

TM 55-1945-225-24P

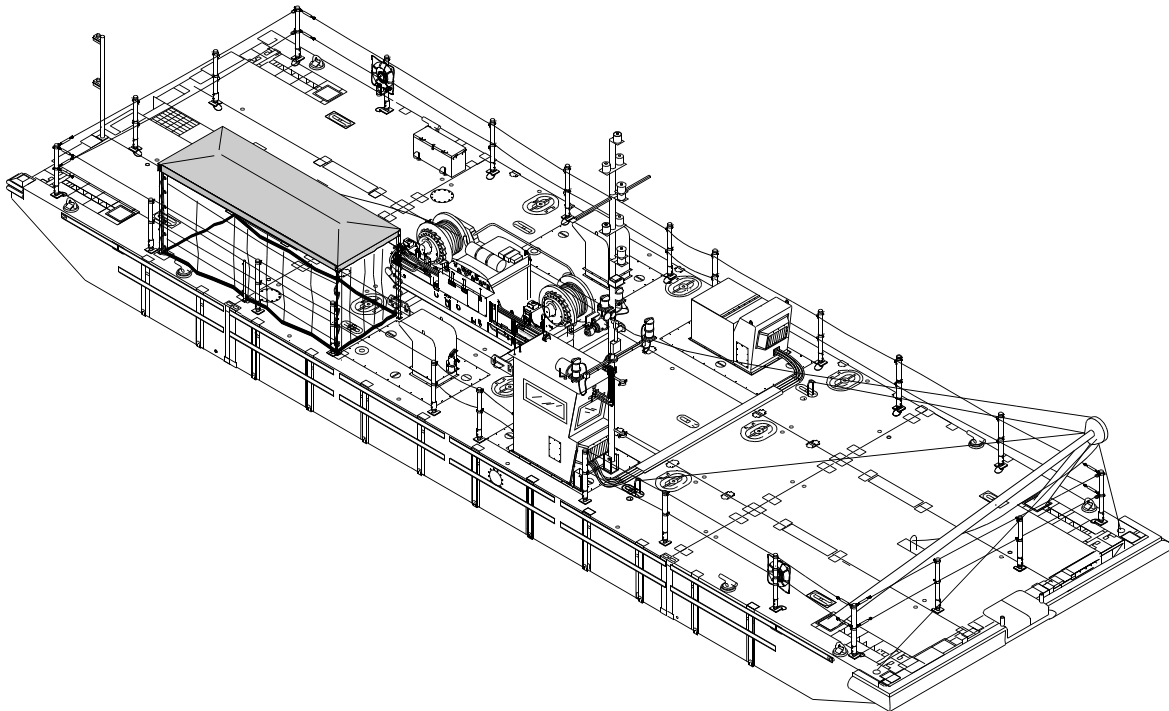
TECHNICAL MANUAL

REPAIR PARTS AND SPECIAL TOOLS LIST (RPSTL)
FOR

WARPING TUG (WT)

WT2

NSN 1925-01-502-8772



DISTRIBUTION STATEMENT A - Approved for public release; distribution is unlimited.

HEADQUARTERS, DEPARTMENT OF THE ARMY
JUNE 2005

LIST OF EFFECTIVE PAGES / WORK PACKAGES

Dates of issue for original and changed pages / work packages are:

Original 15 JUNE 2005

TOTAL NUMBER OF PAGES FOR FRONT AND REAR MATTER IS 24 AND TOTAL NUMBER OF WORK PACKAGES IS 77 CONSISTING OF THE FOLLOWING:

Page / WP No.	*Change No.	Page / WP No.	*Change No.
Title	0	WP 0040 00 (2 pgs)	0
i-viii	0	WP 0041 00 (2 pgs)	0
GROUP 01		WP 0042 00 (2 pgs)	0
WP 0001 00 (2 pgs)	0	WP 0043 00 (2 pgs)	0
WP 0002 00 (2 pgs)	0	WP 0044 00 (2 pgs)	0
WP 0003 00 (6 pgs)	0	WP 0045 00 (2 pgs)	0
WP 0004 00 (2 pgs)	0	WP 0046 00 (2 pgs)	0
WP 0005 00 (2 pgs)	0	WP 0047 00 (4 pgs)	0
WP 0006 00 (2 pgs)	0	WP 0048 00 (2 pgs)	0
WP 0007 00 (2 pgs)	0	WP 0049 00 (2 pgs)	0
WP 0008 00 (2 pgs)	0	WP 0050 00 (2 pgs)	0
WP 0009 00 (2 pgs)	0	WP 0051 00 (2 pgs)	0
WP 0010 00 (2 pgs)	0	WP 0052 00 (2 pgs)	0
WP 0011 00 (4 pgs)	0	WP 0053 00 (6 pgs)	0
WP 0012 00 (2 pgs)	0	WP 0054 00 (4 pgs)	0
WP 0013 00 (2 pgs)	0	WP 0055 00 (2 pgs)	0
WP 0014 00 (2 pgs)	0	WP 0056 00 (2 pgs)	0
WP 0015 00 (10 pgs)	0	WP 0057 00 (2 pgs)	0
WP 0016 00 (4 pgs)	0	WP 0058 00 (14 pgs)	0
WP 0017 00 (4 pgs)	0	WP 0059 00 (2 pgs)	0
WP 0018 00 (4 pgs)	0	WP 0060 00 (4 pgs)	0
WP 0019 00 (4 pgs)	0	WP 0061 00 (8 pgs)	0
WP 0020 00 (2 pgs)	0	WP 0062 00 (2 pgs)	0
WP 0021 00 (4 pgs)	0	WP 0063 00 (2 pgs)	0
WP 0022 00 (2 pgs)	0	WP 0064 00 (4 pgs)	0
WP 0023 00 (4 pgs)	0	WP 0065 00 (2 pgs)	0
WP 0024 00 (2 pgs)	0	WP 0066 00 (2 pgs)	0
WP 0025 00 (2 pgs)	0	GROUP 02	
WP 0026 00 (4 pgs)	0	WP 0067 00 (2 pgs)	0
WP 0027 00 (10 pgs)	0	WP 0068 00 (2 pgs)	0
WP 0028 00 (8 pgs)	0	WP 0069 00 (2 pgs)	0
WP 0029 00 (2 pgs)	0	WP 0070 00 (2 pgs)	0
WP 0030 00 (2 pgs)	0	WP 0071 00 (2 pgs)	0
WP 0031 00 (2 pgs)	0	GROUP 03	
WP 0032 00 (4 pgs)	0	WP 0072 00 (2 pgs)	0
WP 0033 00 (4 pgs)	0	GROUP 04	
WP 0034 00 (4 pgs)	0	WP 0073 00 (2 pgs)	0
WP 0035 00 (12 pgs)	0	WP 0074 00 (2 pgs)	0
WP 0036 00 (8 pgs)	0	GROUP 05	
WP 0037 00 (10 pgs)	0	WP 0075 00 (2 pgs)	0
WP 0038 00 (6 pgs)	0	WP 0076 00 (2 pgs)	0
WP 0039 00 (6 pgs)	0	WP 0077 00 (13 pgs)	0

* Zero in this column indicates an original page.

TECHNICAL MANUAL

**REPAIR PARTS AND SPECIAL TOOL LIST (RPSTL)
FOR**

**MODULAR CAUSEWAY SYSTEM (MCS)
WARPING TUG (WT)
WT2**

NSN 1925-01-502-8772

Current as of 15 May 2004

REPORTING ERRORS AND RECOMMENDING IMPROVEMENTS

You can help improve this publication. If you find any mistakes or if you know of a way to improve the procedures, please let us know. Submit your DA Form 2028 (Recommended Changes to Equipment Technical Publications), through the Internet, on the Army Electronic Product Support (AEPS) website. The Internet address is <http://aeeps.ria.army.mil>. If you need a password, scroll down and click on "ACCESS REQUEST FORM". The DA Form 2028 is located in the ONLINE FORMS PROCESSING section of the AEPS. Fill out the form and click on SUBMIT. Using this form on the AEPS will enable us to respond quicker to your comments and better manage the DA Form 2028 program. You may also mail, fax or email your letter or DA Form 2028 direct to: AMSTA-LC-CI / TECH PUBS, TACOM-RI, 1 Rock Island Arsenal, Rock Island, IL 61299-7630. The email address is TACOM-TECH-PUBS@ria.army.mil. The fax number is DSN 793-0726 or Commercial (309) 782-0726.

TABLE OF CONTENTS

WP Sequence No.

Introduction	i
Group 01	
Fig. 1 Powered Section	0001 00
Fig. 2 Propulsion Module.....	0002 00
Fig. 3 Engine Cooling.....	0003 00
Fig. 4 Duplex Strainer.....	0004 00
Fig. 5 Diesel Engine	0005 00
Fig. 6 Transfer Case.....	0006 00
Fig. 7 Thruster	0007 00
Fig. 8 Driveshafts	0008 00
Fig. 9 Fast Lube Oil Change System	0009 00
Fig. 10 Tank Assembly.....	0010 00
Fig. 11 Machinery Guards	0011 00
Fig. 12 Engine Exhaust System	0012 00
Fig. 13 Thruster Hydraulics	0013 00
Fig. 14 Hydraulic Reservoir Assembly	0014 00
Fig. 15 Bilge System	0015 00
Fig. 16 Fuel System	0016 00
Fig. 17 Bilge Pump Control Assembly.....	0017 00
Fig. 18 Single Bilge Pump Control Assembly.....	0018 00
Fig. 19 Engine Junction Box.....	0019 00
Fig. 20 Propulsion Module Junction Box.....	0020 00
Fig. 21 Propulsion Module Circuit Breaker Panel Assembly	0021 00
Fig. 22 Battery Installation.....	0022 00
Fig. 23 Isolator Box Assembly.....	0023 00
Fig. 24 Vent Fan Relay Enclosure.....	0024 00
Fig. 25 Thruster Junction Box	0025 00
Fig. 26 Thruster Dir/Aux Battery Box.....	0026 00
Fig. 27 Propulsion Module Electrical Assembly	0027 00
Fig. 28 Propulsion Module Structure	0028 00
Fig. 29 Emergency Steering System.....	0029 00
Fig. 30 Center Module.....	0030 00
Fig. 31 Center End Rake.....	0031 00
Fig. 32 Left End Rake.....	0032 00
Fig. 33 Center Stern Anchor End Rake.....	0033 00
Fig. 34 Right End Rake	0034 00
Fig. 35 Operators Cab.....	0035 00
Fig. 36 Middle Control Panel	0036 00
Fig. 37 Lower Control Panel.....	0037 00
Fig. 38 Circuit Breaker Panel Assembly.....	0038 00
Fig. 39 Terminal Strip Assembly	0039 00
Fig. 40 Starboard Receptacle Assembly	0040 00
Fig. 41 Port Receptacle Assembly	0041 00
Fig. 42 Loud Hailer	0042 00
Fig. 43 Battle Lantern	0043 00
Fig. 44 Compass	0044 00
Fig. 45 Windshield Wiper	0045 00
Fig. 46 VHF-FM Portable Radio System/Charger	0046 00
Fig. 47 Heater.....	0047 00
Fig. 48 Navigational Bell.....	0048 00
Fig. 49 VHF-FM Radio System	0049 00
Fig. 50 Spotlight	0050 00
Fig. 51 Defroster.....	0051 00
Fig. 52 Global Positioning System	0052 00
Fig. 53 Mast Enclosure Assembly	0053 00
Fig. 54 Intake Plenum Assembly.....	0054 00
Fig. 55 Mooring D-ring Assembly	0055 00
Fig. 56 Mooring Cleat Assembly	0056 00

TABLE OF CONTENTS (CONT'D)

WP Sequence No.

Group 01 (Continued)

Fig. 57	Exhaust Plenum Assembly.....	0057 00
Fig. 58	Main Mast Assembly	0058 00
Fig. 59	Stub Mast Assembly.....	0059 00
Fig. 60	Interconnect Electrical Assembly	0060 00
Fig. 61	Handrail Installation.....	0061 00
Fig. 62	Fire Extinguisher	0062 00
Fig. 63	Anchor Assembly	0063 00
Fig. 64	Side Fender Assembly	0064 00
Fig. 65	Skeg Assembly.....	0065 00
Fig. 66	Shelter Assembly	0066 00

Group 02

Fig. 67	Winch Adapter Foundation.....	0067 00
Fig. 68	A-Frame Assembly.....	0068 00
Fig. 69	Left Corner Fender And Mounting Assembly	0069 00
Fig. 70	Right Corner Fender And Mounting Assembly.....	0070 00
Fig. 71	Bow Fender Assembly	0071 00

Group 03

Fig. 72	Bulk Material List.....	0072 00
---------	-------------------------	---------

Group 04

Fig. 73	Elevating Pole Assembly.....	0073 00
Fig. 74	Mast Hoist Assembly.....	0074 00

Group 05

Fig. 75	Special Tools List	0075 00
---------	--------------------------	---------

INDEX

National Stock Number Index.....	0076 00
Part Number Index	0077 00

**UNIT, DIRECT SUPPORT AND GENERAL SUPPORT MAINTENANCE
WARPING TUG (WT)
REPAIR PARTS AND SPECIAL TOOL LIST (RPSTL)**

INTRODUCTION

SCOPE

This RPSTL lists and authorizes spares and repair parts; special tools, special test, measurement and diagnostic equipment (TMDE); and other special support equipment for performance of organizational maintenance of the Warping Tug (wt). It authorizes the requisitioning, issue, and disposition of spares, repair parts, and special tools as indicated by the source, maintenance, and recoverability (SMR) codes.

GENERAL

In addition to the Introduction work package, this RPSTL is divided into the following work packages.

1. Repair Parts List Work Packages. Work packages containing lists of spares and repair parts authorized by this RPSTL for use in the performance of maintenance. These work packages also include parts which must be removed for the replacement of the authorized parts. Parts lists are composed of functional groups in ascending alphanumeric sequence, with the parts in each group listed in ascending figure and item number sequence. Sending units, brackets, filters, and bolts are listed with the component they mount on. Bulk materials are listed by item name in FIG. BULK at the end of the work packages. Repair parts kits are listed separately in their own functional group and work package. Repair parts for reparable special tools are also listed in a separate work package. Items listed are shown on the associated illustrations.
2. Specials Tools List Work Packages. Work packages containing lists of special tools, special TMDE and special support equipment authorized by this RPSTL (as indicated by Basis of Issue (BOI) information in the DESCRIPTION AND USABLE ON CODE (UOC) column). Tools that are components of the common tool sets and/or Class VII are not listed.
3. Cross-Reference Indexes Work Packages. There are (enter applicable number) cross-reference indexes work packages in this RPSTL: (The National Stock Number (NSN) Index work package, the Part Number (PN) Index work package, and the Reference Designator Index work package. The National Stock Number Index work package refers you to the figure and item number. The Part Number Index work package refers you to the figure and item number. The Reference Designator Index work package refers you to the figure and item number.)

EXPLANATION OF COLUMNS IN THE REPAIR PARTS LIST AND SPECIAL TOOLS LIST WORK PACKAGES

ITEM NO. (Column (1)). Indicates the number used to identify items called out in the illustration.

SMR CODE (Column (2)). The SMR code containing supply/requisitioning information, maintenance level authorization criteria, and disposition instruction, as shown in the following breakout.

<u>Source Code</u>	<u>Maintenance Code</u>	<u>Recoverability Code</u>
<u>xx</u>	<u>xx</u>	<u>xx</u>
1st two positions: How to get an item.	3rd position: Who can install replace, or use the item.	4th position: Who can do complete repair* on the item.
		5th position: Who determines disposition action on unserviceable items.

*Complete Repair: Maintenance capacity, capability, and authority to perform all corrective maintenance tasks of the "Repair" function in a use/user environment in order to restore serviceability to the failed item.

Source Code. The source code tells you how you get an item needed for maintenance, repair, or overhaul of the item/equipment. Explanations of source codes follow:

Source Code

Application/Explanation

PA	Stock items; use the applicable NSN to requisition/request items with these source codes. They are authorized to the level indicated by the code entered in the 3rd position of the SMR code.
PB	
PC	
PD	
PE	
PF	
PG	

NOTE

Items coded PC are subjected to deterioration.

KD	Items with these codes are not to be requested/requisitioned individually. They are part of a kit which is authorized to the maintenance level indicated in the 3rd position of the SMR code. The complete kit must be requisitioned and applied.
KF	
KB	

MO-Made at unit/AVUM level	Items with these codes are not to be requisitioned/requested individually. They must be made from bulk material which is identified by the PN in the DESCRIPTION AND USABLE ON CODE (UOC) column and listed in the bulk material group work package of the RPSTL. If the item is authorized to you by the 3rd position code of the SMR code, but the source code indicates it is made at higher level, order the item from the higher level of maintenance.
MF-Made at DS/AVUM level	
MH-Made at GS level	
ML-Made at SRA	
MD-Made at depot	

AO-Assembled by unit/AVUM level	Items with these codes are not to be requested/requisitioned individually. The parts that make up the assembled item must be requisitioned or fabricated and assembled at the level of maintenance indicated by the source code. If the 3rd position of the SMR code authorizes you to replace the item, but the source code indicates the item is assembled at a higher level, order the item from the higher level of maintenance.
AF-Assembled by DS/AVIM level	
AH-Assembled by GS level	
AL-Assembled by SRA	
AD-Assembled by depot	

XA	Do not requisition an "XA" coded item. Order the next higher assembly. (Refer to NOTE below)
----	--

XB	If an item is not available from salvage, order it using the CAGEC and PN.
----	--

XC	Installation drawings, diagrams, instruction sheets, field service drawings; identified by the manufacturers's PN.
----	--

XD

Item is not stocked. Order an XD-coded item through normal supply channels using the CAGEC and PN given, if no NSN is available.

NOTE

Cannibalization or controlled exchange, when authorized, may be used as a source of supply for items with the above source codes except for those items source coded "XA" or those aircraft support items restricted by requirements of AR 750-1.

Maintenance Code. Maintenance codes tell you the level(s) of maintenance authorized to use and repair support items. The maintenance codes are entered in the third and fourth positions of the SMR code as follows:

Third Position. The maintenance code entered in the third position tells you the lowest maintenance level authorized to remove, replace, and use an item. The maintenance code entered in the third position will indicate authorization to the following levels of maintenance:

Maintenance Code

Application/Explanation

- C — Crew or operator maintenance done within unit/AVUM maintenance.
- O — Unit level/AVUM maintenance can remove, replace and use the item.
- F — Direct support/AVUM maintenance can remove, replace and use the item.
- H — General support maintenance can remove, replace and use the item.
- L — Specialized repair activity can remove, replace and use the item.
- D — Depot can remove, replace, and use the item.

Fourth Position. The maintenance code entered in the fourth position tells you whether or not the item is to be repaired and identifies the lowest maintenance level with the capability to do complete repair (perform all authorized repair functions).

NOTE

Some limited repair may be done on the item at a lower level of maintenance, if authorized by the Maintenance Allocation Chart (MAC) and SMR codes.

Maintenance Code

Application/Explanation

- O — Unit/AVUM is the lowest level that can do complete repair of the item.
- F — Direct support/AVIM is the lowest level that can do complete repair of the item.
- H — General support is the lowest level that can do complete repair of the item.
- L — Specialized repair activity is the lowest level that can do complete repair of the item.
- D — Depot is the lowest level that can do complete repair of the item.
- Z — Nonrepairable. No repair is authorized.

- B — No repair is authorized. No parts or special tools are authorized for maintenance of "B" coded item. However, the item may be reconditioned by adjusting, lubricating, etc., at the user level.

Recoverability Code. Recoverability codes assigned to indicate the disposition action on unserviceable items. The recoverability code is shown in the fifth position of the SMR code as follows:

Recoverability Code

Application/Explanation

- Z — Nonreparable item. When unserviceable, condemn and dispose of the item at the level of maintenance shown in the third position of the SMR code.
- O — Repairable item. When uneconomically repairable, condemn and dispose of the item at the unit level.
- F — Repairable item. When uneconomically repairable, condemn and dispose of the item at the direct support level.
- H — Repairable item. When uneconomically repairable, condemn and dispose of the item at the general support level.
- D — Repairable item. When beyond lower level repair capability, return to depot. Condemnation and disposal of item are not authorized below depot level.
- L — Repairable item. Condemnation and disposal not authorized below Specialized Repair Activity (SRA).
- A — Item requires special handling or condemnation procedures because of specific reasons (such as precious metal content, high dollar value, critical, material, or hazardous material). Refer to appropriate manuals/directives for specific instructions.

NSN (Column (3)). The NSN for the item is listed in this column.

CAGEC (Column (4)). The Commercial and Government Entity Code (CAGEC) is a five-digit code which is used to identify the manufacturer, distributor or Government agency/activity that supplies the item.

PART NUMBER (Column (5)). Indicates the primary number used by the manufacturer (individual, company, firm, corporation or Government activity), which controls the design and characteristics of the item by means of its engineering drawings, specifications, standards and inspection requirements to identify an item or range of items.

NOTE

When you use an NSN to requisition an item, the item you receive may have a different PN from the number listed.

DESCRIPTION AND USABLE ON CODE (UOC) (Column (6)). This column includes the following information:

1. The federal item name and, when required, a minimum description to identify the item.
2. PNs of bulk materials are referenced in this column in the line entry to be manufactured or fabricated.
3. Hardness Critical Item (HCI). A support item that provides the equipment with special protection from electromagnetic pulse (EMP) damage during a nuclear attack.

-
4. The statement END OF FIGURE appears just below the last item description in column (6) for a given figure in both the repair parts list and special tool lists work packages.

QTY (Column (7)). The QTY (quantity per figure) column indicates the quantity of the item used in the breakout shown on the illustration/figure, which is prepared for the functional group, subfunctional group, or an assembly. A "V" appearing in this column instead of a quantity indicates that the quantity is variable and quantity may change from application to application.

EXPLANATION OF CROSS-REFERENCE INDEXES WORK PACKAGES FORMAT AND COLUMNS

1. National Stock Number (NSN) Index Work Package.

STOCK NUMBER Column. This column lists the NSN in National Item Identification Number (NIIN) sequence. The NIIN consists of the last nine digits of the NSN.

NSN
(e.g. 5385-01-574-1476)
NIIN

When using this column to locate an item, ignore the first four digits of the NSN. However, the complete NSN should be used when ordering items by stock number.

FIG. Column. This column lists the number of the figure where the item is identified/located. The figures are in numerical order in the repair parts lists and special tools work packages.

ITEM Column. The item number identifies the item associated with the figure listed in the adjacent FIG. column. This item is also identified by NSN listed on the same line.

2. Part Number (PN) Index Work Package. PNs in this index are listed in ascending alphanumeric sequence (vertical arrangement of letter and number combinations, which places the first letter or digit of each group in order A through Z, followed by the numbers 0 through 9 and each following letter or digit like order).

PART NUMBER Column. Indicates the PN assigned to the item.

FIG. Column. This column lists the number of the figure where the item is identified/located in the repair parts list and special tools list work package.

ITEM Column. This item number is the number assigned to the item as it appears in the figure referenced in the adjacent figure number column.

3. Reference Designator Index Work Package. Reference designators in this index are listed in ascending alphanumeric sequence (vertical arrangement of letter and number combination which places the first letter or digit of each group in order "A" through "Z," followed by the numbers "0" through "9" and each following letter or digit in like order).

REFERENCE DESIGNATOR Column. Indicates the reference designator assigned to the item.

FIG. Column. This column lists the number of the figure where the item is identified/located in the repair parts list or special tools list work packages.

ITEM Column. The item number is the number assigned to the item as it appears in the figure referenced in the adjacent figure number column.

SPECIAL INFORMATION

UOC. This UOC appears in the lower left corner of the Description Column heading. Usable on codes are shown as “UOC:...” in the Description Column (justified left) on the first line under the applicable item/ nomenclature. Uncoded items are applicable to all models. Identification of the UOCs used in the RPSTL are:

<u>Code</u>	<u>Used On”</u>
WT2	Model WT2

NOTE: Include the above UOC content, as applicable.

Fabrication Instructions. Bulk materials required to manufacture items are listed in the bulk material functional group of this RPSTL. Part numbers for bulk material are also referenced in the Description Column of the item entry for the item to be manufactured/fabricated. Detailed fabrication instructions for items source coded to be manufactured or fabricated are found in TM 55-1945-205-24-1-1.

Index Numbers. Items which have the word BULK in the figure column will have an index number shown in the item number column. This index number is a cross-reference between the NSN / PN index work packages and the bulk material list in the repair parts list work package.

Associated Publications. The publication(s) listed below pertains to the Warping Tug:

<u>Publication</u>	<u>Short Title</u>
TM 55-1945-225-10	Operator Manual
TM 55-1945-225-24	Maintenance Manual

HOW TO LOCATE REPAIR PARTS

1. When NSNs or PNs Are Not Known.

First. Using the table of contents, determine the assembly group to which the item belongs. This is necessary since figures are prepared for assembly groups and subassembly groups, and lists are divided into the same groups.

Second. Find the figure covering the functional group or the subfunctional group to which the item belongs.

Third. Identify the item on the figure and note the number(s).

Fourth. Look in the repair parts list work packages for the figure and item numbers. The NSNs and part numbers are on the same line as the associated item numbers.

2. When NSN Is Known.

First. If you have the NSN, look in the STOCK NUMBER column of the NSN index work package. The NSN is arranged in NIIN sequence. Note the figure and item number next to the NSN.

Second. Turn to the figure and locate the item number. Verify that the item is the one you are looking for.

3. When PN Is Known.

First. If you have the PN and not the NSN, look in the PART NUMBER column of the PN index work package.

Identify the figure and item number.

Second. Look up the item on the figure in the applicable repair parts list work package.

NOTE: Include 4 only if the RPSTL has a reference designator index work package.

4. When Reference Designator Is Known.

First. If you know the reference designator, look in the REFERENCE DESIGNATOR column of the reference designator index work package. Note the figure and item number.

Second. Turn to the figure and locate the item number. Verify that the item is the one you are looking for.

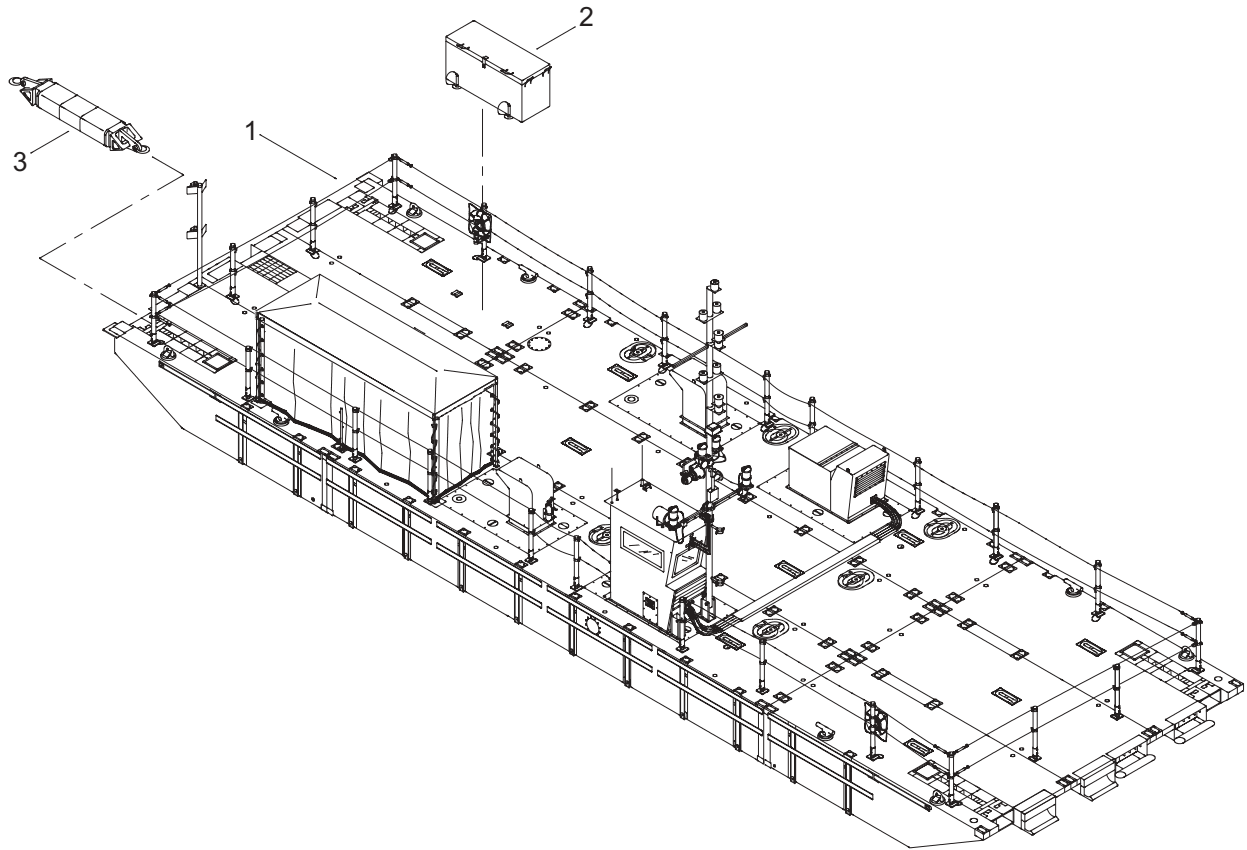


Figure 1. Powered Section

(1) ITEM NO.	(2) SMR CODE	(3) NSN	(4) CAGEC	(5) PART NUMBER	(6) DESCRIPTION AND USABLE ON CODE (UOC)	(7) QTY
					GROUP 01	
					FIG. 1 POWERED SECTION	
1	XDOLL		34712	E36113	POWERED SECTION	1
2	XDODD		34712	E47063	DECK BOX ASSEMBLY	1
3	PAOLL	2040-01-092-3081	34712	E02783	FLEXOR COUPLING, PONTOON .	1
					END OF FIGURE	

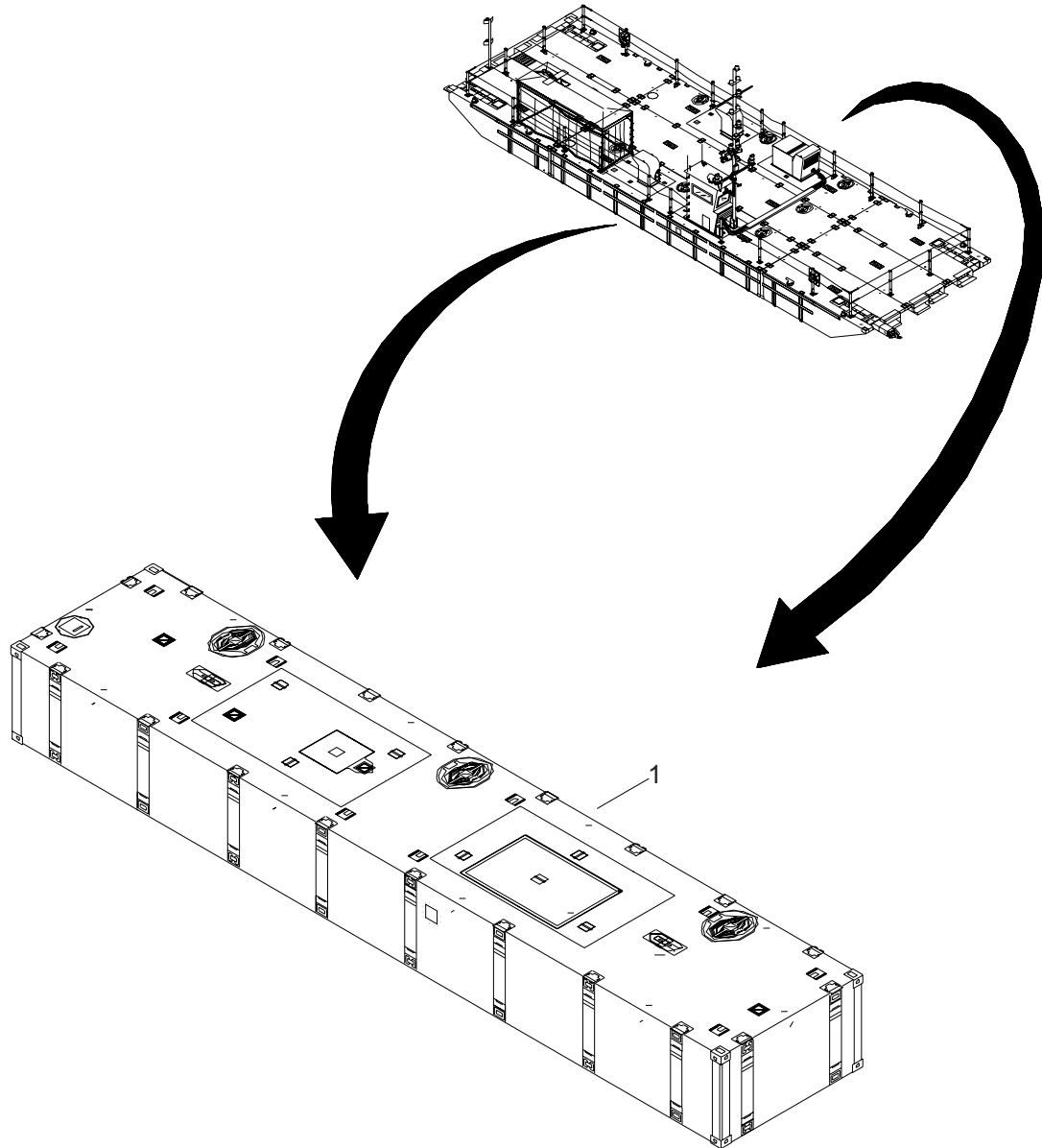


Figure 2. Propulsion Module

(1) ITEM NO.	(2) SMR CODE	(3) NSN	(4) CAGEC	(5) PART NUMBER	(6) DESCRIPTION AND USABLE ON CODE (UOC)	(7) QTY
					GROUP 01	
					FIG. 2 PROPULSION MODULE	
1	XDOHH		34712	E36133	PROPULSION MODULE	2
					END OF FIGURE	

1
2 Thru 44

2
3, 4

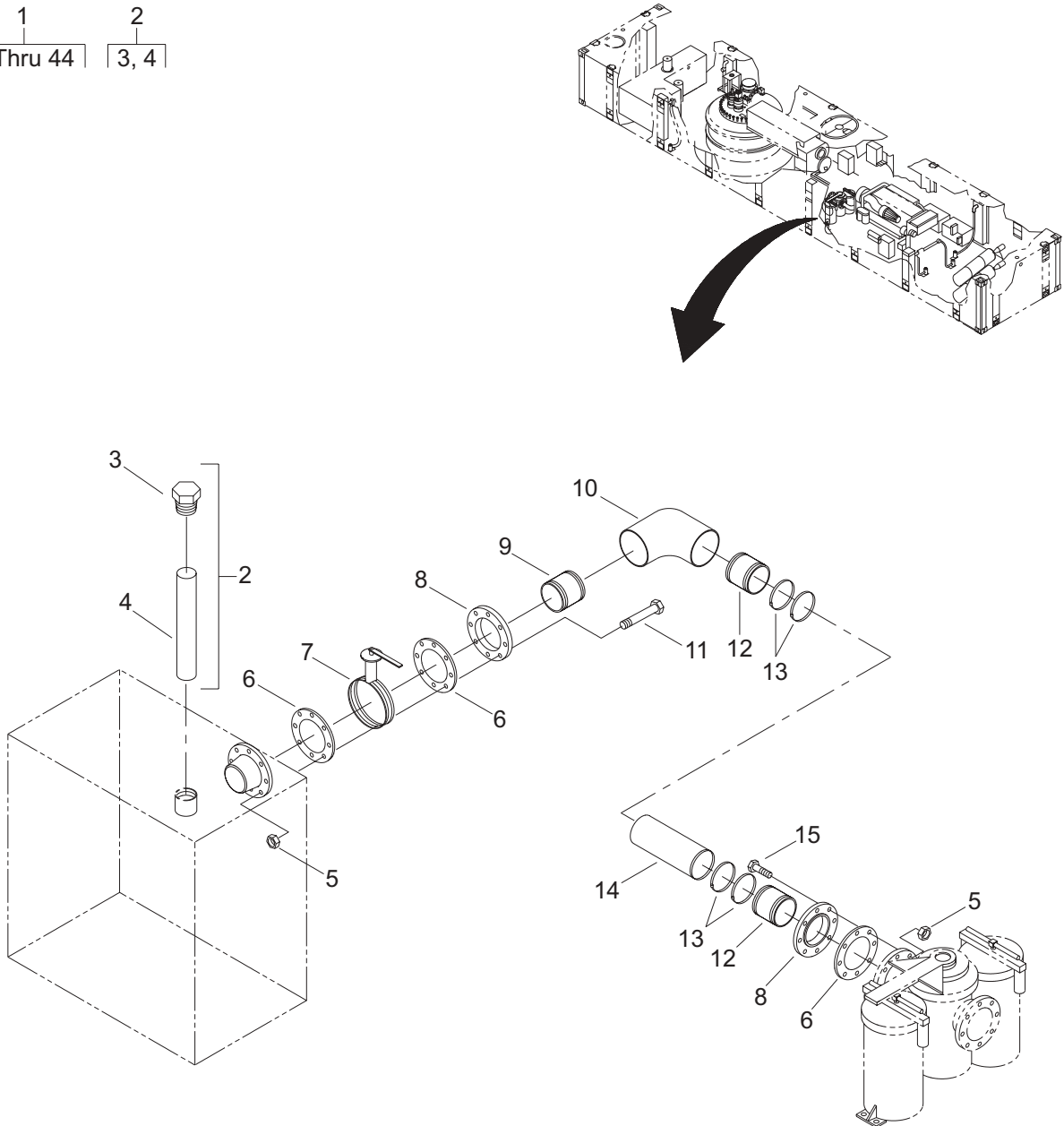


Figure 3. Engine Cooling (Sheet 1 of 3)

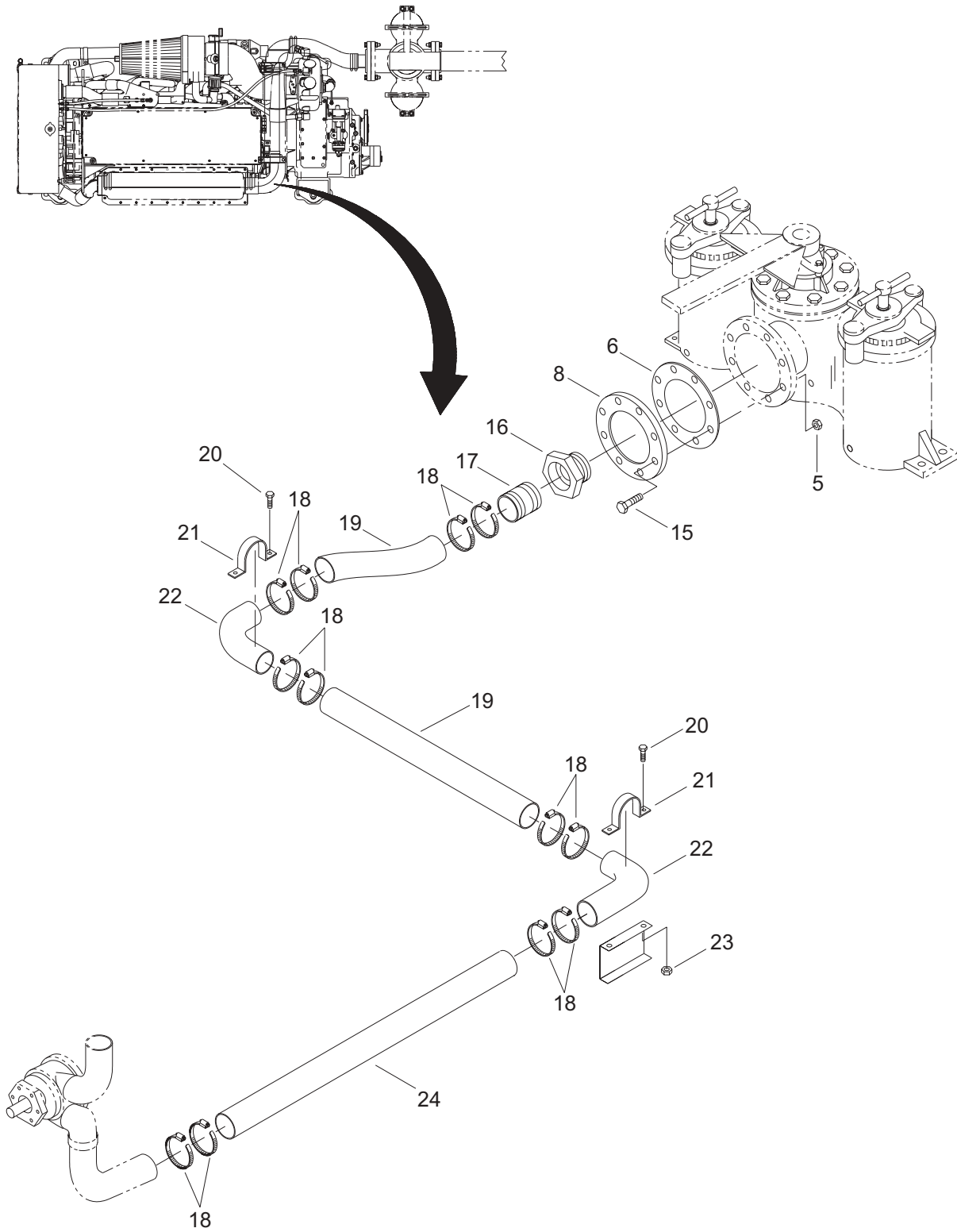


Figure 3. Engine Cooling (Sheet 2 of 3)

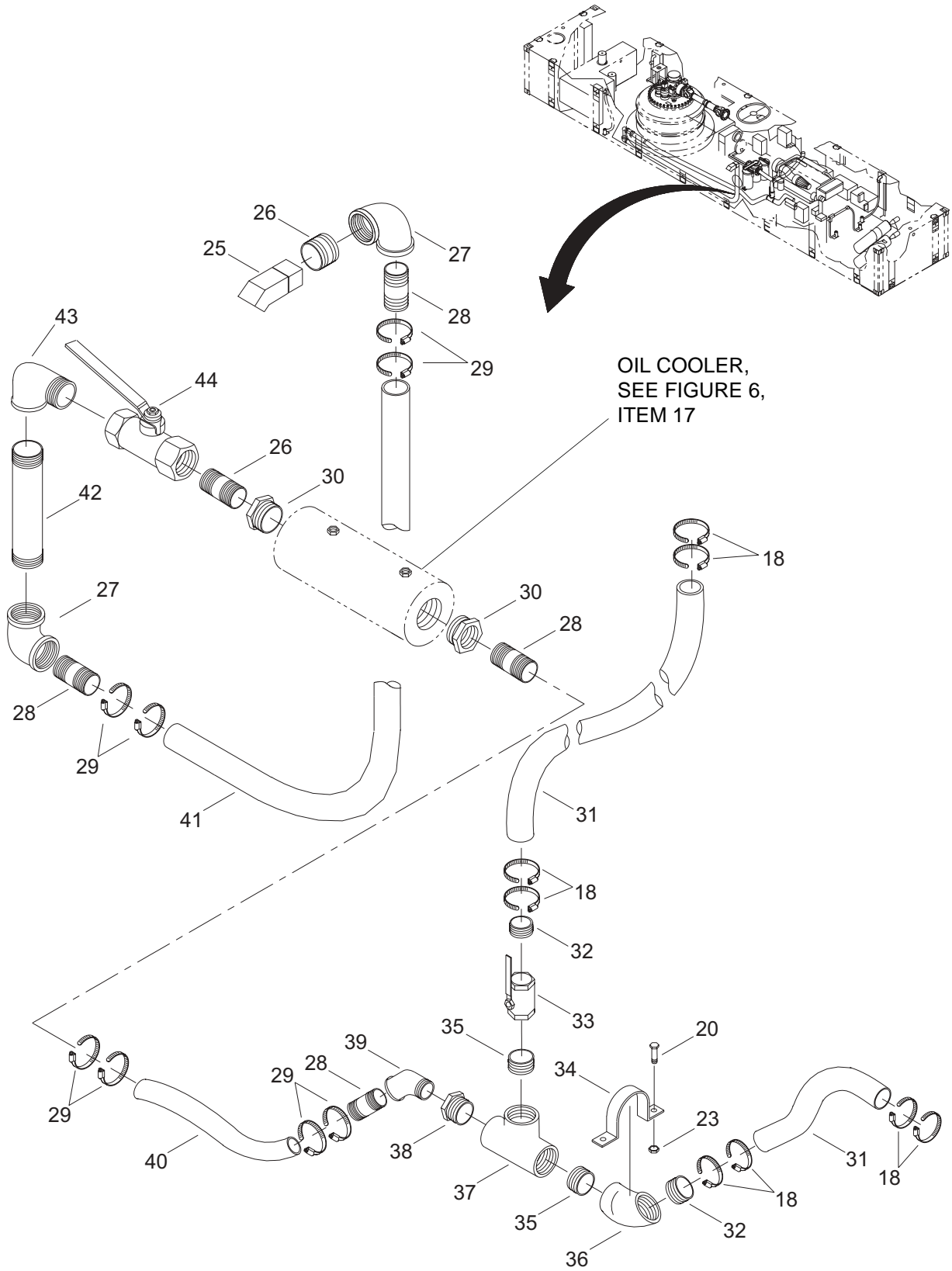


Figure 3. Engine Cooling (Sheet 3 of 3)

(1) ITEM NO.	(2) SMR CODE	(3) NSN	(4) CAGEC	(5) PART NUMBER	(6) DESCRIPTION AND USABLE ON CODE (UOC)	(7) QTY
GROUP 01						
FIG. 3 ENGINE COOLING						
1	XCOFF		34712	E38076	ENGINE COOLING	1
2	XDOOO		34712	E11308	.ANODE	1
3	XDOZZ		07VW1	BPP-1000	..PLUG,SUPPORT,ANODE	1
4	XDOZZ		07VW1	P840 X 16"	..ANODE,ZINC ROD	1
5	XDOZZ		39428	95615A250	.NUT,HEXAGON	24
6	XDOZZ		34712	E09151	.GASKET	4
7	XDOZZ		95976	3245259	.VALVE,BUTTERFLY	1
8	XDOZZ		34646	PART NO. 17	.FLANGE,THREADED	3
9	XDOZZ		1EU68	MEHGN46	.NIPPLE,PIPE	1
10	XDOZZ		34712	E26291	.ELBOW, FEMALE	1
11	XDOZZ		39428	92865A814	.SCREW,CAP	8
12	XDOZZ		34712	E45749	.NIPPLE,PIPE	2
13	XDOZZ		72661	HSS-88	.CLAMP,HOSE	4
14	MOOZZ		34712	E47219-1	.HOSE	1
15	XDOZZ		39428	92865A806	.SCREW,CAP	16
16	XDOZZ		87400	921310003	.BUSHING	1
17	XDOZZ		34712	E09841	.NIPPLE, PIPE	1
18	PAOZZ	4730-00-908-6292	72661	HSS-48	.CLAMP,HOSE	20
19	MOOZZ		34712	E09858-4	.HOSE	2
20	PAOZZ	5305-01-509-0161	39428	93190A624	.SCREW,CAP,HEXAGON HEAD ..	6
21	XDOZZ		34712	E39151	.SUPPORT CLAMP	2
22	XDOZZ		92938	E38918	.FITTING,ELBOW,HOSE	2
23	XDOZZ		39428	91845A031	.NUT, HEXAGON	4
24	MOOZZ		34712	E38928-1	.HOSE	1
25	XDOZZ		39428	4638K237	.ELBOW, FEMALE	1
26	XDOZZ		39428	4549K651	.NIPPLE, CLOSE	2
27	XDOZZ		39428	4638K137	.ELBOW, FEMALE	2
28	PAOZZ	4730-00-621-8357	72661	STC-20	.ADAPTER,STRAIGHT,PIPE 1.5" .	4
29	XDOZZ		72661	HSS-32	.CLAMP, HOSE	8

(1) ITEM NO.	(2) SMR CODE	(3) NSN	(4) CAGEC	(5) PART NUMBER	(6) DESCRIPTION AND USABLE ON CODE (UOC)	(7) QTY
30	XDOZZ		1EU68	MEHGB2112	.BUSHING, REDUCER	2
31	MOOZZ		34712	E09998-2	.HOSE	1
32	PAOZZ	4730-01-018-5813	72661	STC-30	.ADAPTER, STRAIGHT,PIPE	2
33	XDOZZ		39428	47865K71	.VALVE,BALL	1
34	XDOZZ		34712	E23781	.SUPPORT, CLAMP	1
35	XDOZZ		1EU68	MEHGN212CL	.NIPPLE,CLOSE	2
36	XDOZZ		1EU68	MEHG45E212	.ELBOW,FEMALE	1
37	XDOZZ		34646	241-2	.TEE 1/2" PIPE	1
38	XDOZZ		34712	E26261	.BUSHING	1
39	XDOZZ		1EU68	MEHG45SE112	.ELBOW,STREET	1
40	MOOZZ		34712	E13208-6	.HOSE	1
41	MOOZZ		34712	E13208-7	.HOSE	1
42	XDOZZ		39428	4549K663	.NIPPLE	1
43	XDOZZ		39428	4638K227	.ELBOW, STREET	1
44	PAOZZ	4820-01-163-9982	81337	6-1-6200-44	.VALVE, BALL	1
END OF FIGURE						

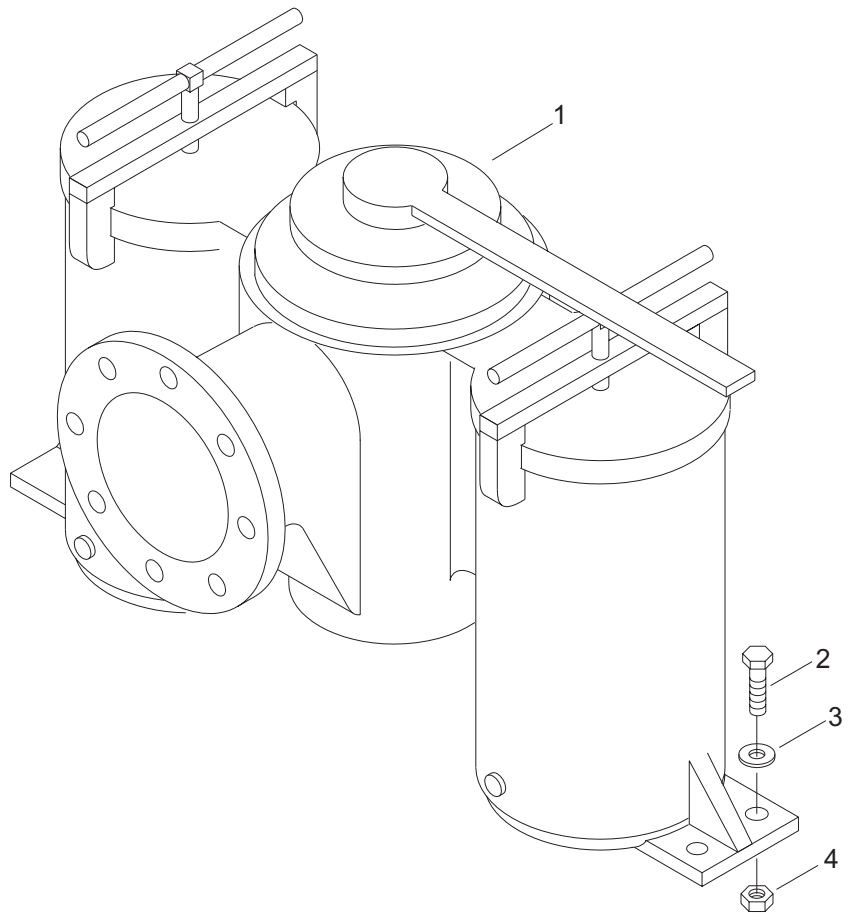


Figure 4. Duplex Strainer

(1) ITEM NO.	(2) SMR CODE	(3) NSN	(4) CAGEC	(5) PART NUMBER	(6) DESCRIPTION AND USABLE ON CODE (UOC)	(7) QTY
					GROUP 01	
					FIG. 4 DUPLEX STRAINER	
1	XDOZZ		34712	E08658	STRAINER, DUPLEX.	1
2	XDOZZ		39428	92865A718	SCREW,CAP	4
3	PAOZZ	5310-01-364-4211	39428	98026A033	WASHER,FLAT	4
4	XDOZZ		39428	95462A033	NUT,SELF-LOCKING	4
END OF FIGURE						

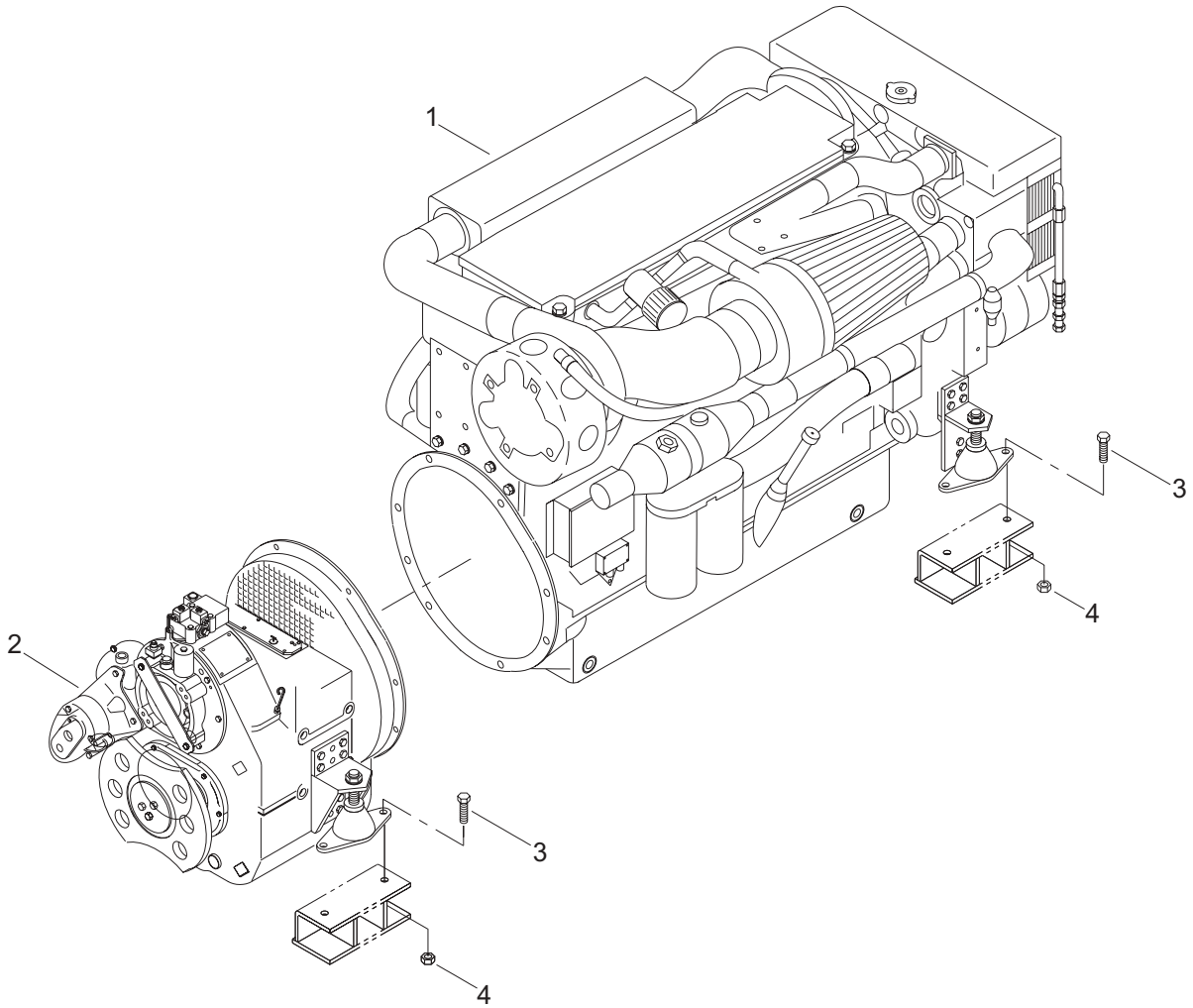


Figure 5. Diesel Engine

(1) ITEM NO.	(2) SMR CODE	(3) NSN	(4) CAGEC	(5) PART NUMBER	(6) DESCRIPTION AND USABLE ON CODE (UOC)	(7) QTY
					GROUP 01	
					FIG. 5 DIESEL ENGINE	
1	XDFHH		34712	E38098	ENGINE,DIESEL,DDEC	1
2	XDHHH		34712	E36728	MARINE GEAR	1
3	XDFZZ		39428	92865A802	SCREW,CAP,HEX HEAD.....	8
4	XDFZZ		39428	90473A233	NUT,HEXAGON.....	8
					END OF FIGURE	

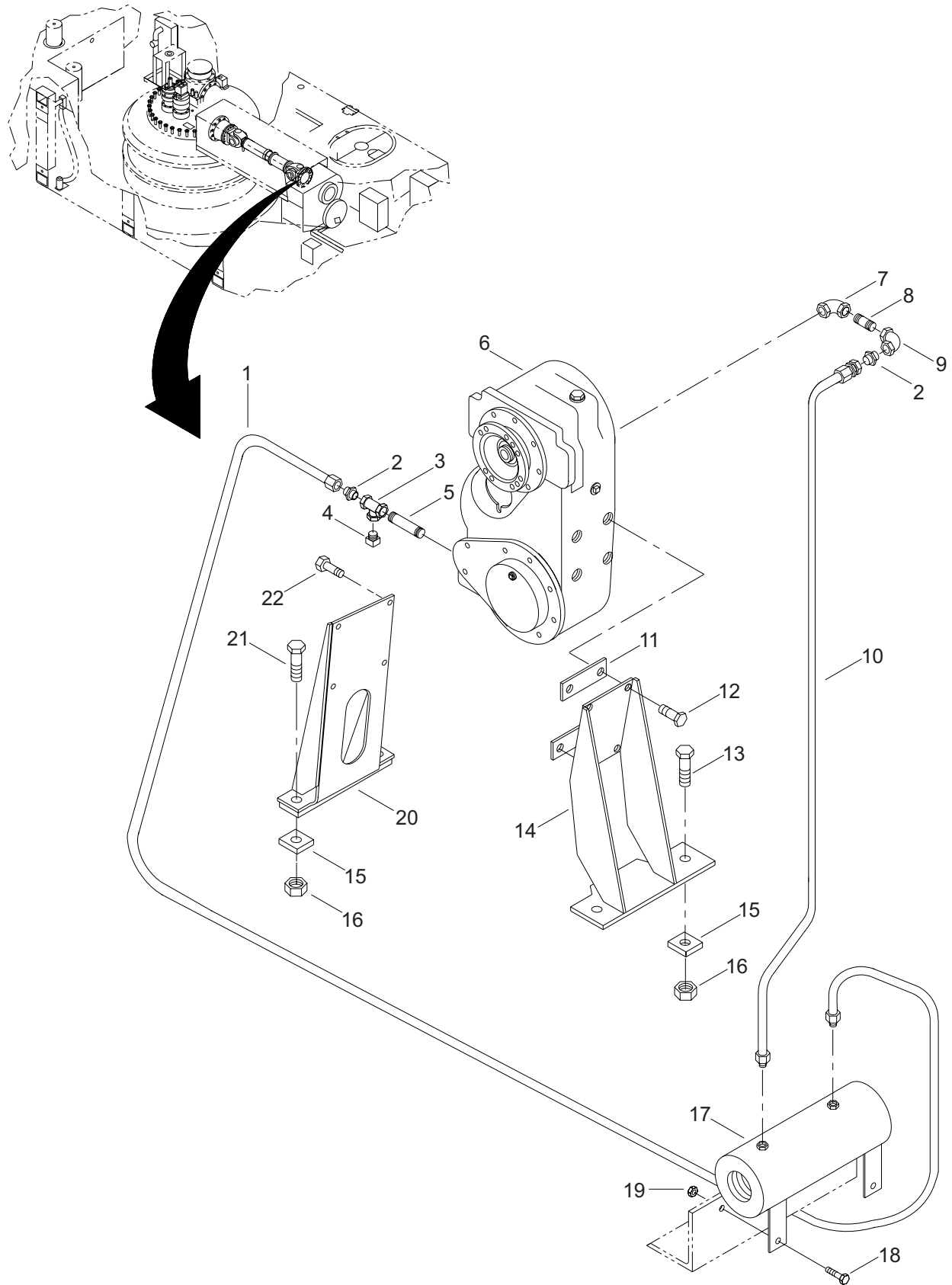


Figure 6. Transfer Case

(1) ITEM NO.	(2) SMR CODE	(3) NSN	(4) CAGEC	(5) PART NUMBER	(6) DESCRIPTION AND USABLE ON CODE (UOC)	(7) QTY
GROUP 01						
FIG. 6 TRANSFER CASE						
1	XDFZZ		87373	2013W3W-8-8-8-72	ASSEMBLY, HOSE	1
2	XDFZZ		30780	8-8-FTXS	CONNECTOR, MALE	2
3	XDFZZ		39428	44605K154	TEE, PIPE	1
4	XDFZZ		39428	44605K224	PLUG, SQUARE HEAD	1
5	XDFZZ		34712	E24248-6	NIPPLE, PIPE	1
6	XDFHH		97271	738A N4NL4-F	ASSEMBLY, TRANSFER CASE ...	1
7	XDFZZ		1EU68	050-0131	ELBOW	1
8	XDFZZ		1T8A8	0330014804	NIPPLE, PIPE	1
9	PAFZZ	4730-01-422-1933	39428	44605K114	ELBOW, PIPE	1
10	XDFZZ		98441	2010606-8-8-8-32	ASSEMBLY, HOSE	1
11	XDFZZ		34712	E27481	SPACER	2
12	XDFZZ		39428	92865A802	SCREW, CAP, HEX HEAD	4
13	XDFZZ		39428	92865A805	SCREW, CAP, HEX HEAD	2
14	XDFZZ		34712	E26132	SUPPORT, XFER CASE	1
15	XDFZZ		34712	E11971	SHIM SET	4
16	XDFZZ		39428	90473A233	NUT, HEXAGON	4
17	XDFZZ		0ANA7	1377-1-7	OIL COOLER	1
18	PAFZZ	5305-01-482-6298	39428	92240A624	SCREW, CAP, HEXAGON HEAD ...	2
19	XDOZZ		39428	91845A031	NUT, HEXAGON	2
20	XDFZZ		34712	E26122	SUPPORT, XFER CASE	1
21	XDFZZ		39428	92865A808	SCREW, CAP, HEX HEAD	2
22	XDFZZ		39428	92865A798	SCREW, CAP, HEX HEAD	4
END OF FIGURE						

1
2 Thru 26

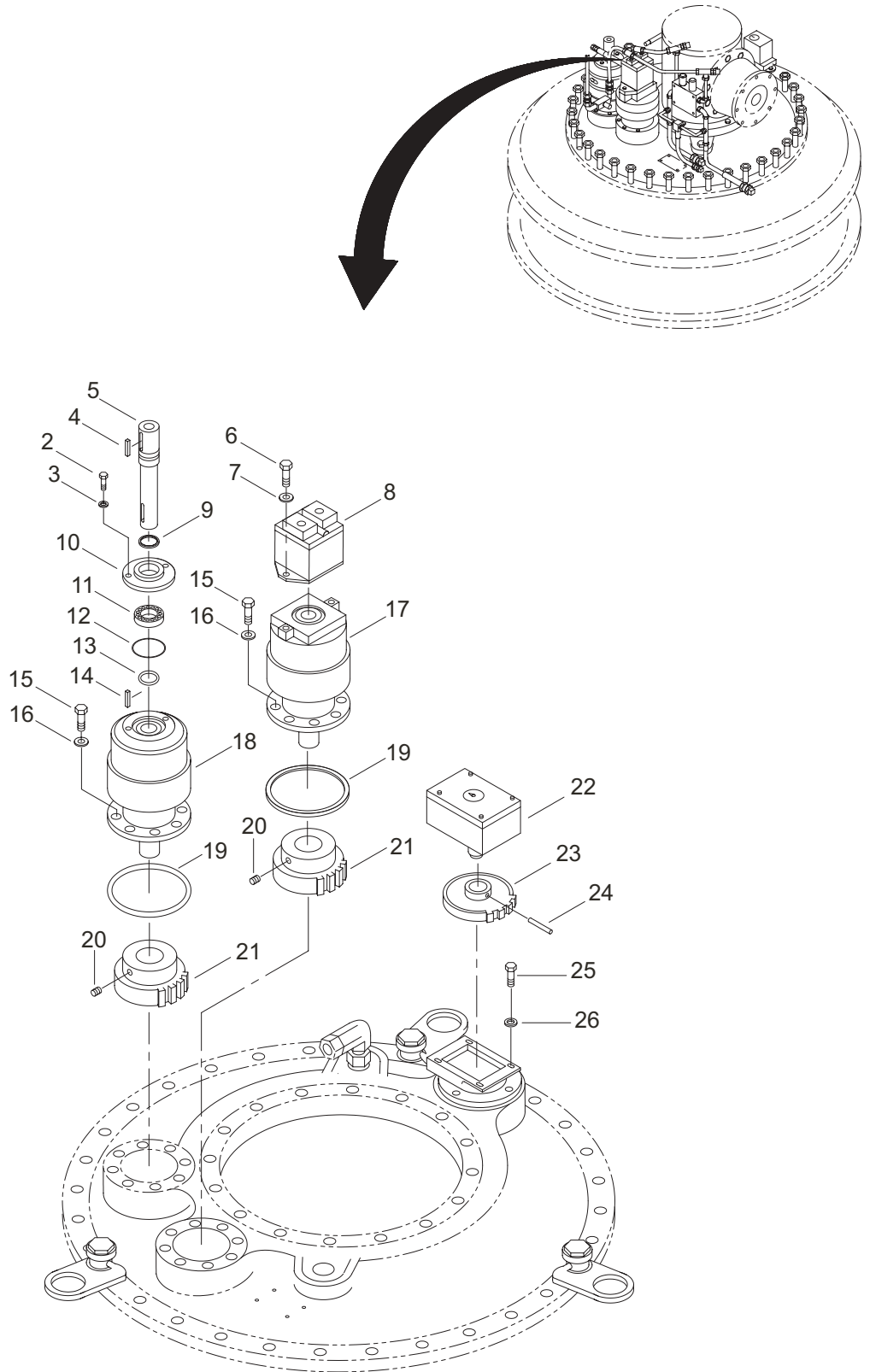


Figure 7. Thruster

(1) ITEM NO.	(2) SMR CODE	(3) NSN	(4) CAGEC	(5) PART NUMBER	(6) DESCRIPTION AND USABLE ON CODE (UOC)	(7) QTY
GROUP 01						
FIG. 7 THRUSTER						
1	XCLLL		34712	E25708	THRUSTER	1
2	XDFZZ		0XS19	1000778	.SCREW, HEX HEAD.	2
3	XDFZZ		0XS19	1002334	.WASHER, LOCK.	2
4	XDFZZ		0XS19	1002139	.KEY, PARALLEL	1
5	XDFZZ		0XS19	1109502	.SHAFT	1
6	XDFZZ		0XS19	1000729	.SCREW, HEX HEAD.	2
7	XDFZZ		0XS19	1007235	.WASHER, PLAIN	2
8	XDFZZ		0XS19	1106039	.MOTOR, HYDRAULIC	1
9	XDFZZ		0XS19	1109439	.SEAL, ROTARY SHAFT	1
10	XDFZZ		0XS19	1109503	.COVER	1
11	XDFZZ		0XS19	1012726	.BEARING, ROLLER	1
12	XDFZZ		0XS19	1002352	.RING, RETAINING	1
13	XDFZZ		0XS19	1002289	.RING, RETAINING	1
14	XDFZZ		0XS19	1002129	.KEY, PARALLEL	1
15	XDFZZ		0XS19	1042320	.SCREW, HEX HEAD.	16
16	XDFZZ		0XS19	1002333	.WASHER, LOCK.	16
17	XDFZZ		0XS19	1106760	.GEARING, PLANETARY PRIMARY	1
18	XDFZZ		0XS19	1109428	.GEARING, PLANETARY, AUX ...	1
19	XDFZZ		0XS19	1001400	.O-RING	2
20	XDFZZ		0XS19	1103067	.SCREW, SET	2
21	XAFZZ		0XS19	1109047	.SPUR GEAR.	2
22	XDFZZ		0XS19	1109134	.UNIT, FEEDBACK.	1
23	XDFZZ		0XS19	1099427	.GEAR, SPUR	1
24	XDFZZ		0XS19	1005958	.PIN, SPRING, SLOTTED	1
25	XDFZZ		0XS19	1000811	.SCREW, HEX HEAD.	4
26	XDFZZ		0XS19	1002322	.WASHER, SPRING.	4
END OF FIGURE						

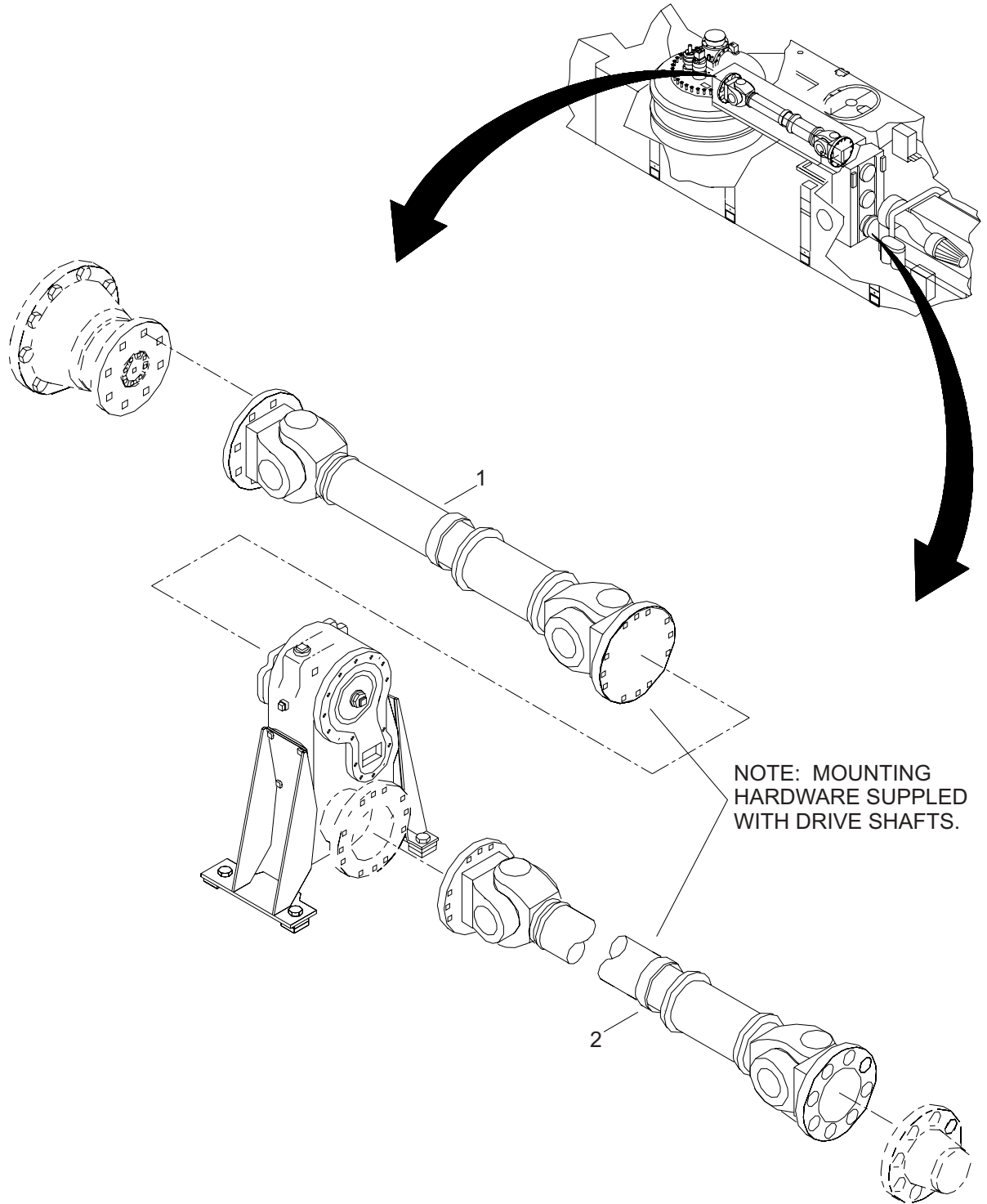


Figure 8. Driveshafts

(1) ITEM NO.	(2) SMR CODE	(3) NSN	(4) CAGEC	(5) PART NUMBER	(6) DESCRIPTION AND USABLE ON CODE (UOC)	(7) QTY
					GROUP 01	
					FIG. 8 DRIVESHAFTS	
1	XDFZZ		7J132	687.65 TS-11634	SHAFT, DRIVE.....	1
2	XDFZZ		7J132	456795-73	SHAFT, DRIVE.....	1
					END OF FIGURE	

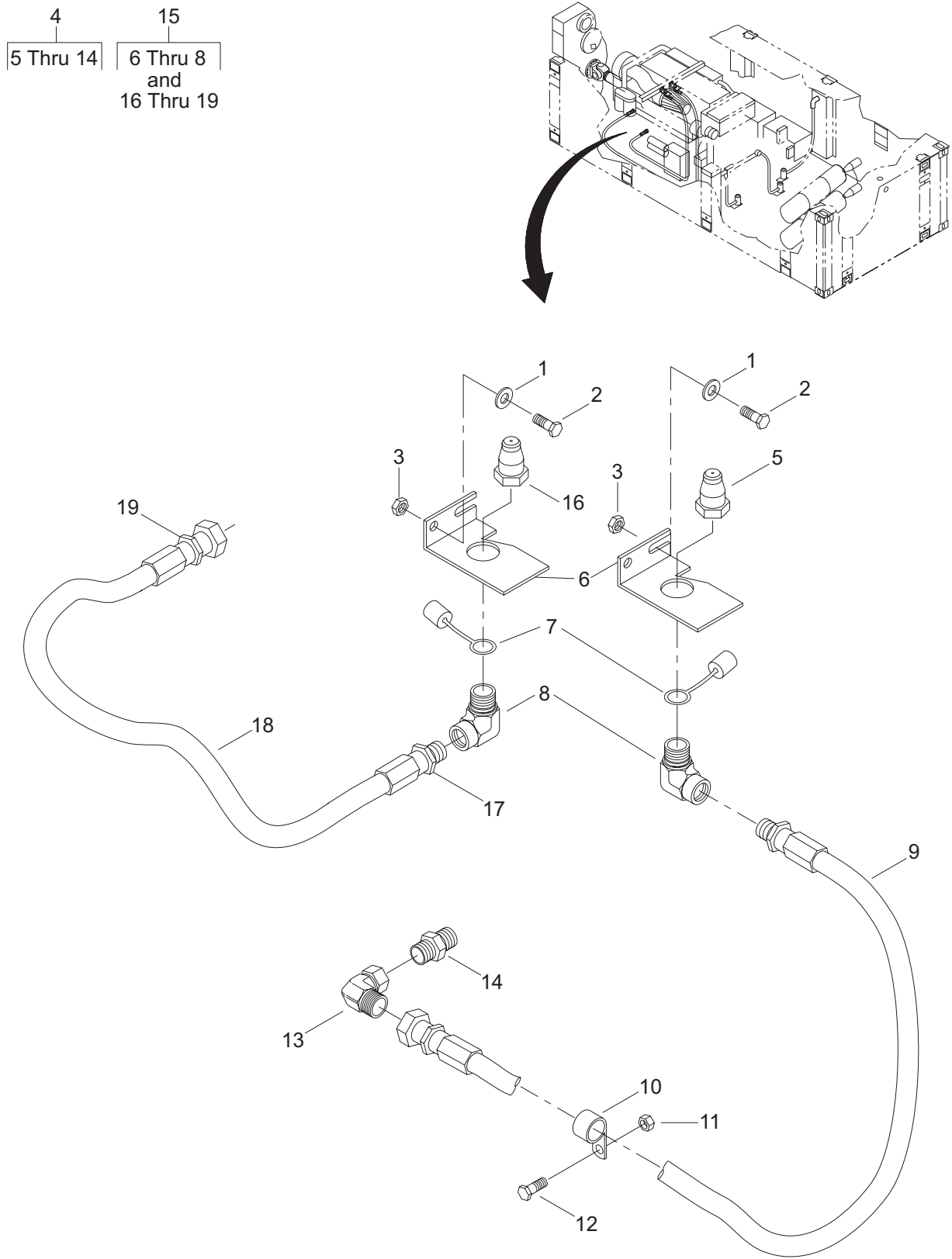


Figure 9. Fast Lube Oil Change System

(1) ITEM NO.	(2) SMR CODE	(3) NSN	(4) CAGEC	(5) PART NUMBER	(6) DESCRIPTION AND USABLE ON CODE (UOC)	(7) QTY
					GROUP 01	
					FIG. 9 FAST LUBE OIL CHANGE SYSTEM	
1	PAFZZ	5310-01-199-4393	39428	92141A030	WASHER,FLAT	4
2	PAOZZ	5305-01-508-6037	39428	93190A583	SCREW,CAP,HEXAGON HEAD . .	4
3	XDOZZ		39428	90715A135	NUT, SELF-LOCKING	4
4	XDOOO		34712	E13053	FAST LUBE SYSTEM	1
5	PAOZZ	4730-01-149-9946	01276	5602-12-12S	.COUPLING HALF, QUICK DIS . . .	1
6	XDOZZ		34712	E47451	.BRACKET	2
7	PAOZZ	5340-00-071-3834	01276	5657-12	.CAP, PROTECTIVE, DUST.	2
8	PAOZZ	4370-00-203-0030	01276	2089-12-12S	.ELBOW,PIPE TO BOSS 90 DEG .	2
9	XDOZZ		34712	E24553	.ASSEMBLY, HOSE	1
10	PAOZZ	5340-00-413-0070	01276	900729-8	.CLAMP, LOOP	1
11	PAOZZ	5310-01-487-5791	34928	91845A031	.NUT, HEX	1
12	XDOZZ		34928	92240A619	.SCREW,CAP,HEXAGON HEAD . .	1
13	PAOZZ	4730-00-133-3196	01276	2071-12-12S	.ELBOW, TUBE	1
14	XDOZZ		01276	2021-12-12S	.ADAPTER, STRAIGHT.	1
15	XDOZZ		34712	E47413	ASSEMBLY, HOSE	1
16	PAOZZ	4730-00-608-1043	01276	FD-45-1002-12-12	.DICONNECT, QUICK, MALE	1
17	PAOZZ	4730-00-374-6947	01276	412-12-12S	.FITTING, HOSE, MALE.	1
18	MOOZZ	4720-01-124-9358	01276	FC350-12	.HOSE, ELASTOMER TUBE	1
19	XDOZZ		01276	FJ9706-12-12S	.FITTING, HOSE, FEMALE	1
END OF FIGURE						

2
3 Thru 6

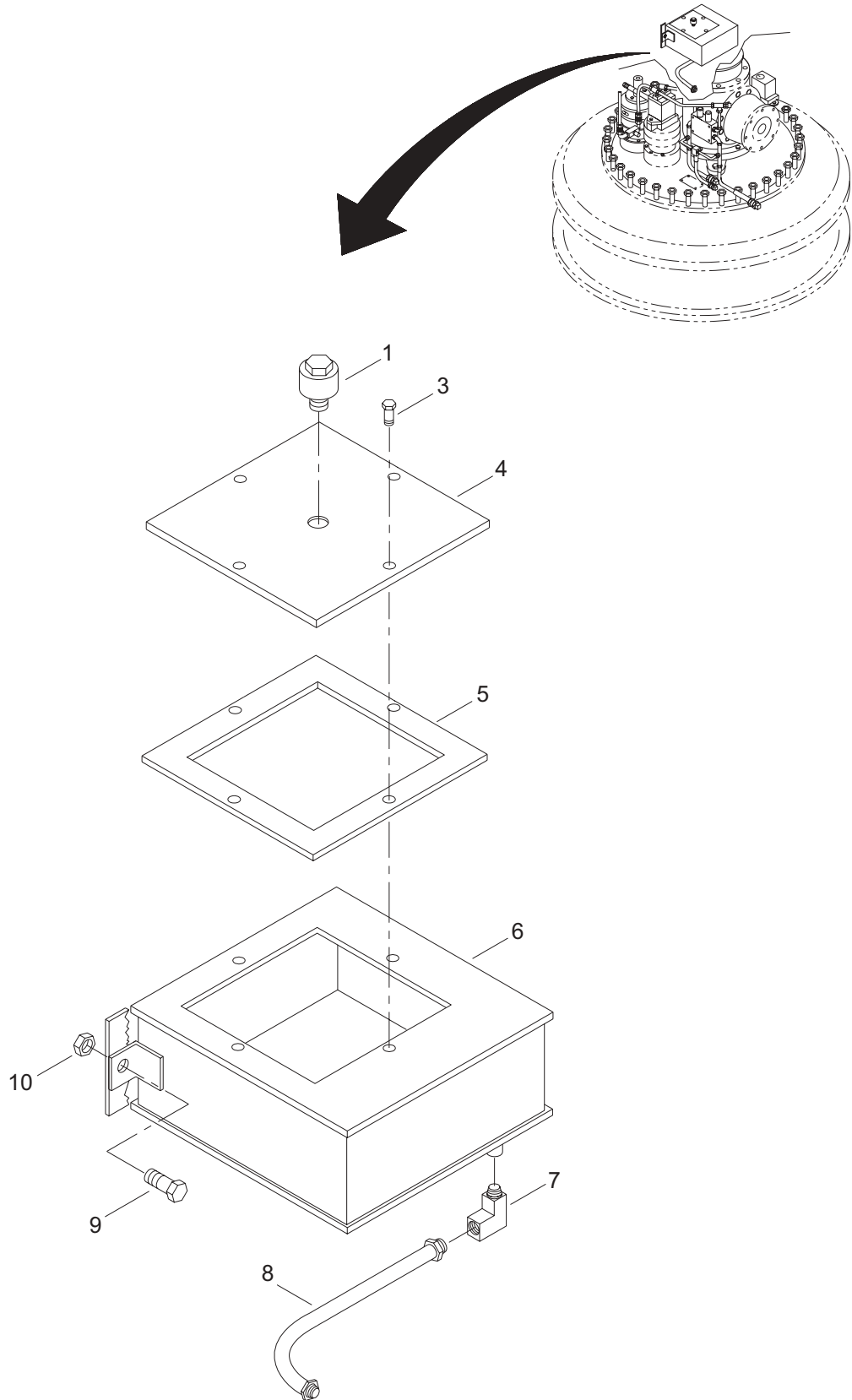


Figure 10. Tank Assembly

(1) ITEM NO.	(2) SMR CODE	(3) NSN	(4) CAGEC	(5) PART NUMBER	(6) DESCRIPTION AND USABLE ON CODE (UOC)	(7) QTY
					GROUP 01	
					FIG. 10 TANK ASSEMBLY	
1	XDOZZ		0XS19	1108051	AIR VENT.	1
2	XDOOO		34712	E27113	TANK ASSEMBLY	1
3	XDOZZ		39428	92240A582	.SCREW,CAP,HEX HEAD	4
4	XDOZZ		34712	E27132	.COVER, TANK	1
5	XDOZZ		34712	E27141	.GASKET	1
6	XDOZZ		34712	E27122	.TANK, WELDMENT	1
7	XDOZZ		87373	2107-8-8	ELBOW	1
8	XDOZZ		87373	2010101-8-8-8-36	ASSEMBLY, HOSE	1
9	XDOZZ		39428	92240A712	SCREW,CAP,HEX HEAD.	2
10	XDOZZ		39428	91845A310	NUT, SELF-LOCKING	2
END OF FIGURE						

1
2 Thru 16

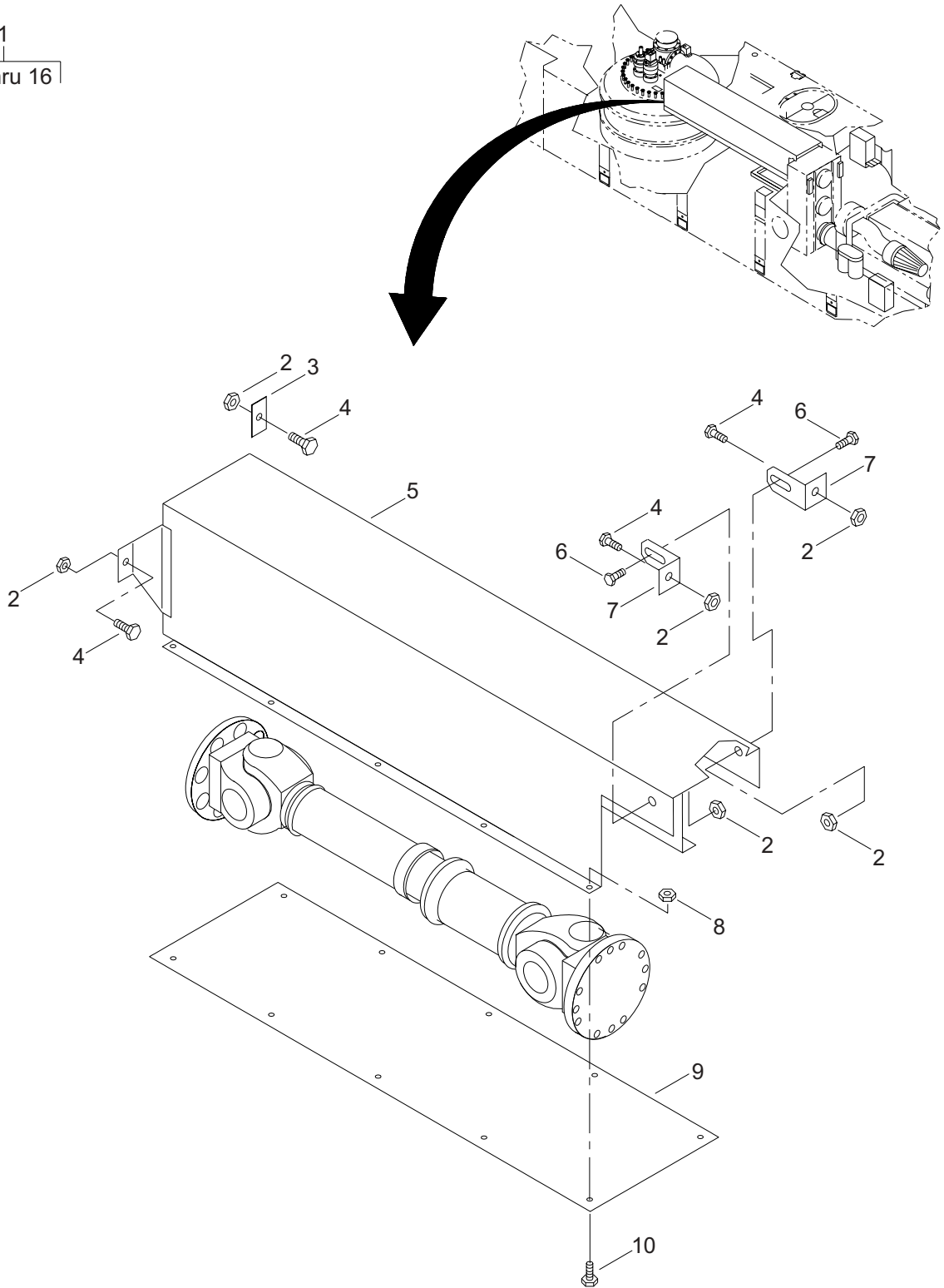


Figure 11. Machinery Guards (Sheet 1 of 2)

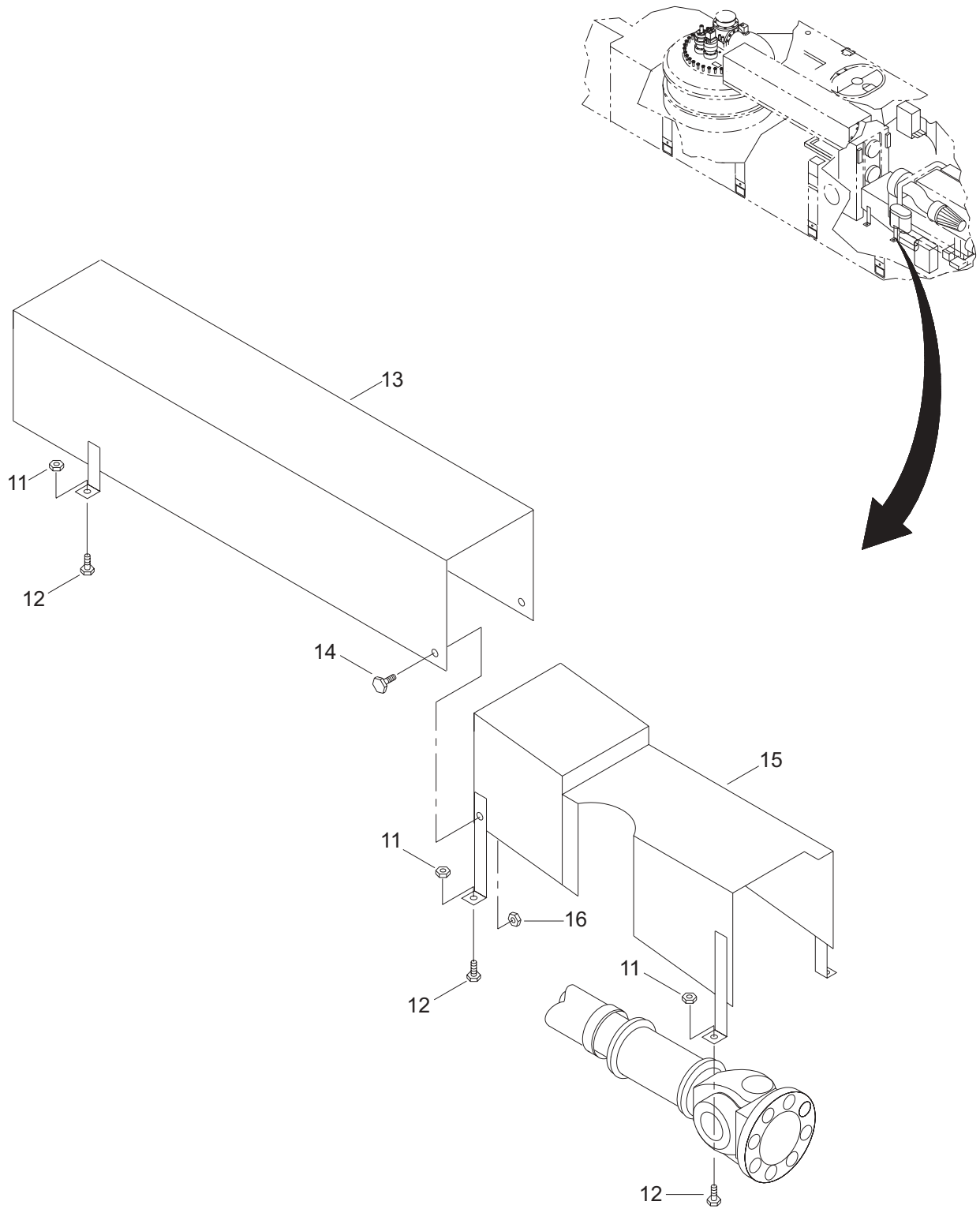


Figure 11. Machinery Guards (Sheet 2 of 2)

(1) ITEM NO.	(2) SMR CODE	(3) NSN	(4) CAGEC	(5) PART NUMBER	(6) DESCRIPTION AND USABLE ON CODE (UOC)	(7) QTY
					GROUP 01	
					FIG. 11 MACHINERY GUARDS	
1	XDOOO		34712	E38106	MACHINERY GUARD INS.	1
2	XDOZZ		39428	91845A310	.NUT, SELF-LOCKING.	6
3	XDOZZ		34712	E26321	.PLATE, MOUNT.	1
4	XDOZZ		39428	92240A715	.SCREW,CAP,HEX HEAD.	4
5	XDOZZ		34712	E26312	.GUARD, MACHINERY.	1
6	XDOZZ		39428	92240A714	.SCREW,CAP,HEX HEAD.	2
7	XDOZZ		34712	E26331	.BRACKET, MACHINE GD.	2
8	XDOZZ		39428	91831A029	.NUT.	10
9	XDOZZ		34712	E28111	.COVER, GUARD.	1
10	XDOZZ		39428	92240A540	.SCREW,CAP,HEX HEAD.	10
11	XDOZZ		39428	91831A127	.NUT,HEX.	6
12	XDOZZ		39428	92240A622	.SCREW,CAP,HEX HEAD.	6
13	XDOZZ		34712	E28312	.GUARD, MACHINERY.	1
14	XDOZZ		39428	92240A583	.SCREW,CAP,HEX HEAD.	2
15	XDOZZ		34712	E44402	.GUARD,MACHINERY.	1
16	PAOZZ	5310-01-499-3569	2V507	91831A030	.NUT, SELF-LOCKING,HEX.	2
					END OF FIGURE	

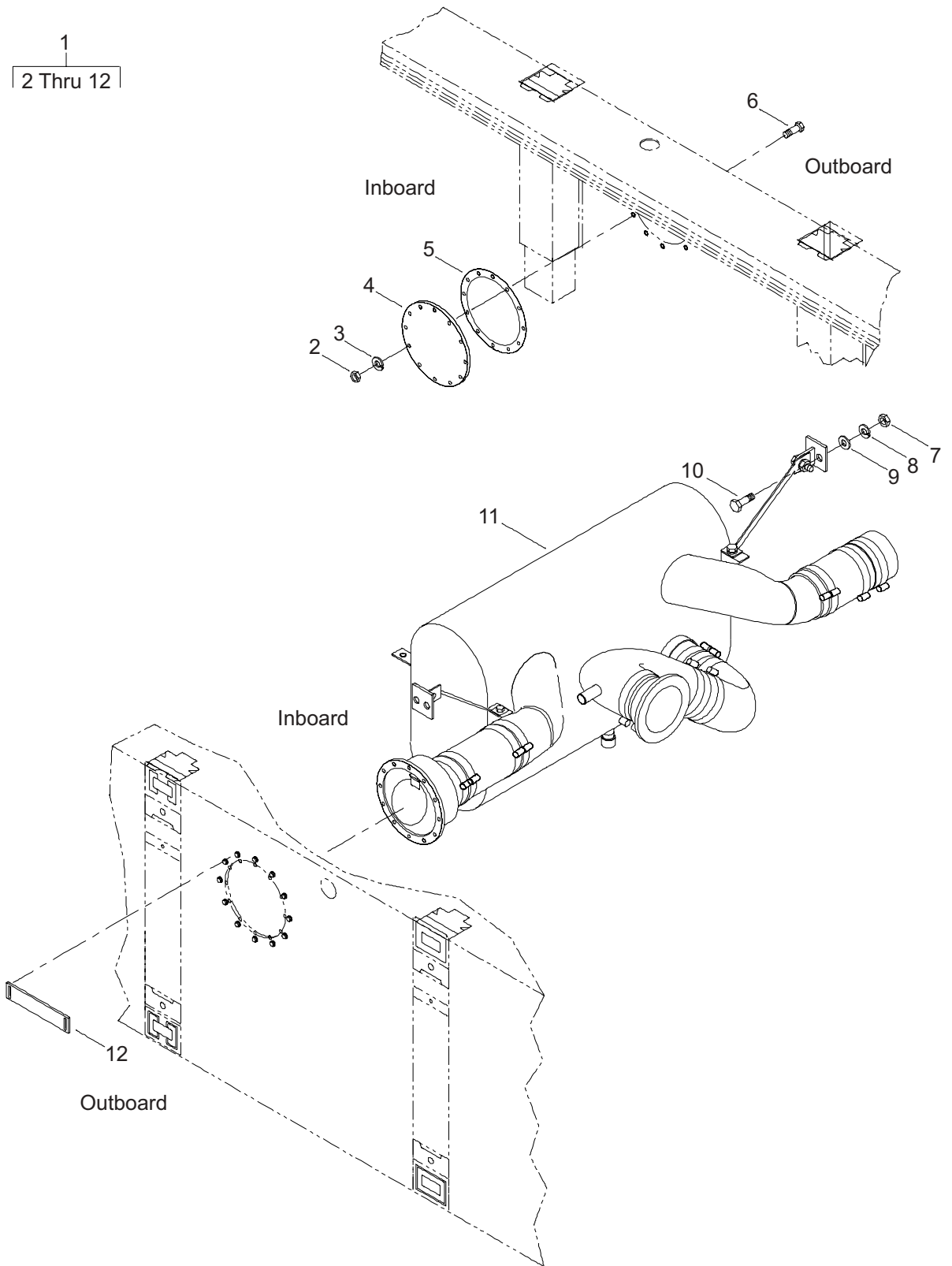


Figure 12. Engine Exhaust System

(1) ITEM NO.	(2) SMR CODE	(3) NSN	(4) CAGEC	(5) PART NUMBER	(6) DESCRIPTION AND USABLE ON CODE (UOC)	(7) QTY
					GROUP 01	
					FIG. 12 ENGINE EXHAUST SYSTEM	
1	XCFFF		34712	E38116	EXHAUST SYSTEM	1
2	XDFZZ		39428	94804A340	.NUT,HEX.	12
3	XDFZZ		39428	92147A033	.WASHER, LOCK.	12
4	XDFZZ		34712	E13601	.COVER	1
5	XDFZZ		34712	E13591	.GASKET,EXHAUST PORT	1
6	XDFZZ		39428	93190A718	.SCREW,CAP,HEX HEAD	12
7	XDFZZ		39428	94804A320	.NUT,HEX.	4
8	XDFZZ		39428	92146A031	.WASHER,LOCK	4
9	PAFZZ	5310-01-481-1322	39428	90107A031	.WASHER, FLAT	4
10	XDFZZ		39428	93190A626	.SCREW,CAP,HEX HEAD	4
11	XDFFF		34712	E45938	.ASSEMBLY, EXHAUST.	1
12	XDOZZ		34712	E48771	.BAR,FLAT	1
END OF FIGURE						

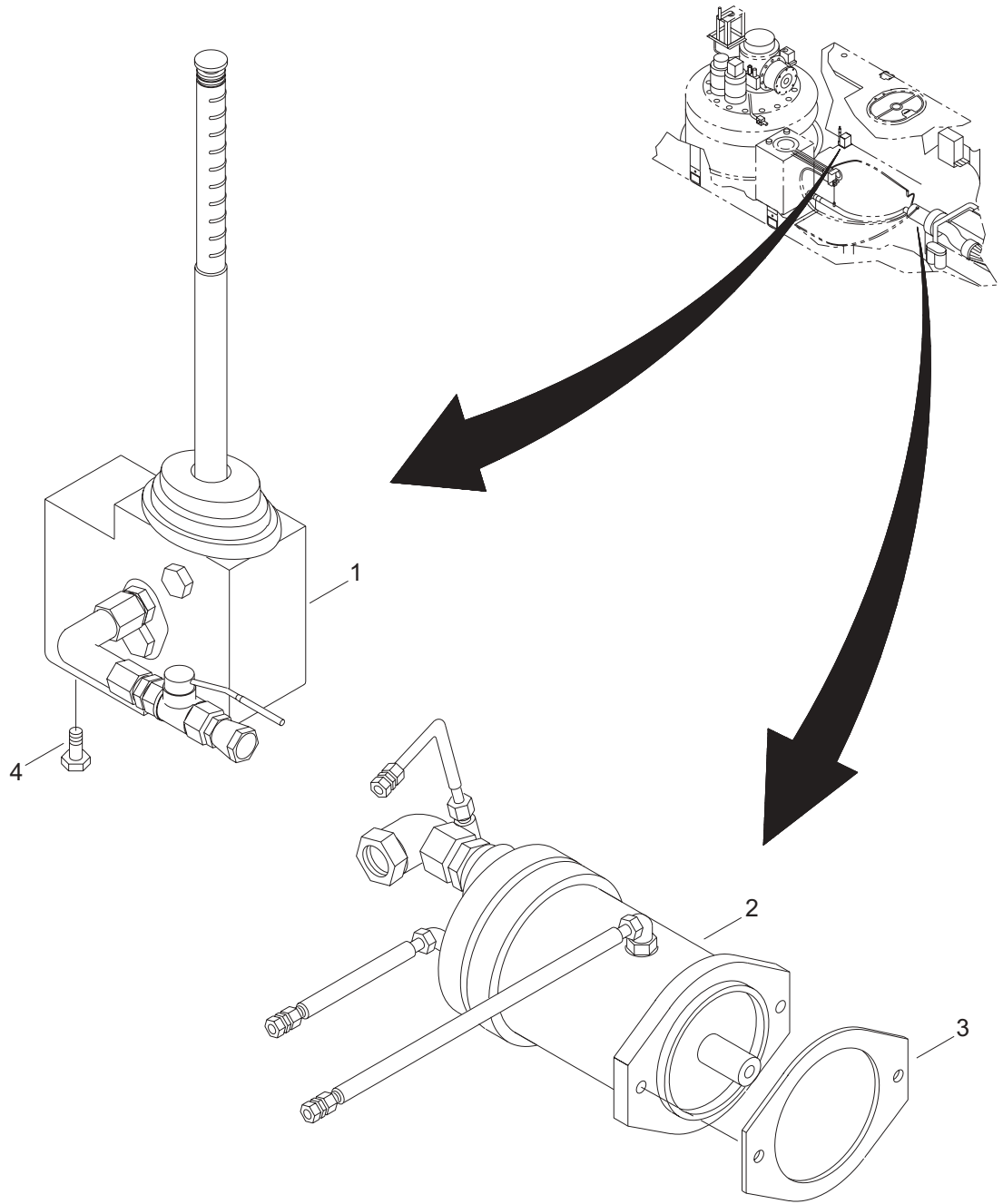


Figure 13. Thruster Hydraulics

(1) ITEM NO.	(2) SMR CODE	(3) NSN	(4) CAGEC	(5) PART NUMBER	(6) DESCRIPTION AND USABLE ON CODE (UOC)	(7) QTY
					GROUP 01	
					FIG. 13 THRUSTER HYDRAULICS	
1	XDOZZ		0XS19	1114579	ASSEMBLY, HANDPUMP	1
2	XDOZZ		0XS19	1111636	HYDRO-PUMP ASSEMBLY.	1
3	XDOZZ		34712	E28301	GASKET.	1
4	XDOZZ		39428	93635A416	SCREW,CAP,HEX HEAD.	2
					END OF FIGURE	

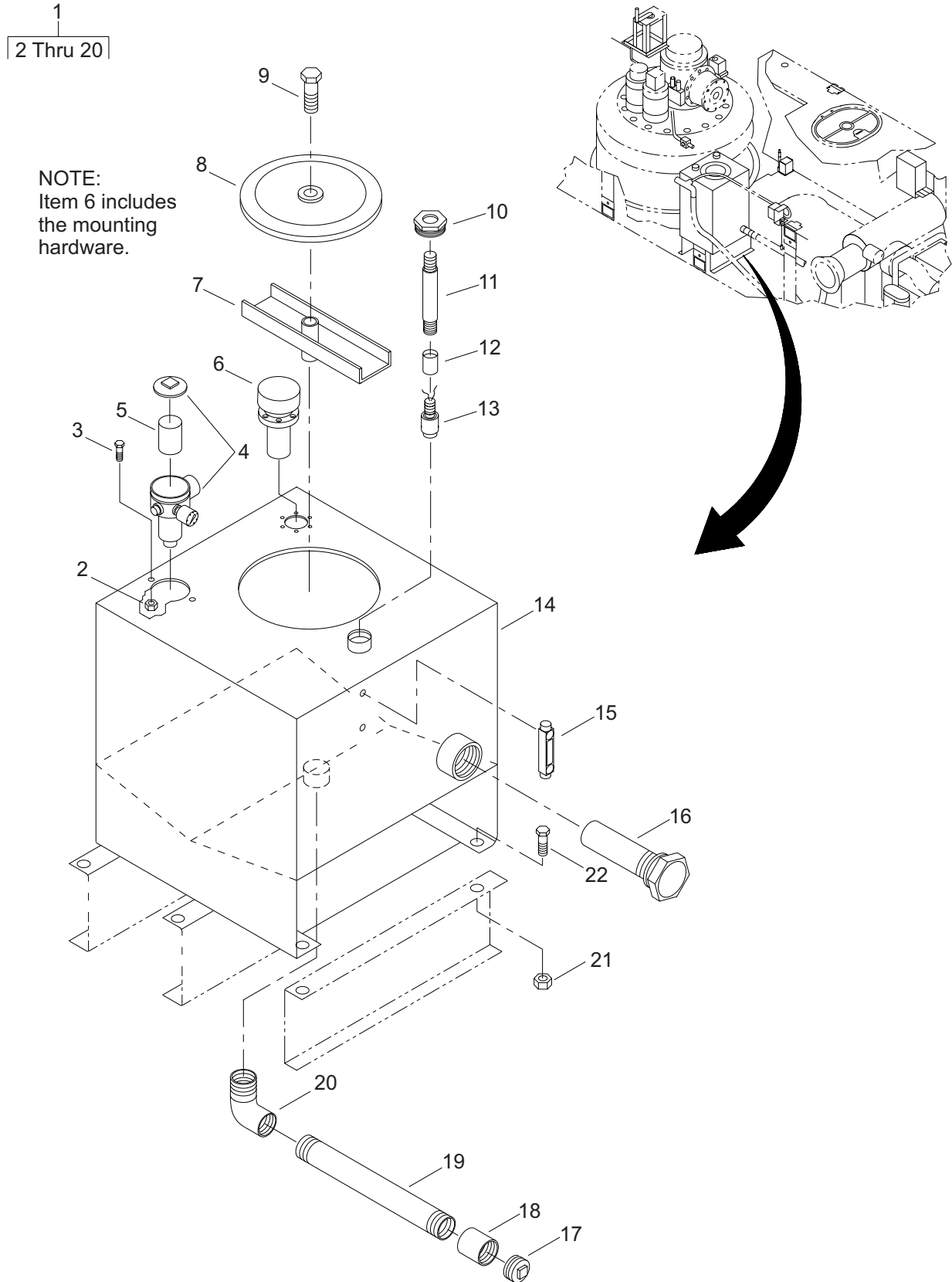


Figure 14. Hydraulic Reservoir Assembly

(1) ITEM NO.	(2) SMR CODE	(3) NSN	(4) CAGEC	(5) PART NUMBER	(6) DESCRIPTION AND USABLE ON CODE (UOC)	(7) QTY
GROUP 01						
FIG. 14 HYDRAULIC RESERVOIR ASSEMBLY						
1	XDOOO		34712	E26513	HYDRAULIC RSVR ASSY.	1
2	XDOZZ		39428	91845A031	.NUT, HEXAGON	2
3	XDOZZ		39428	92240A619	.SCREW,CAP,HEX HEAD	2
4	XDOOO		1572X	GT4G10Y6	.FILTER,RETURN	1
5	XDOZZ		1572X	G-10	..ELEMENT	1
6	XDOZZ		55524	NAB-1010-4	.FILLER, BREATHER.	1
7	XDOZZ		23619	HC-C-BAR-12	.BAR, INSPECT COVER	1
8	XDOZZ		23619	HC-EC12	.COVER, INSPECTION	1
9	XDOZZ		39428	93190A850	.SCREW,CAP,HEX HEAD	1
10	XDOZZ		0BML0	P-16	.ADAPTER	1
11	XDOZZ		1T8A8	FIG 339	.NIPPLE, PIPE 1/4" NPT X 6.75" LG	1
12	XDOZZ		39428	4464K212	.COUPLING,PIPE	1
13	XDOZZ		0BML0	LH013	.SENSOR, LEVEL	1
14	XDOZZ		34712	E26592	.RESERVOIR, HYDR.	1
15	XDOZZ		24364	G615-06-B-1	.GAGE,LEVEL	1
16	PAOZZ	4730-01-168-2084	55524	S-15-100	.STRAINER, SUCTION	1
17	XDOZZ		39428	4429K315	.PLUG	1
18	PAOZZ	4370-01-196-5217	30780	3/4GG-S	.COUPLING, PIPE	1
19	XDOZZ		34712	E28398	.NIPPLE, PIPE 3/4 NP	1
20	PAOZZ	4730-00-203-0030	30780	3/4CD-S	.ELBOW,PIPE TO BOSS 90 DEG .	1
21	XDOZZ		39428	90640A135	NUT, HEX.	6
22	XDOZZ		39428	91309A796	SCREW,CAP,HEX HEAD.	6
END OF FIGURE						

1
2 Thru 38

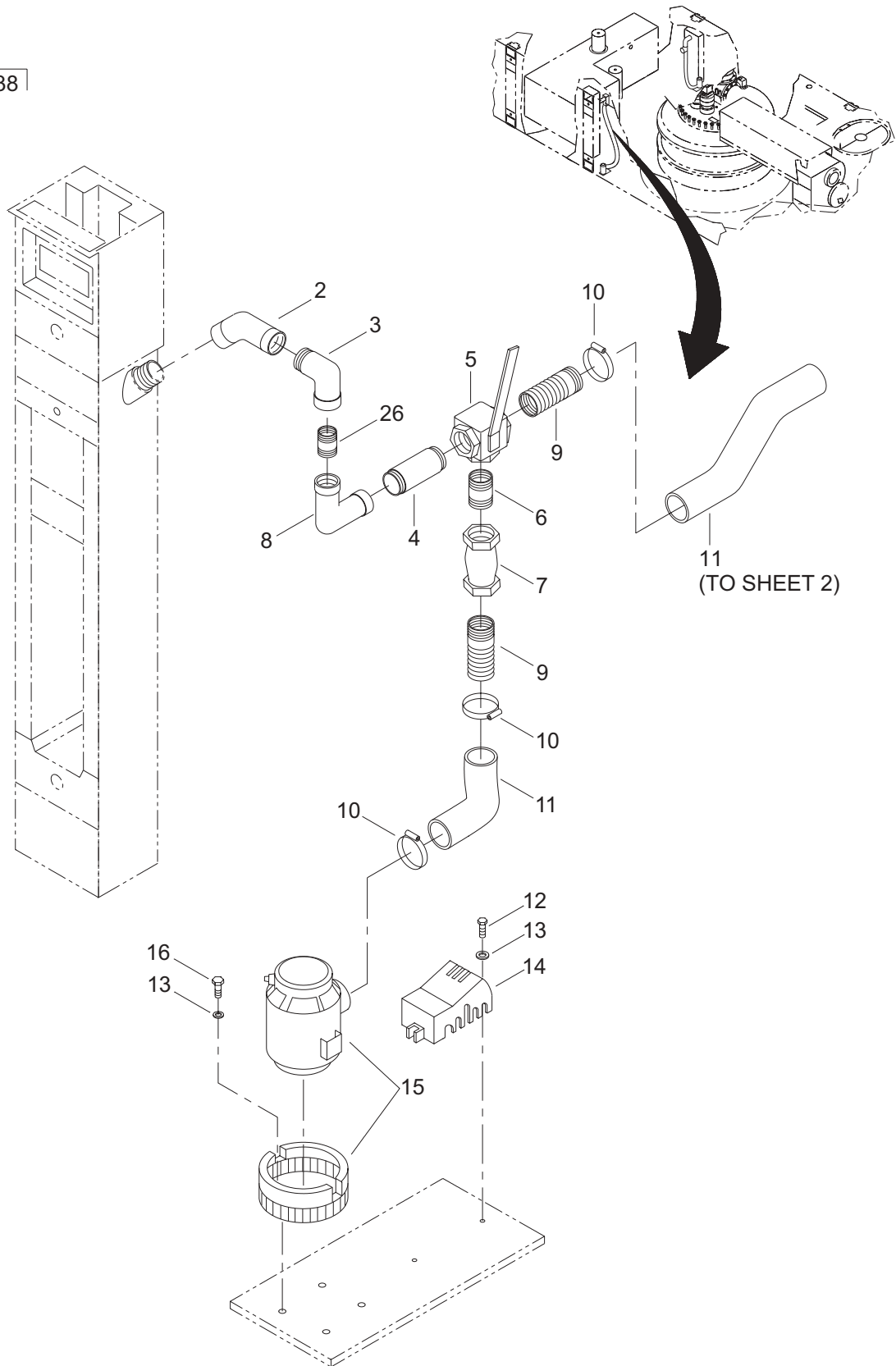


Figure 15. Bilge System (Sheet 1 of 7)

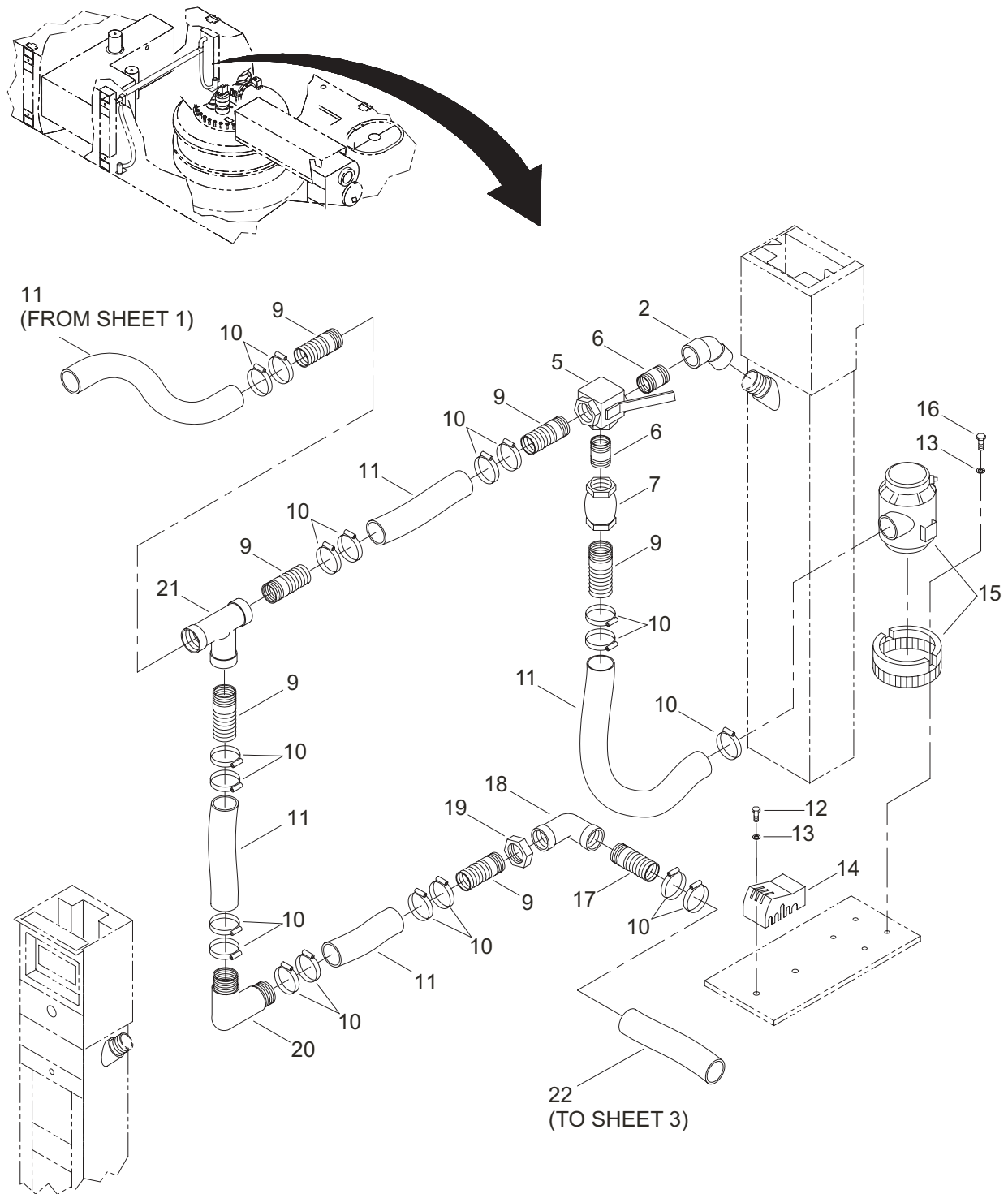


Figure 15. Bilge System (Sheet 2 of 7)

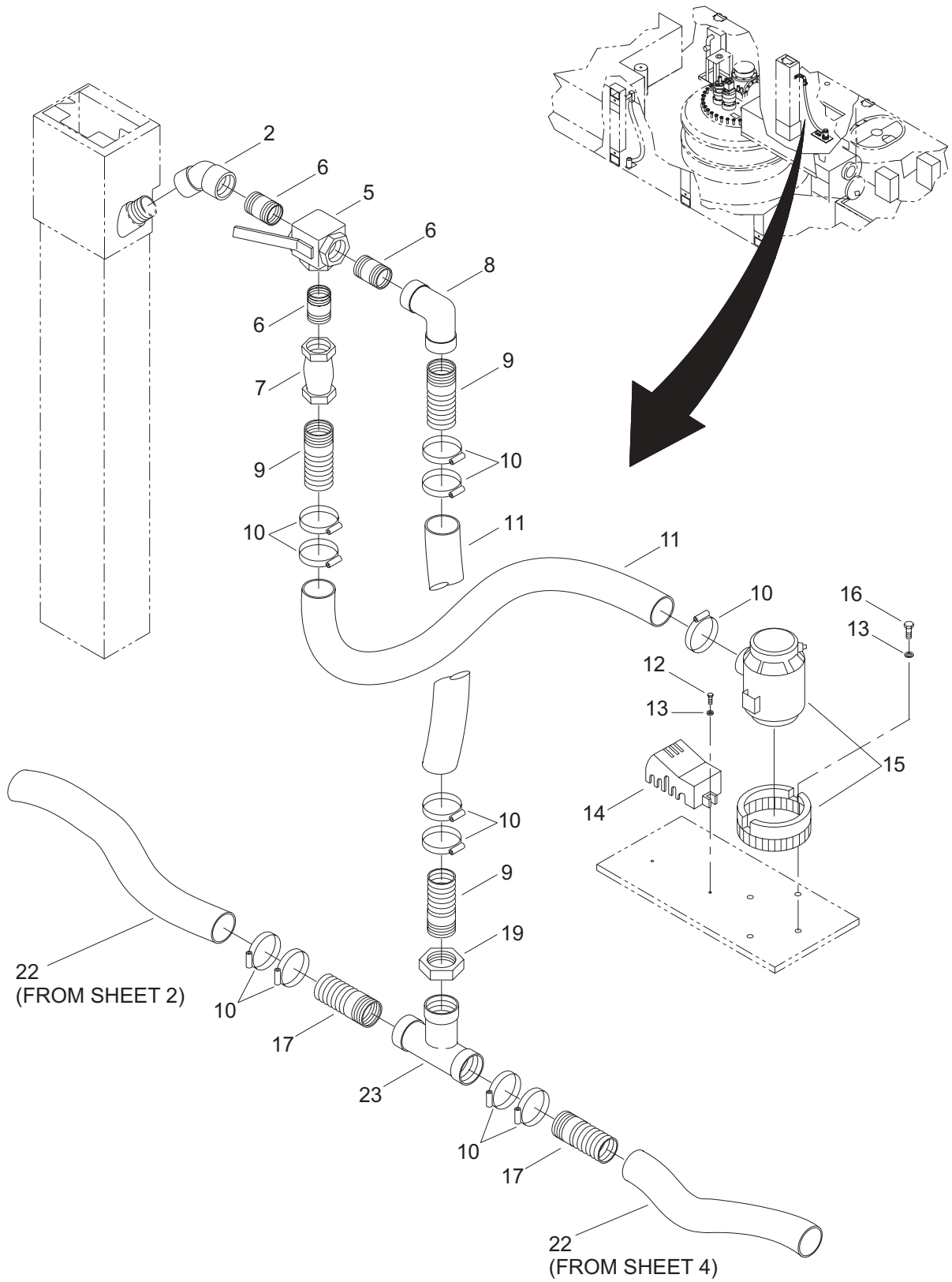


Figure 15. Bilge System (Sheet 3 of 7)

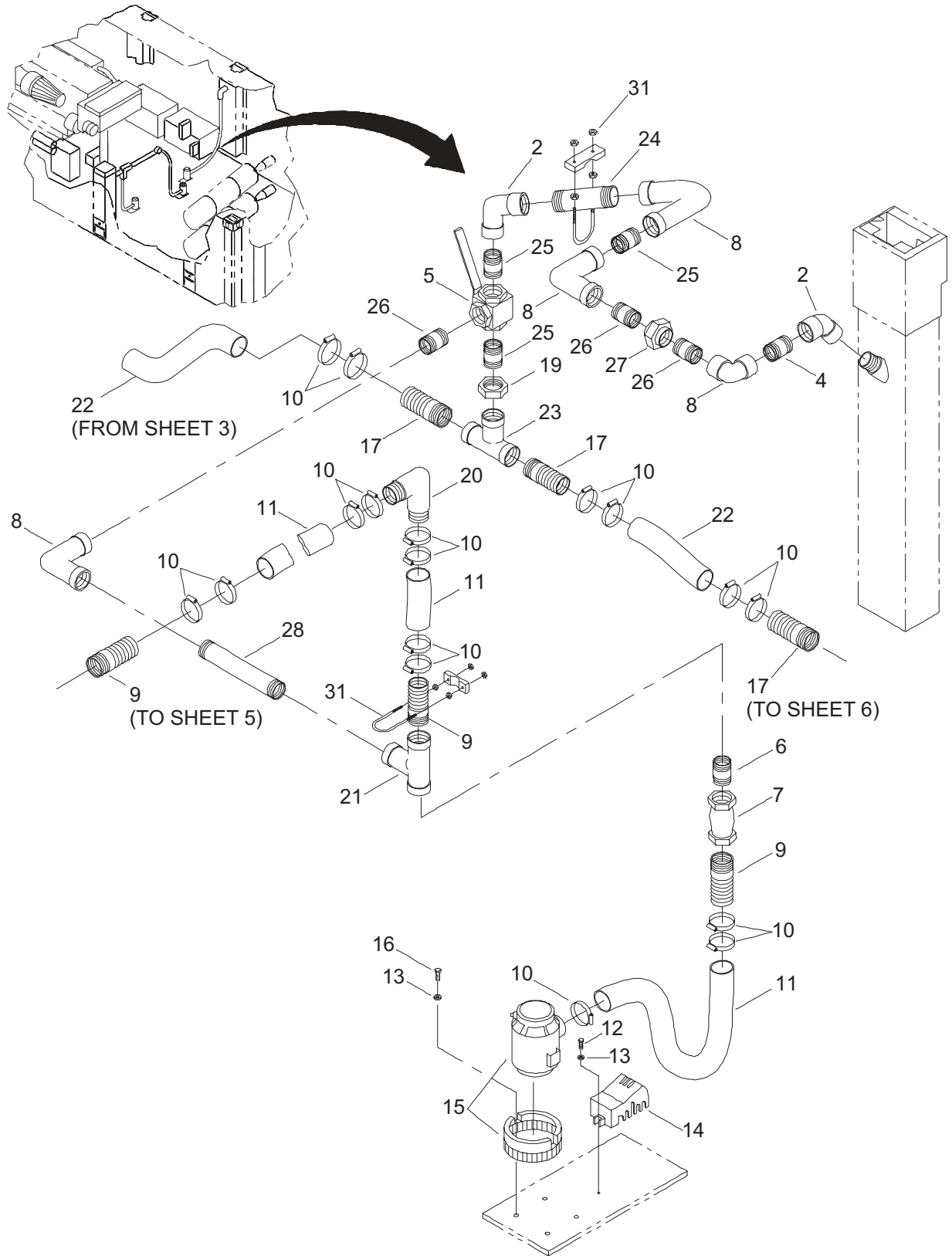


Figure 15. Bilge System (Sheet 4 of 7)

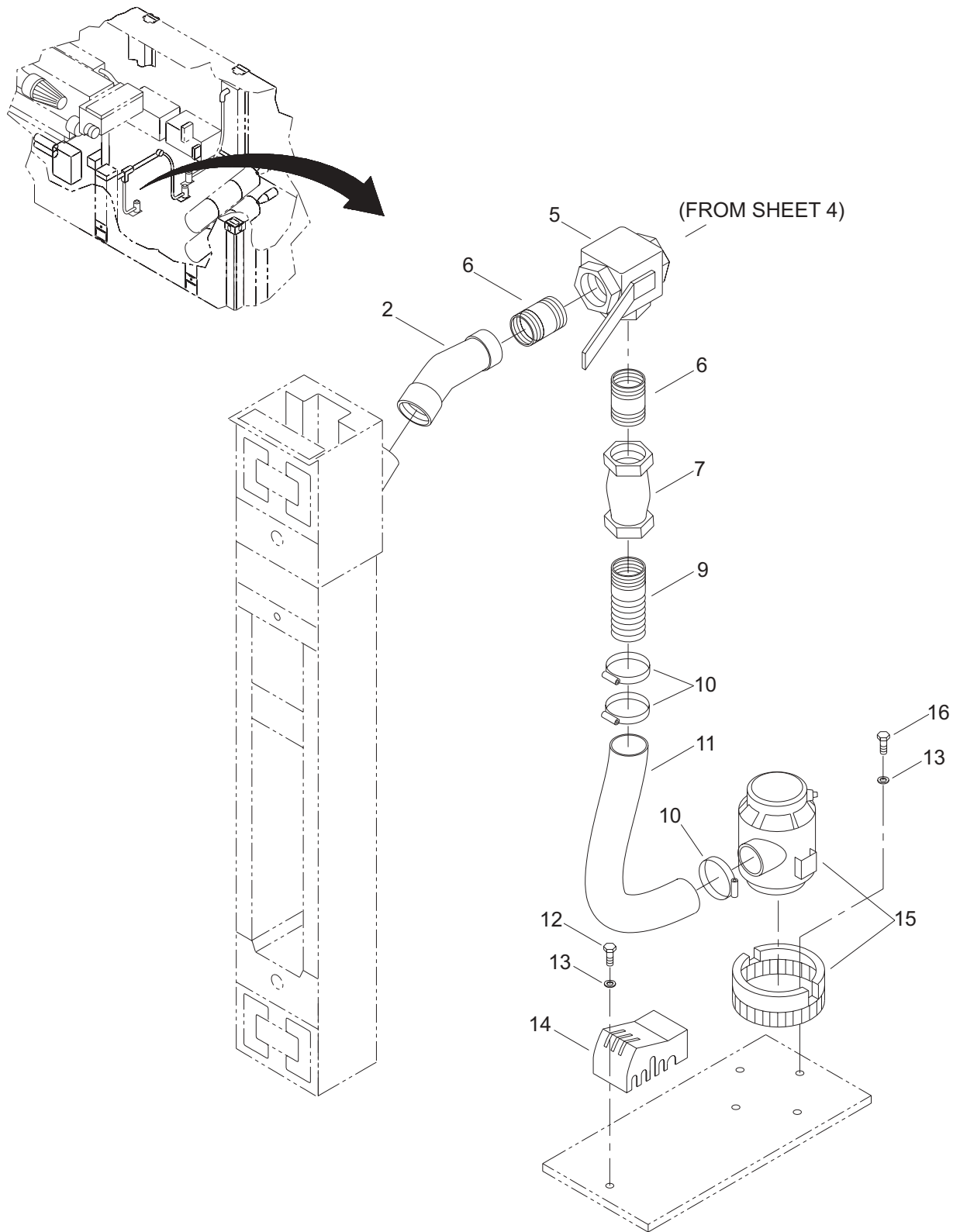


Figure 15. Bilge System (Sheet 5 of 7)

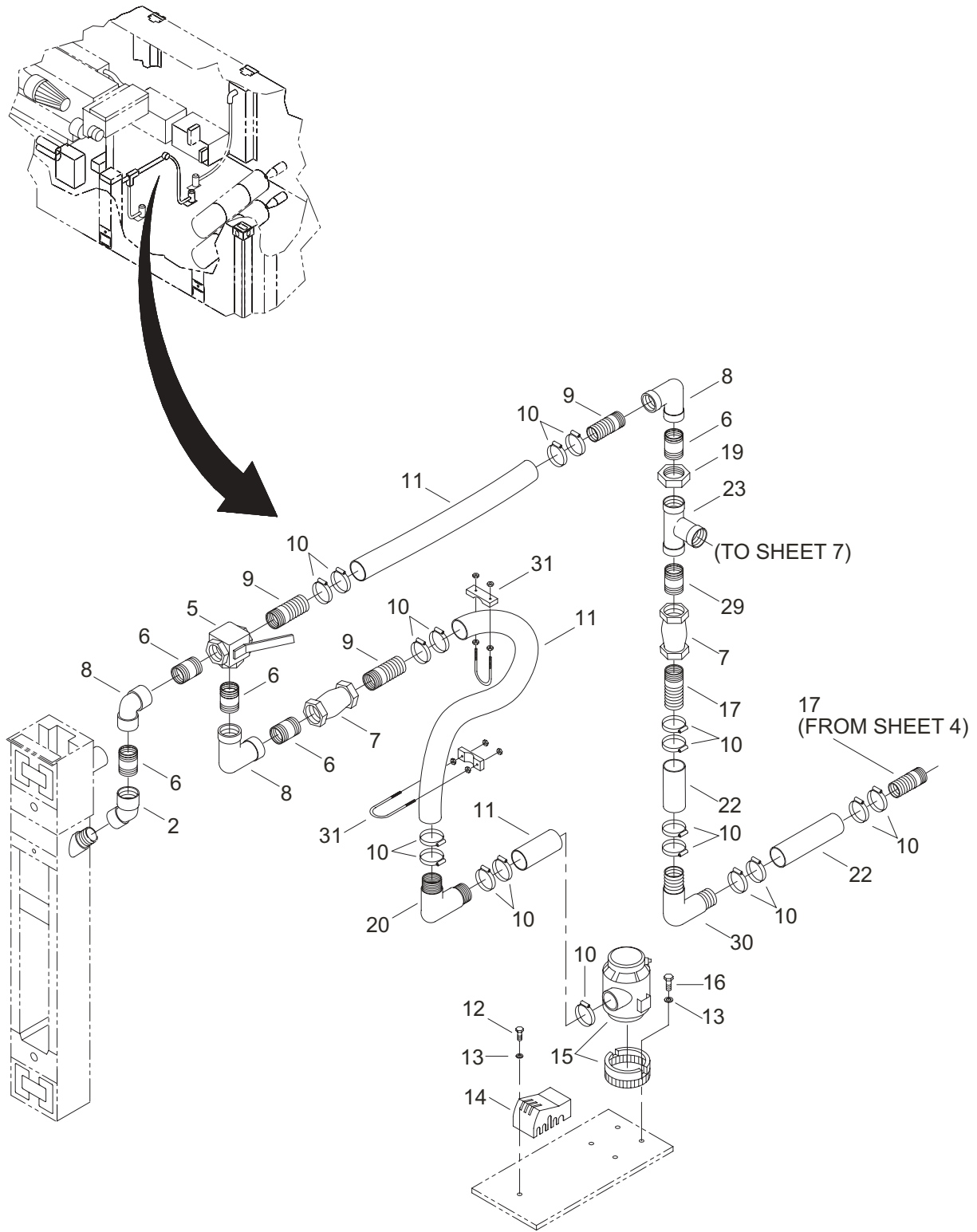


Figure 15. Bilae System (Sheet 6 of 7)

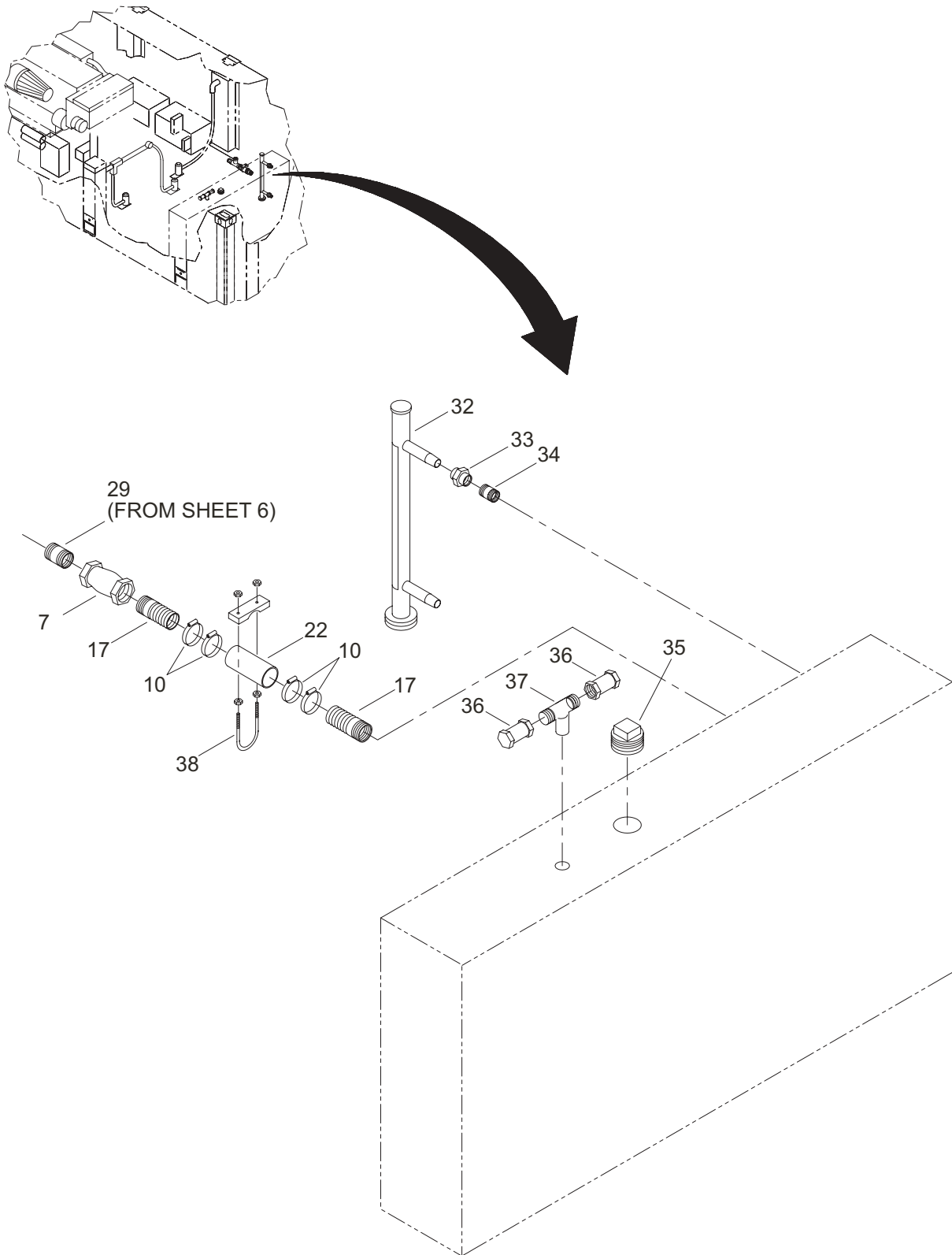


Figure 15. Bilge System (Sheet 7 of 7)

(1) ITEM NO.	(2) SMR CODE	(3) NSN	(4) CAGEC	(5) PART NUMBER	(6) DESCRIPTION AND USABLE ON CODE (UOC)	(7) QTY
GROUP 01						
FIG. 15 BILGE SYSTEM						
1	XCOOO		34712	E38166	BILGE SYSTEM.....	1
2	XDOZZ		39428	4638K237	.ELBOW, FEMALE.....	7
3	XDOZZ		39428	4638K227	.ELBOW, STREET.....	1
4	XDOZZ		39428	4549K654	.NIPPLE.....	2
5	XDOZZ		0S832	20303G	.VALVE, DIVERTER.....	6
6	XDOZZ		39428	4549K651	.NIPPLE, CLOSE.....	14
7	XDOZZ		37239	FIG. 2144	.VALVE, CHECK 1.5" NPT.....	8
8	XDOZZ		39428	4638K137	.ELBOW, FEMALE.....	9
9	PAOZZ	4730-00-621-8357	72661	STC-20	.ADAPTER, STRAIGHT, PIPE 1.5" .	18
10	XDOZZ		72661	HSS-32	.CLAMP, HOSE.....	78
11	MOOZZ		24161	320010	.HOSE.....	15
12	XDOZZ		39428	92314A245	.SCREW, MACHINE.....	12
13	PAOZZ	5310-01-390-1881	39428	92141A011	.WASHER, FLAT.....	36
14	XDOZZ		50068	35WG	.SWITCH, FLOAT.....	6
15	XDOZZ		50068	16A	.PUMP, BILGE.....	6
16	XDOZZ		39428	91720A240	.SCREW, CAP, HEX HEAD.....	24
17	PAOZZ	4730-01-026-0035	72661	STC-25	.ADAPTER, STRAIGHT, PIPE.....	10
18	XDOZZ		39428	4638K138	.ELBOW, FEMALE.....	1
19	XDOZZ		39428	4638K576	.BUSHING, REDUCER.....	4
20	XDOZZ		1YD05	350715	.ELBOW, MALE.....	3
21	XDOZZ		39428	7739K138	.TEE, FEMALE.....	6
22	PFOZZ	4720-00-494-9359	98441	881-32	.HOSE, NONMETALLIC.....	6
23	XDOZZ		39428	7739K139	.TEE, FEMALE.....	3
24	XDOZZ		39428	4549K658	.NIPPLE.....	1
25	XDOZZ		39428	4549K652	.NIPPLE.....	3
26	XDOZZ		39428	4549K656	.NIPPLE.....	4
27	XDOZZ		39428	4638K737	.UNION, PIPE.....	1
28	XDOZZ		34712	E44641	.NIPPLE.....	1
29	PAOZZ	4730-01-282-8485	39428	4549K671	.NIPPLE, PIPE.....	2

(1) ITEM NO.	(2) SMR CODE	(3) NSN	(4) CAGEC	(5) PART NUMBER	(6) DESCRIPTION AND USABLE ON CODE (UOC)	(7) QTY
30	XDOZZ		1YD05	350720	.ELBOW,MALE.	1
31	XDOZZ		53790	UBC-1.5	.CLAMP, U-BOLT	4
32	XDOZZ		04034	BA-1-T1-S2/.75"- B10/.5"-18.5-PP	.INDICATOR,LEVEL.	1
33	PFOZZ	4730-01-302-2520	39428	4464K111	.UNION,PIPE	2
34	PFOZZ	4730-00-436-9667	30780	3/4-FF-SS	.NIPPLE,PIPE	2
35	PAOZZ	5340-01-517-2191	39428	4464K182	.CAP-PLUG,PROTECTIVE	1
36	XDOZZ		91816	232T1-4PP	.VALVE, CHECK.	2
37	PAOZZ	4730-01-244-7672	30780	1/2-RRS-SS	.TEE, PIPE	1
38	XDOZZ		53790	UBC-2.0	.CLAMP, U-BOLT	1
END OF FIGURE						

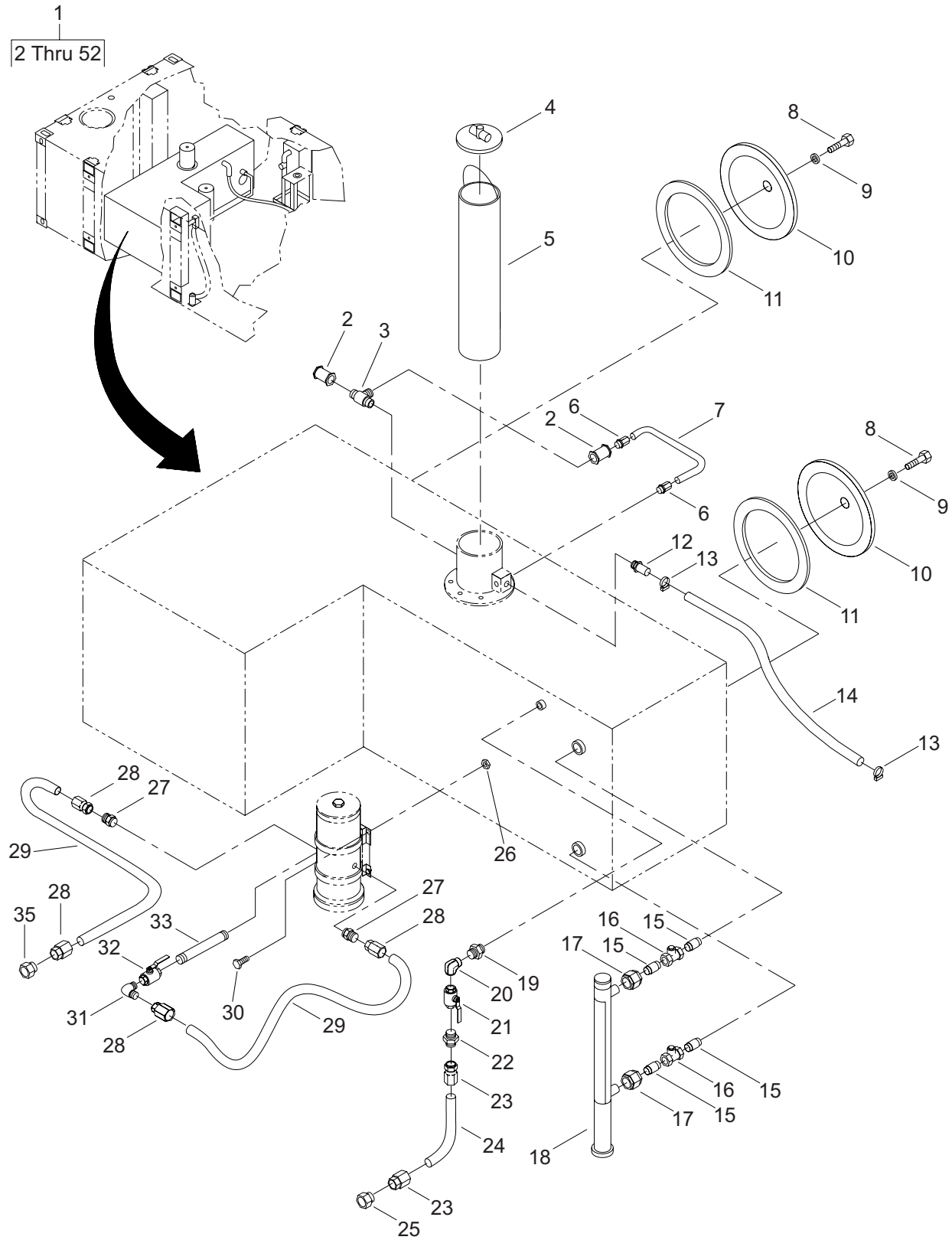


Figure 16. Fuel System (Sheet 1 of 2)

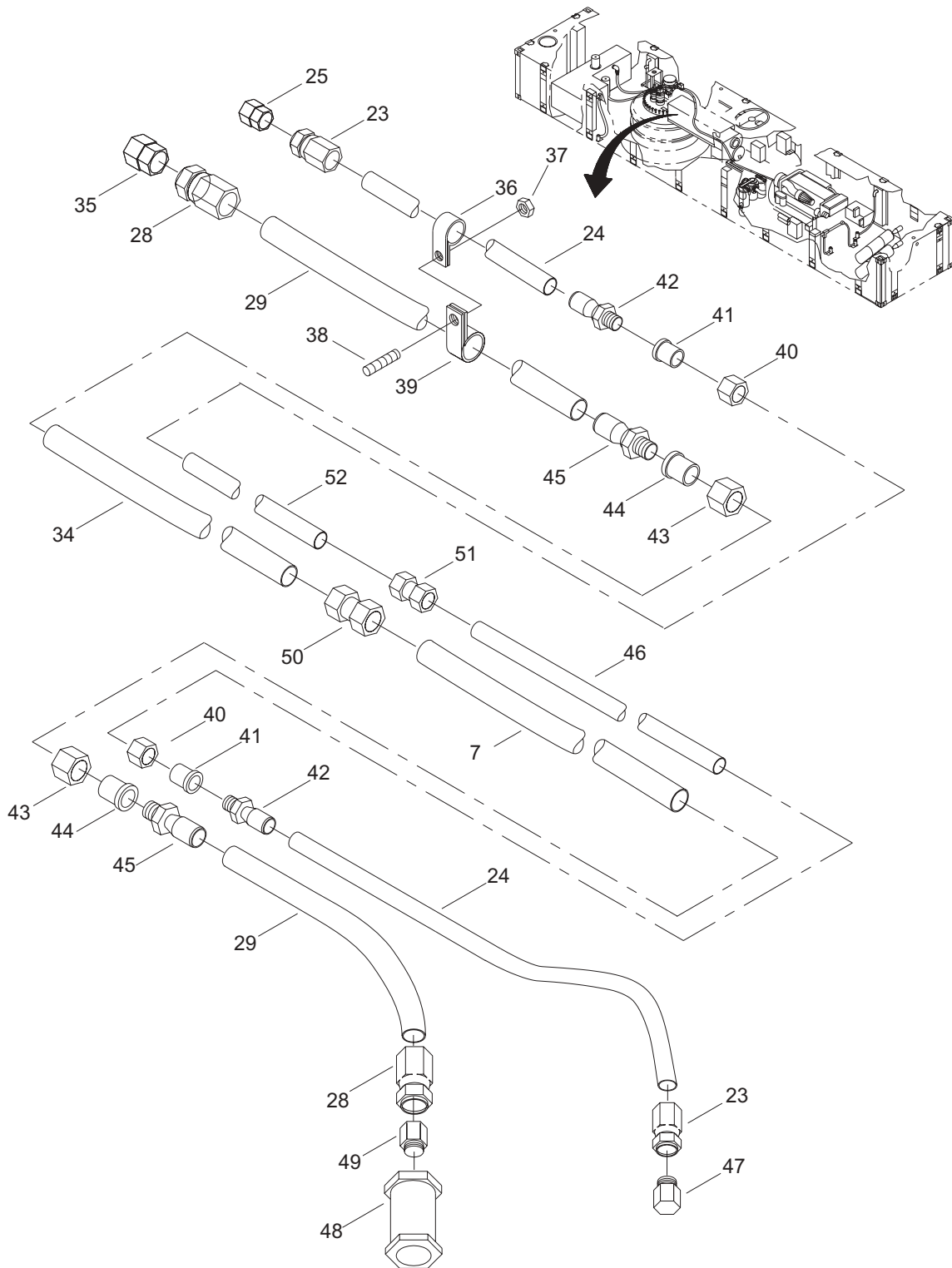


Figure 16. Fuel System (Sheet 2 of 2)

(1) ITEM NO.	(2) SMR CODE	(3) NSN	(4) CAGEC	(5) PART NUMBER	(6) DESCRIPTION AND USABLE ON CODE (UOC)	(7) QTY
					GROUP 01	
					FIG. 16 FUEL SYSTEM	
1	XCOOO		34712	E38176	FUEL SYSTEM	1
2	XDOZZ		91816	2332T-4PP	.VALVE, CHECK.	2
3	PAOZZ	4730-01-244-7672	30780	1/2-RRS-SS	.TEE, PIPE	1
4	XDOZZ		59647	52416	.PLUG,TEST.	1
5	XDOZZ		34712	E08832	.STRAINER, FILLER NECK.....	1
6	PAOZZ	4730-00-731-6740	30780	12-8FBTX-SS	.ADAPTER,STRAIGHT,PIPE.....	2
7	MOOZZ		34712	E12798-3	.TUBE.	2
8	XDOZZ		39428	93190A856	.SCREW,CAP,HEX HEAD	2
9	XDOZZ		39428	92141A035	.WASHER,PLAIN	2
10	XDOZZ		23619	HC-EC-18SSB	.COVER, INSPECTION	2
11	XDOZZ		39428	8635K164	.SEAL, RUBBER	2
12	XDOZZ		30780	0188-24-24	.ADAPTER, STRAIGHT.....	1
13	XDOZZ		96906	MS-35842-12	.CLAMP,HOSE	2
14	MOOZZ		98411	881-24	.HOSE	1
15	XDOZZ		00ZP1	DS46NGCL	.NIPPLE, CLOSE	4
16	XDOZZ		39428	48535K75	.SHUT-OFF, COCK	2
17	PAOZZ	4730-01-284-9078	39428	4464K112	.UNION, PIPE	2
18	XDOZZ		04034	BA-2-T1-S2/1"-B2/ 1"-22.5-PP	.LEVEL, SIGHT	1
19	PFOZZ	4730-00-436-9667	30780	3/4-FF-SS	.NIPPLE,PIPE	1
20	XDOZZ		30780	3/4-CD-SS	.ELBOW, STREET	1
21	XDOZZ		01029	3/4-A-3600-TT MOD A	.VALVE, BALL	1
22	XDOZZ		0RDV2	AN-816-12K	.ADAPTER,STRAIGHT	1
23	PAOZZ	4730-00-075-5684	01276	411-12S	.ADAPTER,STRAIGHT,TUBE	4
24	PFOZZ	4720-01-280-2307	01276	FC234-12	.HOSE,NONMETALLIC 8'	3
25	XDOZZ		79926	J12FC	.ADPTR, PIPE FEMALE	2
26	XDOZZ		39428	91845A031	.NUT, HEXAGON	4
27	XDOZZ		79926	J16-10GC	.REDUCER,EXTERNAL TH.	2
28	PAOZZ	4730-00-592-1014	01276	411-16S	.ADAPTER,STRAIGHT,TUBE	6

(1) ITEM NO.	(2) SMR CODE	(3) NSN	(4) CAGEC	(5) PART NUMBER	(6) DESCRIPTION AND USABLE ON CODE (UOC)	(7) QTY
29	PFOZZ	4720-01-364-7842	01276	FC234-16	.HOSE, NONMETALLIC 6'	4
30	XDOZZ		39428	92240A622	.SCREW, CAP, HEX HEAD	4
31	XDOZZ		96906	MS51504-B16S	.ELBOW	1
32	XDOZZ		01029	1-A-3600-TT	.VALVE, BALL	1
33	XDOZZ		34712	E24321	.NIPPLE, PIPE	1
34	MOOZZ		34712	E12788-2	.TUBE	1
35	XDOZZ		79926	J16FC	.ADAPTER, PIPE FEMAL	2
36	XDOZZ		02WC8	754SS17-2-10M4	.CLAMP	4
37	XDOZZ		39428	91845A030	.NUT, HEXAGON	4
38	XAOZZ		85105	101-017-099	.STUD	4
39	XDOZZ		02WC8	754SS20-2-10M4	.CLAMP	4
40	PAOZZ	4730-00-326-5466	30780	12BTX-SS	.NUT, TUBE COUPLING	2
41	PAOZZ	4730-00-565-3011	30780	12TX-SS	.SLEEVE, FLARED, TUBE	2
42	PFOZZ	4730-00-722-2098	01276	4414-12S	.ADAPTER, STRAIGHT, TUBE	2
43	XDOZZ		30780	16BTX-SS	.NUT, TUBE COUPLING	2
44	PFOZZ	4730-00-565-3051	30780	16TX-SS	.SLEEVE, FLARED, TUBE	2
45	PFOZZ	4730-01-385-8920	01276	4414-16S	.ADAPTER, STRAIGHT, TUBE	2
46	XDOZZ		34712	E12798-4	.TUBE	1
47	XDOZZ		79926	J12-6FC	.CONNECTOR, FEMALE	1
48	XDOZZ		79926	J16-6C	.CONNECTOR, MALE	1
49	XDOZZ		79926	JS10-6F	.ADAPTER, FEMALE	1
50	XDOZZ		30780	16HBTX-SS	.NIPPLE, TUBE	1
51	PAOZZ	4730-01-456-7476	30780	12HBTX-SS	.NIPPLE, TUBE	1
52	XDOZZ		34712	E12798-1	.TUBE	1

END OF FIGURE

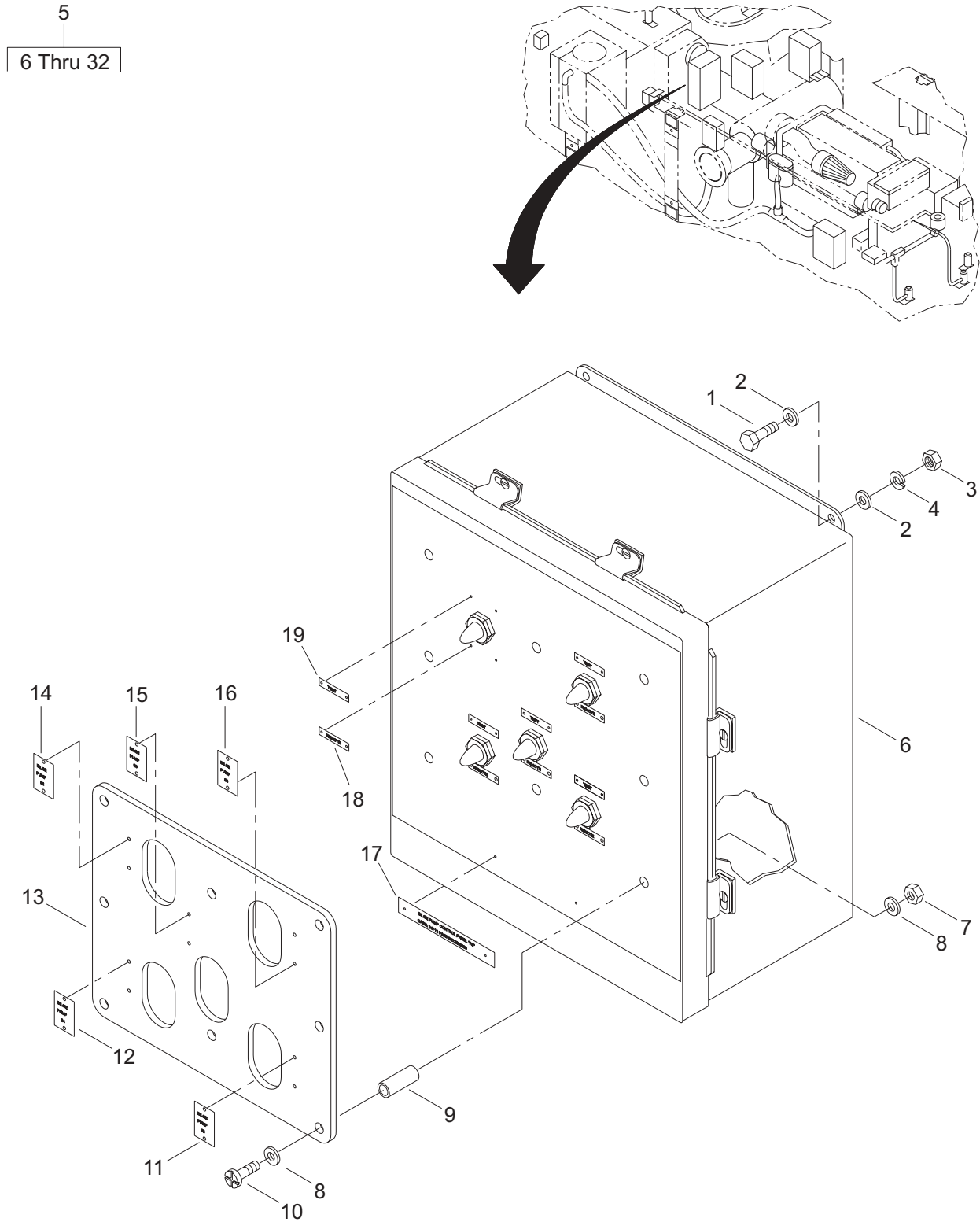


Figure 17. Bilge Pump Control Assembly (Sheet 1 of 2)

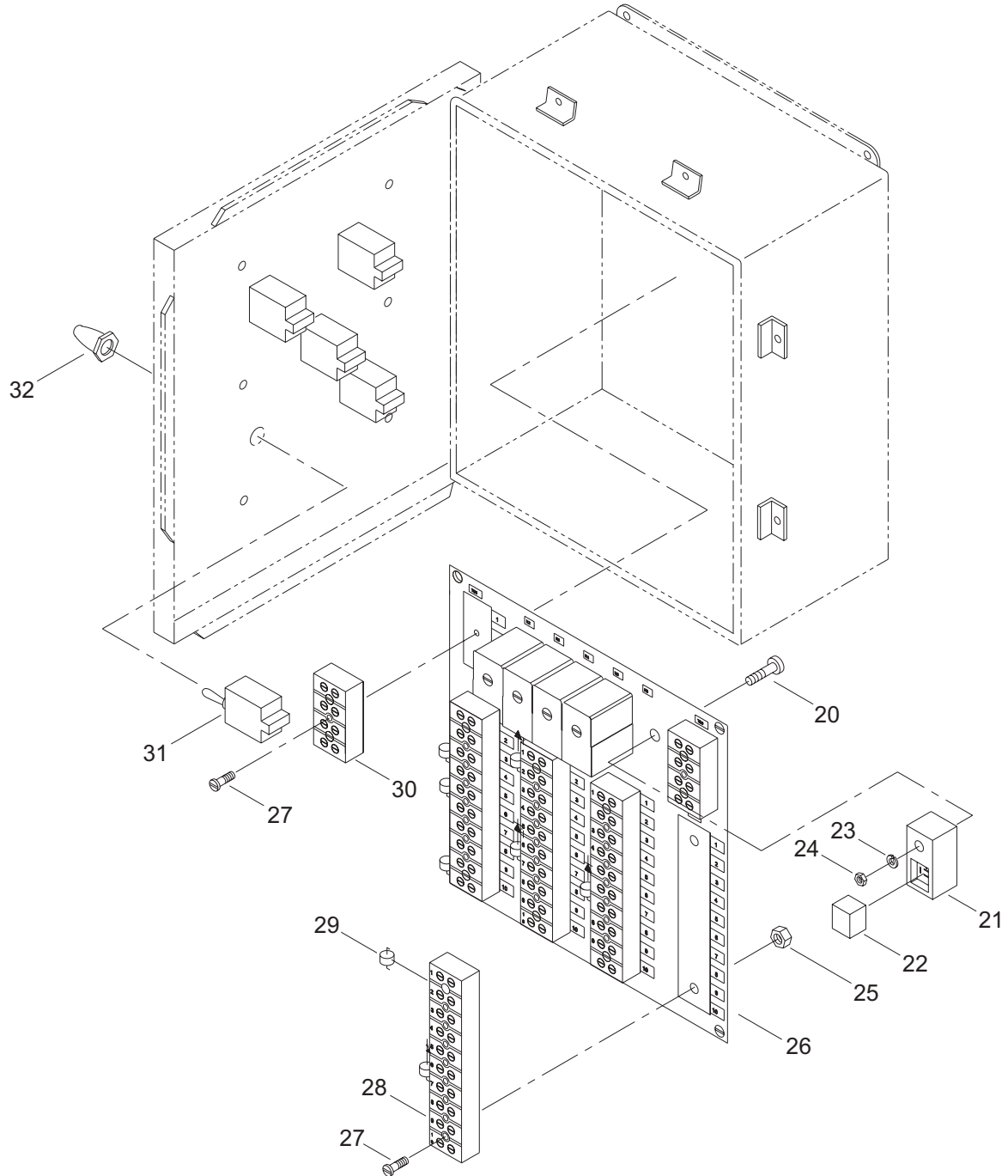


Figure 17. Bilge Pump Control Assembly (Sheet 2 of 2)

(1) ITEM NO.	(2) SMR CODE	(3) NSN	(4) CAGEC	(5) PART NUMBER	(6) DESCRIPTION AND USABLE ON CODE (UOC)	(7) QTY
					GROUP 01	
					FIG. 17 BILGE PUMP CONTROL ASSEMBLY	
1	XDFZZ		39428	92240A541	SCREW,CAP,HEX HEAD.....	4
2	PAFZZ	5310-00-687-6087	39428	92141A029	WASHER,FLAT	8
3	XDFZZ		39428	91841A029	NUT,HEX	4
4	PAFZZ	5310-01-229-6260	39428	92146A029	WASHER,LOCK.....	4
5	XDFFF		34712	E08893	PANEL, BILGE, PUMP.....	1
6	XDFZZ		34712	E08989	.ENCLOSURE	1
7	PAFZZ	5310-01-359-2589	39428	91831A009	.NUT,SELF-LOCKING,HEX	8
8	XDFZZ		39428	92141A009	.WASHER,FLAT.....	16
9	XDFZZ		51506	14140-H-B-.875-1	.STANDOFF.....	8
10	XDFZZ		39428	91772A194	.SCREW,PAN HEAD	8
11	XDFZZ		34712	E09691-17	.LABEL PLATE.....	1
12	XDFZZ		34712	E09691-16	.LABEL PLATE.....	1
13	XDFZZ		34712	E24381	.GUARD, SWITCH PANEL.....	1
14	XDFZZ		34712	E09691-14	.LABEL PLATE.....	1
15	XDFZZ		34712	E09691-29	.LABEL PLATE.....	1
16	XDFZZ		34712	E09691-15	.LABEL PLATE.....	1
17	XDFZZ		34712	E09691-18	.LABEL PLATE.....	1
18	XDFZZ		34712	E09691-19	.LABEL PLATE.....	1
19	XDFZZ		34712	E09691-130	.LABEL PLATE.....	1
20	XDFZZ		39428	91772A830	.SCREW,PAN HEAD	5
21	PAFZZ	5945-01-381-0294	77342	VF4-15H-11	.RELAY,ELECTROMAGNET	5
22	XDFZZ		77342	VCF4-1002	.SOCKET,RELAY	5
23	XDFZZ		39428	92147A430	.WASHER,LOCK	5
24	PAFZZ	5325-01-148-5965	78276	ATS2-1032	.INSERT,SCREW THREAD.....	5
25	XDFZZ		84256	ATS2-632	.NUT,INSERT.....	12
26	XDFZZ		34712	E08999	.PANEL.....	1
27	XDFZZ		39428	91792A144	.SCREW.....	12
28	XDFZZ		26405	985-GP-10	.TERMINAL BLOCK.....	4

(1) ITEM NO.	(2) SMR CODE	(3) NSN	(4) CAGEC	(5) PART NUMBER	(6) DESCRIPTION AND USABLE ON CODE (UOC)	(7) QTY
29	XDFZZ		3D974	1N-5401	.DIODE.....	12
30	XDFZZ		26405	985-GP-4	.TERMINAL BLOCK.....	2
31	XDFZZ		91929	MS24523-26	.SWITCH.....	5
32	PAFZZ	2530-01-061-1351	13445	81264	.BOOT,VEHICULAR COMP.....	5
END OF FIGURE						

5
6 Thru 22

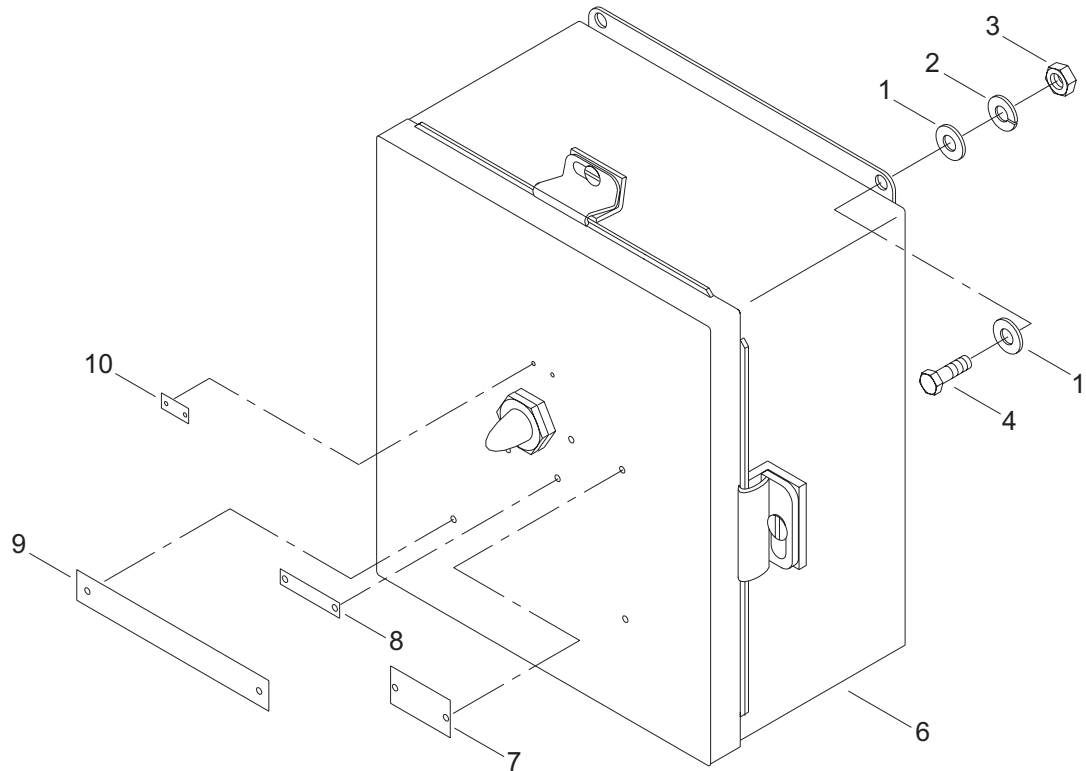
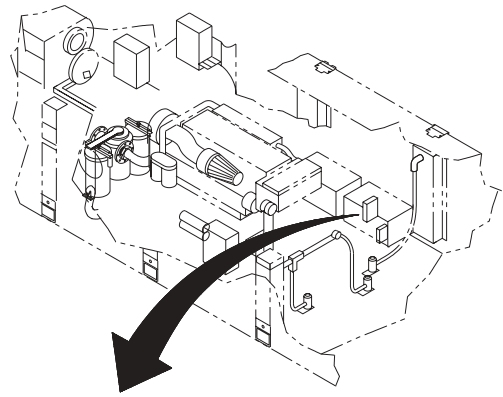


Figure 18. Single Bilge Pump Control Assembly (Sheet 1 of 2)

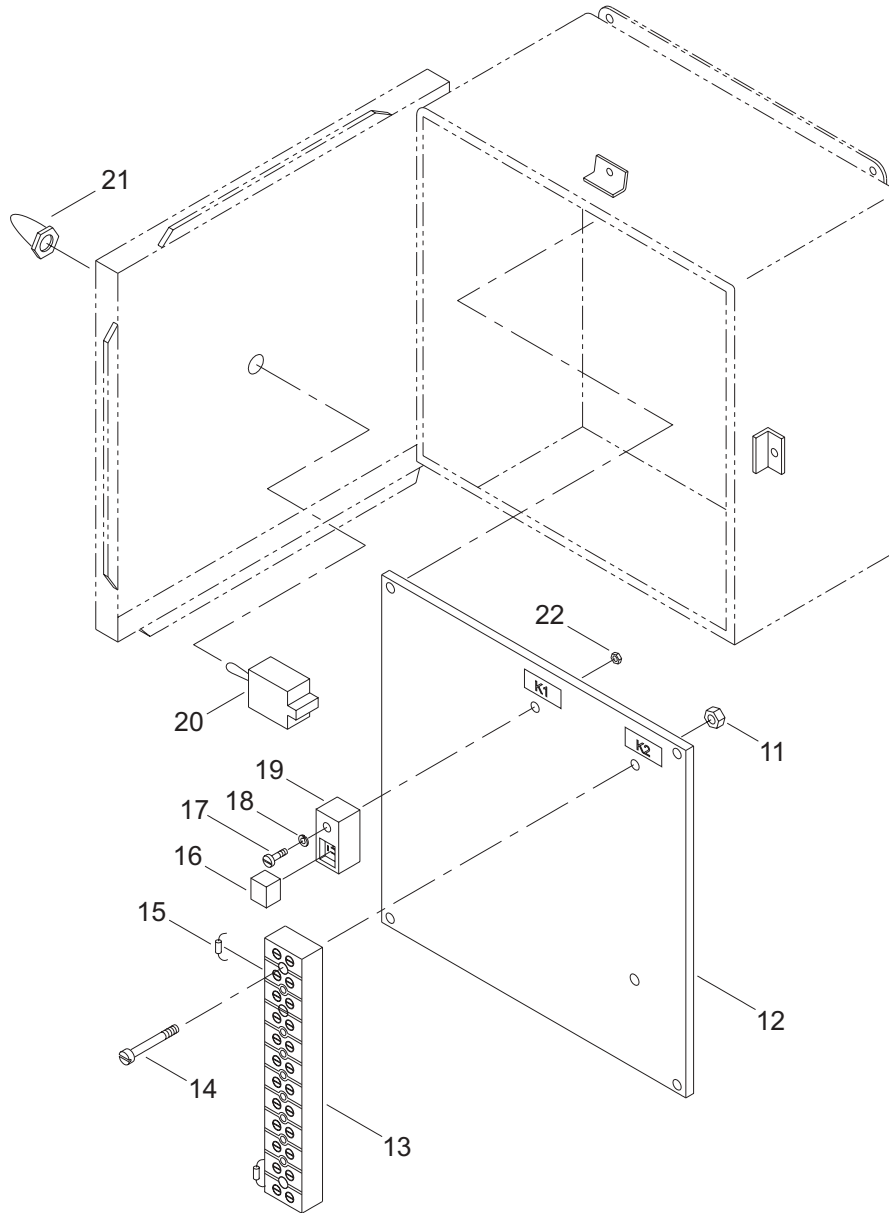


Figure 18. Single Bilge Pump Control Assembly (Sheet 2 of 2)

(1) ITEM NO.	(2) SMR CODE	(3) NSN	(4) CAGEC	(5) PART NUMBER	(6) DESCRIPTION AND USABLE ON CODE (UOC)	(7) QTY
					GROUP 01	
					FIG. 18 SINGLE BILGE PUMP CONTROL ASSEMBLY	
1	PAFZZ	5310-00-687-6087	39428	92141A029	WASHER,FLAT	8
2	PAFZZ	5310-01-229-6260	39428	92146A029	WASHER,LOCK.	4
3	XDFZZ		39428	91841A029	NUT,HEX	4
4	XDFZZ		39428	92240A541	SCREW,CAP,HEX HEAD.	4
5	XDFFF		34712	E08903	SGL, BILGE PUMP	1
6	XDFZZ		34712	E09769	.ENCLOSURE	1
7	XDFZZ		34712	E09691-32	.LABEL PLATE.	1
8	XDFZZ		34712	E09691-19	.LABEL PLATE.	1
9	XDFZZ		34712	E09691-22	.LABEL PLATE.	1
10	XDFZZ		34712	E09691-130	.LABEL PLATE.	1
11	XDFZZ		84256	ATS2-632	.NUT,INSERT	2
12	XDFZZ		34712	E09779	.PANEL, BILGE PUMP.	1
13	XDFZZ		26405	985-GP-8	.TERMINAL BLOCK.	1
14	XDFZZ		39428	91792A144	.SCREW.	2
15	XDFZZ		3D974	1N-5401	.DIODE.	2
16	PAFZZ	5945-01-381-0294	77342	VF4-15H-11	.RELAY,ELECTROMAGNET	1
17	XDFZZ		39428	91772A830	.SCREW,PAN HEAD	1
18	XDFZZ		39428	92147A430	.WASHER,LOCK	1
19	XDFZZ		77342	VCF4-1002	.SOCKET,RELAY	1
20	XDFZZ		91929	MS24523-26	.SWITCH	1
21	PAFZZ	2530-01-061-1351	13445	81264	.BOOT,VEHICULAR COMP.	1
22	PAFZZ	5325-01-148-5965	78276	ATS2-1032	.INSERT,SCREW THREAD	1
					END OF FIGURE	

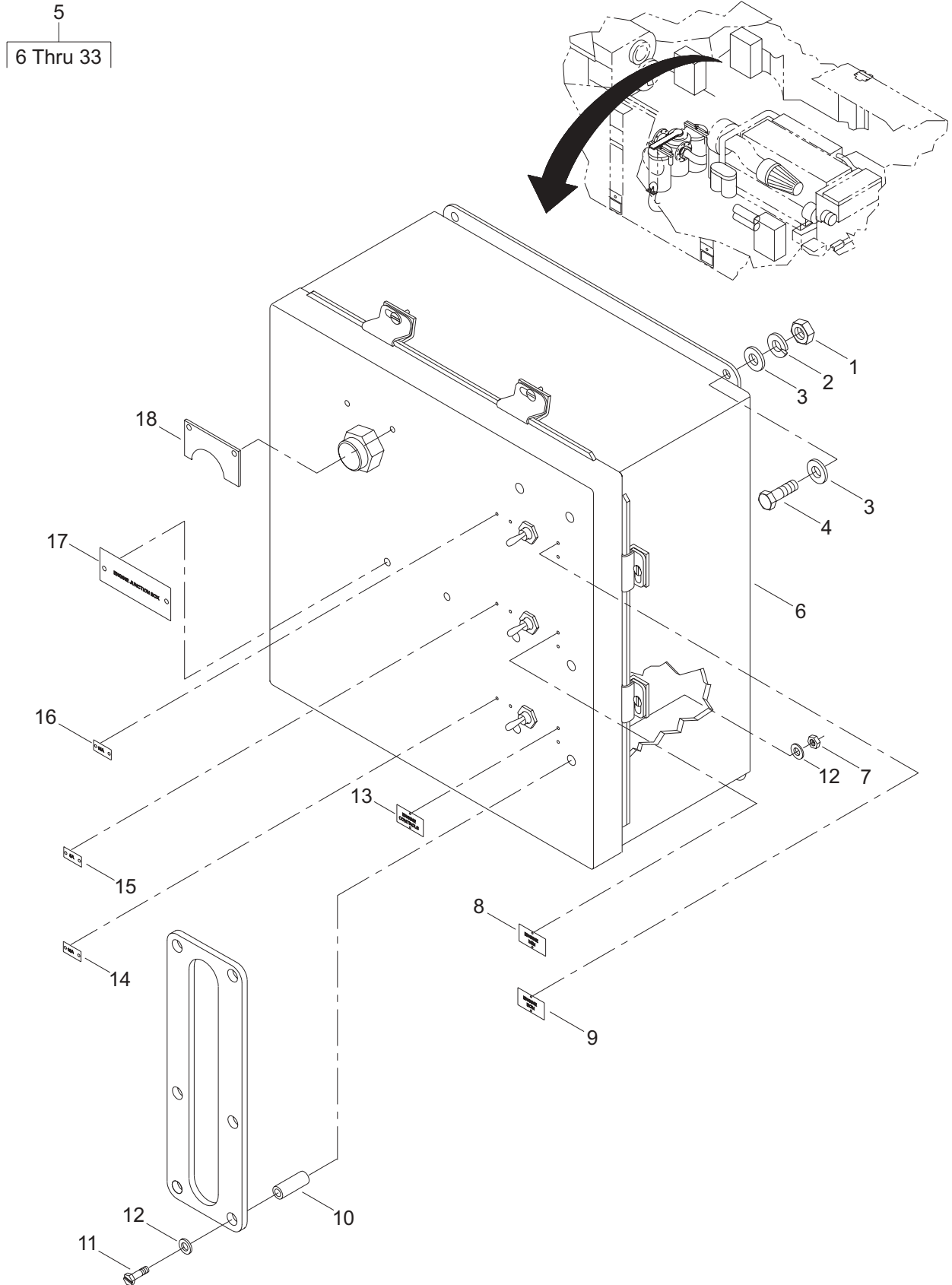


Figure 19. Engine Junction Box (Sheet 1 of 2)

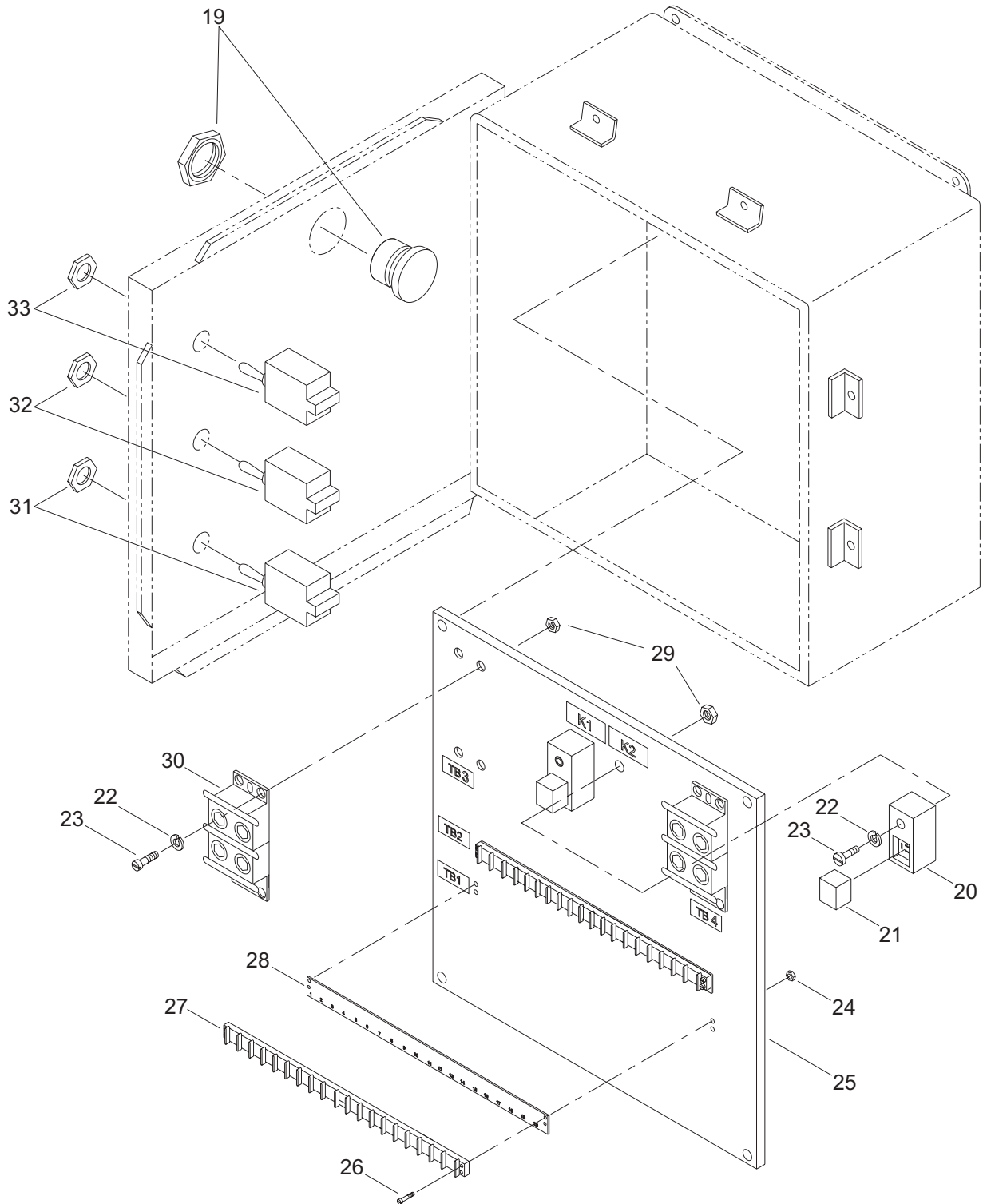


Figure 19. Engine Junction Box (Sheet 2 of 2)

(1) ITEM NO.	(2) SMR CODE	(3) NSN	(4) CAGEC	(5) PART NUMBER	(6) DESCRIPTION AND USABLE ON CODE (UOC)	(7) QTY
					GROUP 01	
					FIG. 19 ENGINE JUNCTION BOX	
1	XDFZZ		39428	91841A029	NUT,HEX	4
2	PAFZZ	5310-01-229-6260	39428	92146A029	WASHER,LOCK.	4
3	PAFZZ	5310-00-687-6087	39428	92141A029	WASHER,FLAT	8
4	XDFZZ		39428	92240A541	SCREW,CAP,HEX HEAD.	4
5	XDFFF		34712	E43003	ENGINE JUNCTION BOX	1
6	XDFZZ		34712	E43019	.ENCLOSURE	1
7	PAFZZ	5310-01-359-2589	39428	91831A009	.NUT,SELF-LOCKING,HEX	6
8	XDFZZ		34712	E09691-154	.LABEL PLATE.	1
9	XDFZZ		34712	E09691-153	.LABEL PLATE.	1
10	XDFZZ		51506	14140-H-B-.875-1	.STANDOFF	6
11	XDFZZ		39428	91772A194	.SCREW,PAN HEAD	6
12	XDFZZ		39428	92141A009	.WASHER,FLAT	12
13	XDFZZ		34712	E09691-155	.LABEL PLATE.	1
14	XDFZZ		34712	E09691-140	.LABEL PLATE.	1
15	XDFZZ		34712	E09691-139	.LABEL PLATE.	1
16	XDFZZ		34712	E09691-141	.LABEL PLATE.	1
17	XDFZZ		34712	E09691-156	.LABEL PLATE.	1
18	XDFZZ		56365	9001 KN305	.NAMEPLATE.	1
19	XDFZZ		56365	9001 KR2RH5	.BUTTON,PUSH,CONTACT	1
20	XDFZZ		77342	VCF4-1002	.SOCKET,RELAY	2
21	PAFZZ	5945-01-381-0294	77342	VF4-15H-11	.RELAY,ELECTROMAGNET	2
22	XDFZZ		39428	92147A430	.WASHER,LOCK	10
23	XDFZZ		39428	91772A830	.SCREW,PAN HEAD	10
24	XDFZZ		84256	ATS2-632	.NUT,INSERT.	8
25	XDFZZ		34712	E43029	.PANEL.	1
26	XDFZZ		39428	90604A196	.SCREW,PAN HEAD	8
27	XDFZZ		26405	600A-GP-20	.TERMINAL BLOCK.	2
28	XDFZZ		26405	MS600-XP-20-1A	.MARKER STRIP	2
29	PAFZZ	5325-01-148-5965	84256	ATS2-1032	.INSERT,SCREW THREAD	10

(1) ITEM NO.	(2) SMR CODE	(3) NSN	(4) CAGEC	(5) PART NUMBER	(6) DESCRIPTION AND USABLE ON CODE (UOC)	(7) QTY
30	XDFZZ		73631	U-2	.POWER BLOCK	2
31	PAFZZ	5925-00-241-1441	77342	W31X2M1G-10	.CIRCUIT BREAKER	1
32	XDFZZ		77342	W31X2M1G-05	.BREAKER, CIRCUIT	1
33	PAFZZ	5925-00-947-8312	77342	W31X2M1G-15	.CIRCUIT BREAKER	1
END OF FIGURE						

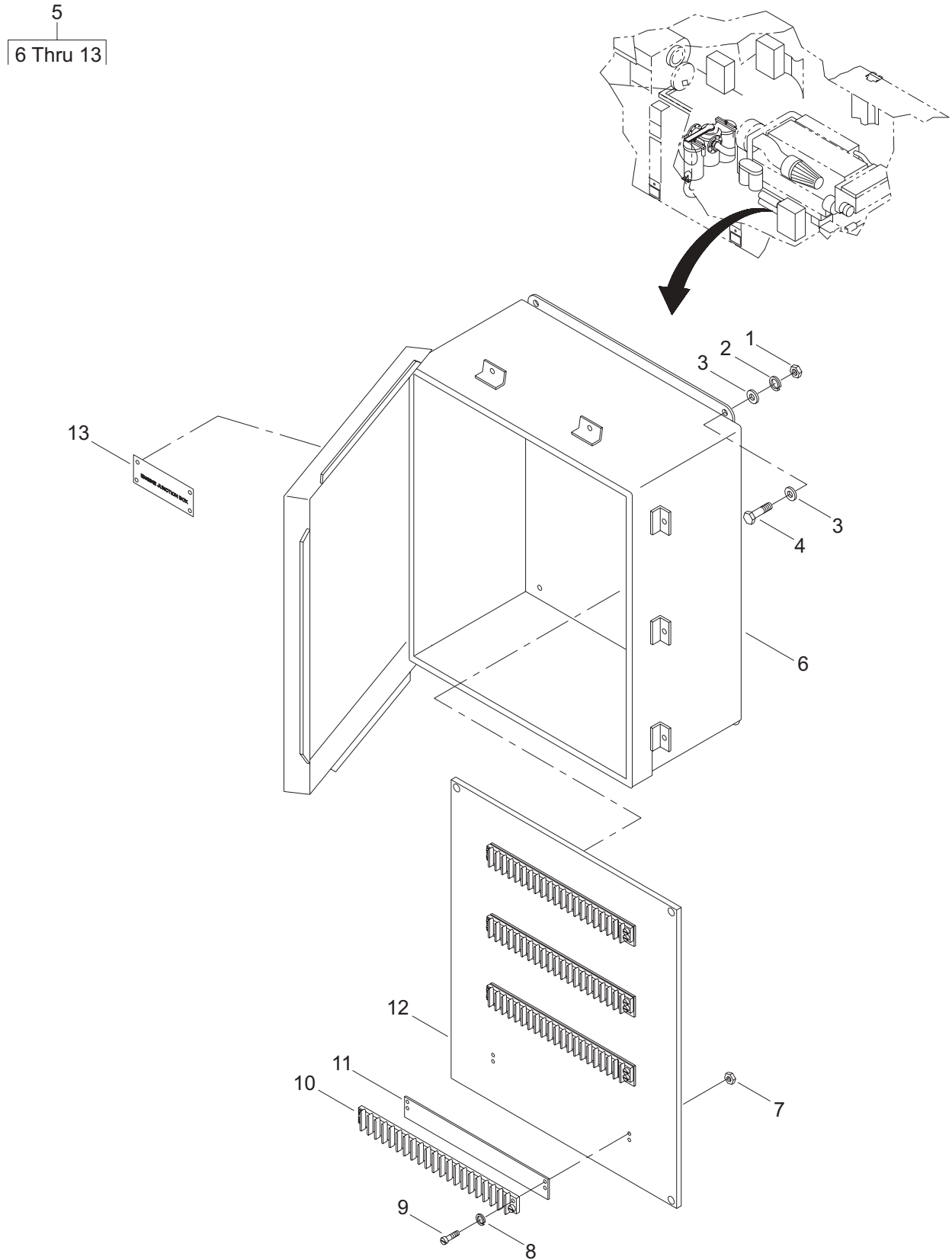


Figure 20. Propulsion Module Junction Box

(1) ITEM NO.	(2) SMR CODE	(3) NSN	(4) CAGEC	(5) PART NUMBER	(6) DESCRIPTION AND USABLE ON CODE (UOC)	(7) QTY
					GROUP 01	
					FIG. 20 PROPULSION MODULE JUNCTION BOX	
1	XDFZZ		39428	91841A029	NUT,HEX	4
2	PAFZZ	5310-01-229-6260	39428	92146A029	WASHER,LOCK.	4
3	PAFZZ	5310-00-687-6087	39428	92141A029	WASHER,FLAT	8
4	XDFZZ	5305-01-482-5963	39428	92240A541	SCREW,CAP,HEX HEAD.	4
5	XDFFF		34712	E28803	PROPULSION MODULE JB	1
6	XDFZZ		34712	E28819	.ENCLOSURE	1
7	XDFZZ		84256	ATS2-632	.NUT,INSERT.	16
8	XDFZZ		39428	92146A540	.WASHER,LOCK	16
9	XDFZZ		39428	90604A196	.SCREW,PAN HEAD	16
10	XDFZZ		26405	600A-GP-20	.TERMINAL BLOCK.	4
11	XDFZZ		26405	MS600-XP-20-1A	.MARKER STRIP	4
12	XDFZZ		34712	E28829	.PANEL.	1
13	XDFZZ		34712	E09691-20	.LABEL PLATE.	1
END OF FIGURE						

5
6 Thru 51

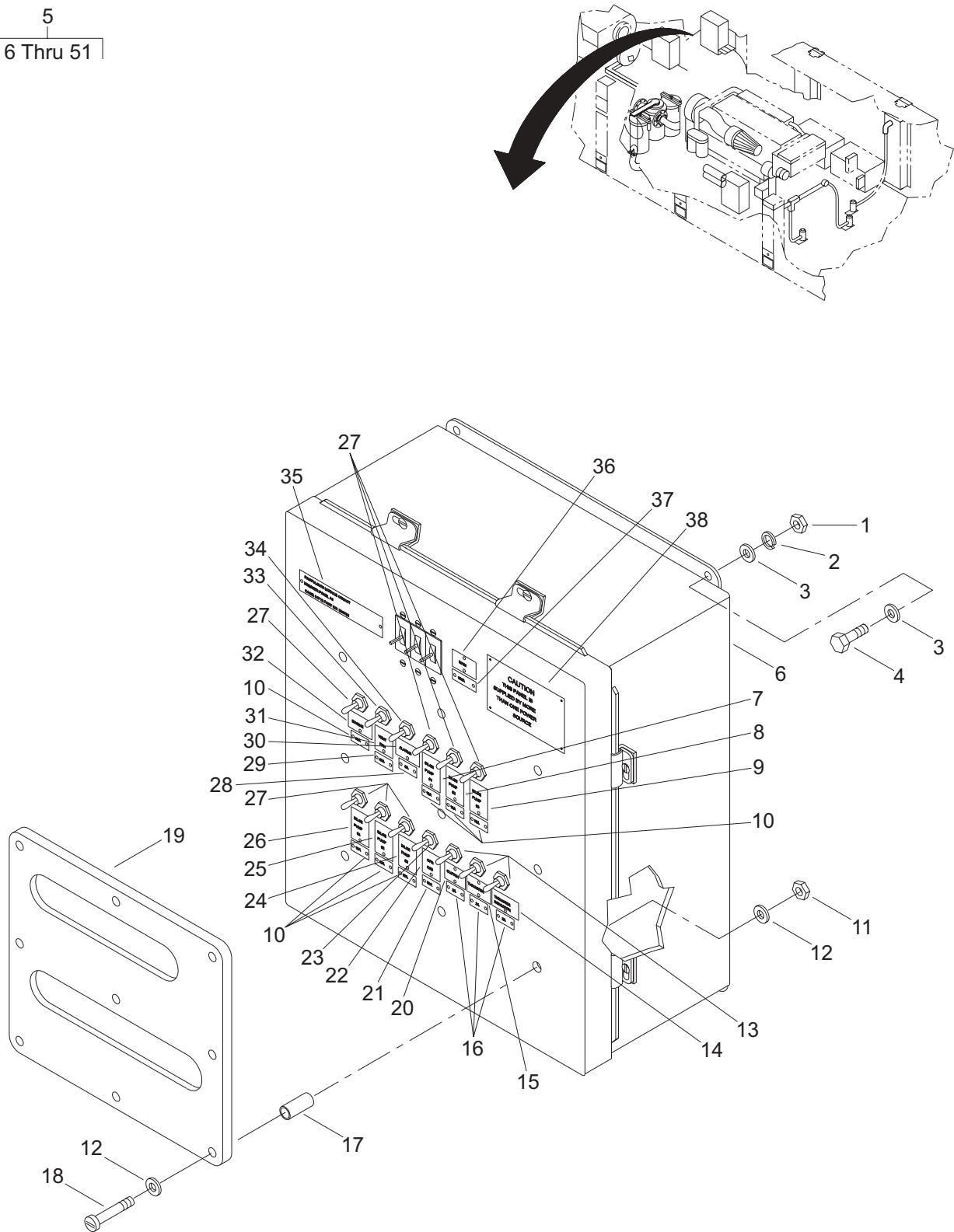


Figure 21. Propulsion Module Circuit Breaker Panel Assembly (Sheet 1 of 2)

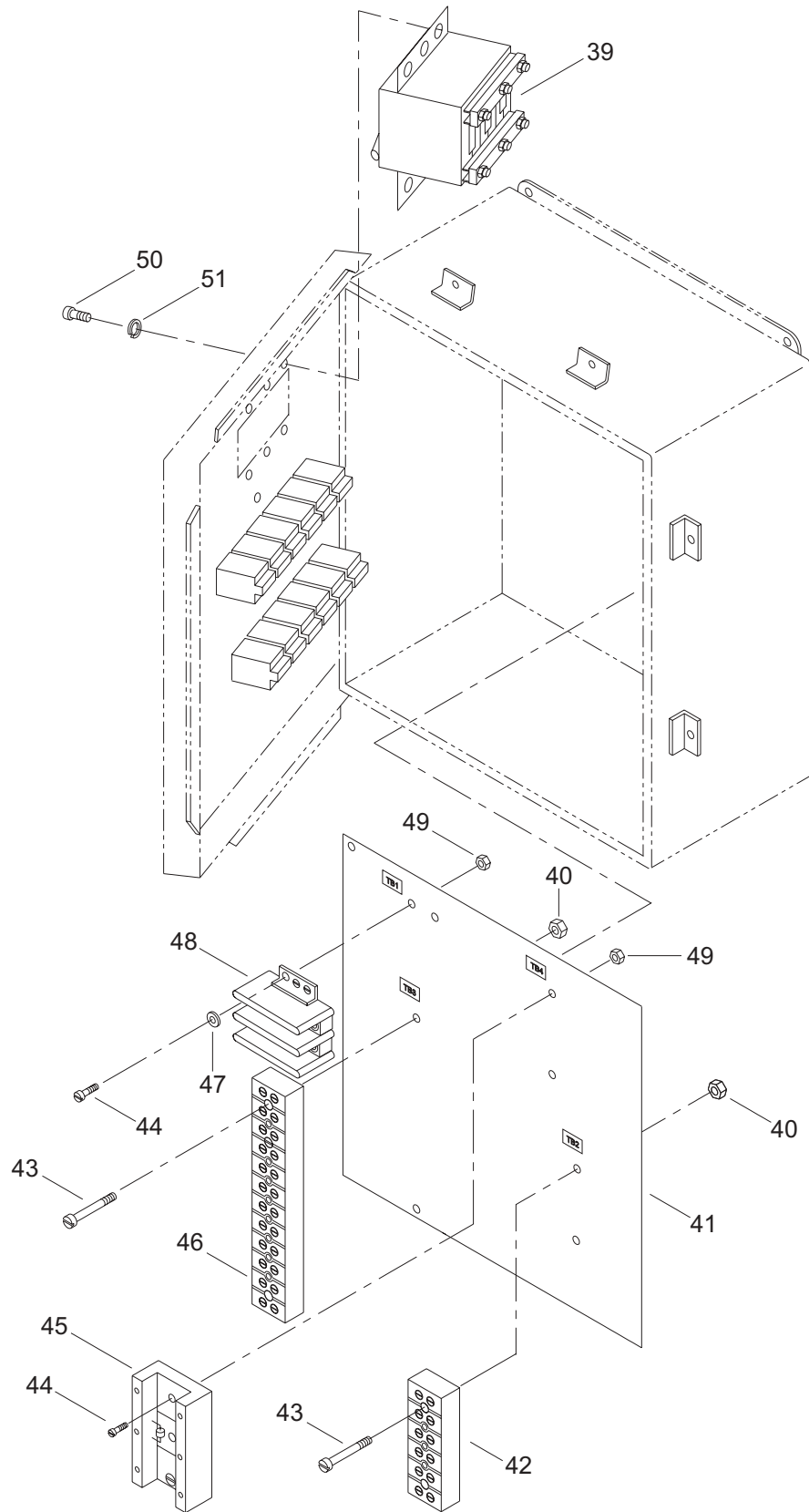


Figure 21. Propulsion Module Circuit Breaker Panel Assembly (Sheet 2 of 2)

(1) ITEM NO.	(2) SMR CODE	(3) NSN	(4) CAGEC	(5) PART NUMBER	(6) DESCRIPTION AND USABLE ON CODE (UOC)	(7) QTY
					GROUP 01	
					FIG. 21 PROPULSION MODULE CIRCUIT BREAKER PANEL ASSEMBLY	
1	XDFZZ		39428	91841A029	NUT,HEX	4
2	PAFZZ	5310-01-229-6260	39428	92146A029	WASHER,LOCK.	4
3	PAFZZ	5310-00-687-6087	39428	92141A029	WASHER,FLAT	8
4	XDFZZ		39428	92240A541	SCREW,CAP,HEX HEAD.	4
5	XDFFF		34712	E42213	PANEL,CIRCUIT BREAK.	1
6	XDFZZ		34712	E42979	.ENCLOSURE	1
7	XDFZZ		34712	E09691-32	.LABEL PLATE.	1
8	XDFZZ		34712	E09691-14	.LABEL PLATE.	1
9	XDFZZ		34712	E09691-15	.LABEL PLATE.	1
10	XDFZZ		34712	E09691-141	.LABEL PLATE.	7
11	PAFZZ	5310-01-359-2589	39428	91831A009	.NUT,SELF-LOCKING,HEX	9
12	XDFZZ		39428	92141A009	.WASHER,FLAT	18
13	XDFZZ		77342	W31X2M1G-02	.BREAKER, CIRCUIT	3
14	XDFZZ		34712	E09691-116	.LABEL PLATE.	1
15	XDFZZ		34712	E09691-31	.LABEL PLATE.	1
16	XDFZZ		34712	E09691-138	.LABEL PLATE.	3
17	XDFZZ		51506	14140-H-B-.875-1	.STANDOFF.	9
18	XDFZZ		39428	91772A194	.SCREW,PAN HEAD	9
19	XDFZZ		34712	E24391	.GUARD	1
20	XDFZZ		34712	E09691-30	.LABEL PLATE.	1
21	XDFZZ		34712	E09691-174	.LABEL PLATE.	1
22	XDFZZ		34712	E09691-28	.LABEL PLATE.	1
23	XDFZZ		81541	IULNK1-1-52-60.0-K	.CIRCUIT BREAKER	1
24	XDFZZ		34712	E09691-29	.LABEL PLATE.	1
25	XDFZZ		34712	E09691-17	.LABEL PLATE.	1
26	XDFZZ		34712	E09691-16	.LABEL PLATE.	1
27	PAFZZ	5925-00-947-8312	77342	W31X2M1G-15	.CIRCUIT BREAKER	7

(1) ITEM NO.	(2) SMR CODE	(3) NSN	(4) CAGEC	(5) PART NUMBER	(6) DESCRIPTION AND USABLE ON CODE (UOC)	(7) QTY
28	XDFZZ		34712	E09691-139	.LABEL PLATE.....	1
29	XDFZZ		34712	E09691-143	.LABEL PLATE.....	1
30	XDFZZ		34712	E09691-27	.LABEL PLATE.....	1
31	XDFZZ		34712	E09691-26	.LABEL PLATE.....	1
32	XDFZZ		34712	E09691-170	.LABEL PLATE.....	1
33	PAFZZ	5925-00-199-9565	77342	W31X2M1G-50	.CIRCUIT BREAKER	1
34	XDFZZ		77342	W31X2M1G-05	.BREAKER, CIRCUIT	1
35	XDFZZ		34712	E09691-171	.LABEL PLATE.....	1
36	XDFZZ		34712	E09691-100	.LABEL PLATE.....	1
37	XDFZZ		34712	E09691-151	.LABEL PLATE.....	1
38	XDFZZ		34712	E30558	.LABEL PLATE.....	1
39	XDFZZ		34712	E42963	.CIRCUIT BREAKER	1
40	XDFZZ		84256	ATS2-632	.NUT,INSERT.....	4
41	XDFZZ		34712	E11199	.PANEL.....	1
42	XDFZZ		26405	985-GP-6	.BLOCK,TERMINAL.....	1
43	XDFZZ		39428	91772A211	.SCREW.....	4
44	XDFZZ		39428	91810A830	.SCREW,ROUND HEAD	6
45	XDFZZ		26405	1431955-CU	.POWER DISTR BLOCK	1
46	XDFZZ		26405	985-GP-12	.TERMINAL BLOCK.....	1
47	PAFZZ	5310-01-390-1881	39428	92141A011	.WASHER,FLAT.....	4
48	XDFZZ		73631	U-2	.POWER BLOCK.....	1
49	PAFZZ	5325-01-148-5965	84256	ATS2-1032	.INSERT,SCREW THREAD.....	6
50	XDFZZ		39428	91772A144	.SCREW,PAN HEAD	6
51	XDFZZ		39428	92146A540	.WASHER,LOCK.....	6

END OF FIGURE

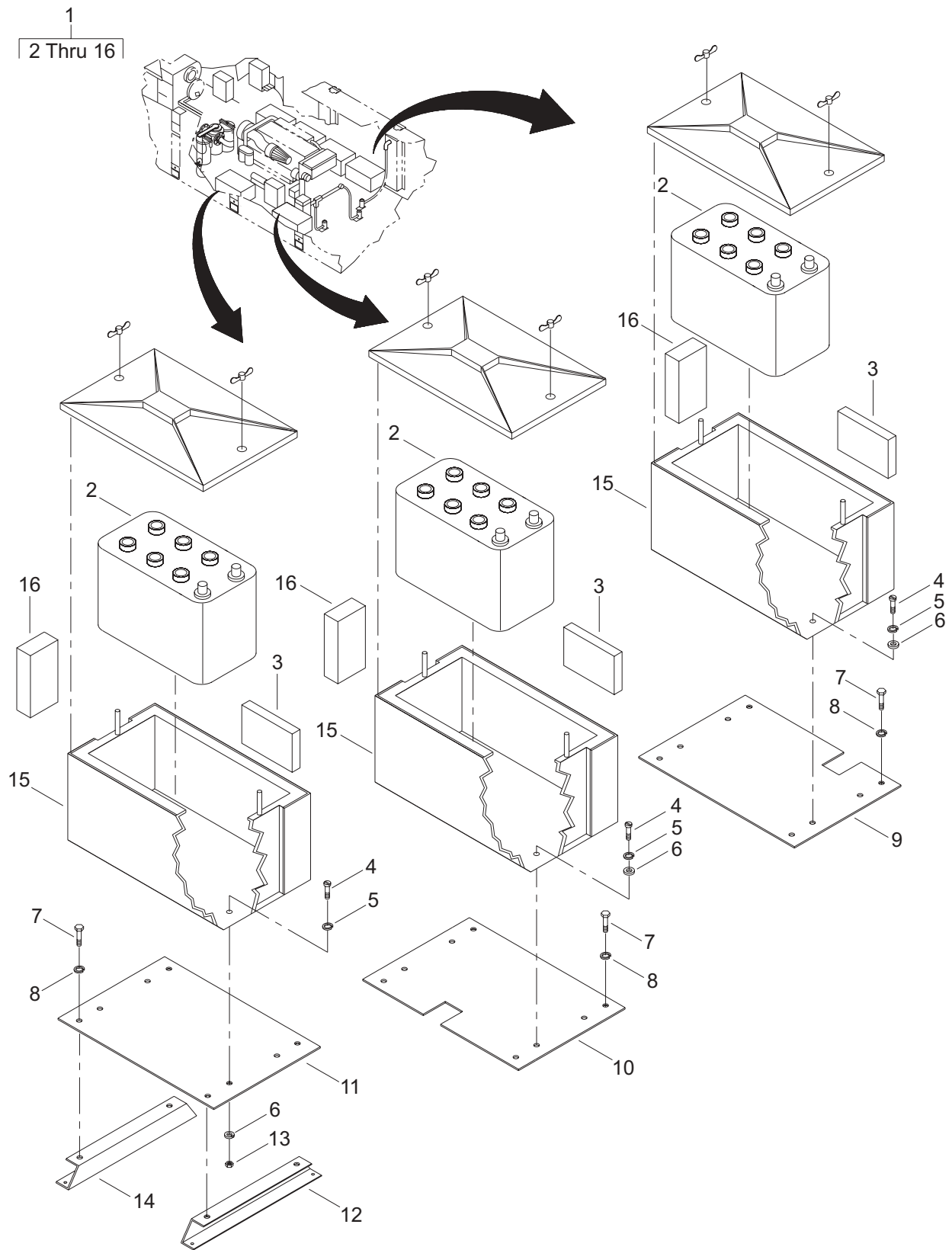


Figure 22. Battery Installation

(1) ITEM NO.	(2) SMR CODE	(3) NSN	(4) CAGEC	(5) PART NUMBER	(6) DESCRIPTION AND USABLE ON CODE (UOC)	(7) QTY
GROUP 01						
FIG. 22 BATTERY INSTALLATION						
1	XCFFF		34712	E43376	BATTERY INSTALL	1
2	XDFZZ		04055	908D	.BATTERY,LEAD ACID	6
3	XDFZZ		34712	E24081	.BLOCK, WOOD	12
4	XDFZZ		39428	92240A541	.SCREW,CAP,HEX HEAD	24
5	PAFZZ	5310-01-229-6260	39428	92146A029	.WASHER,LOCK	24
6	PAFZZ	5310-00-687-6087	39428	92141A029	.WASHER,FLAT	40
7	XDFZZ		39428	92865A622	.CAPSCREW,HEX HEAD	24
8	XDFZZ		39428	92146A031	.WASHER,LOCK	24
9	XDFZZ		34712	E43272	.WELDMENT	1
10	XDFZZ		34712	E43362	.WELDMENT	1
11	XDFZZ		34712	E43251	.PLATE,MOUNTING	4
12	XDFZZ		34712	E43241	.BRACKET,BATTERY BOX	4
13	XDFZZ		39428	91841A029	.NUT,HEX.	16
14	XDFZZ		34712	E43231	.BRACKET,BATTERY BOX	4
15	XDFZZ		34712	E43779	.BOX,BATTERY	6
16	XDFZZ		34712	E43841	.SPACER,BATTERY	36
END OF FIGURE						

4
5 Thru 16

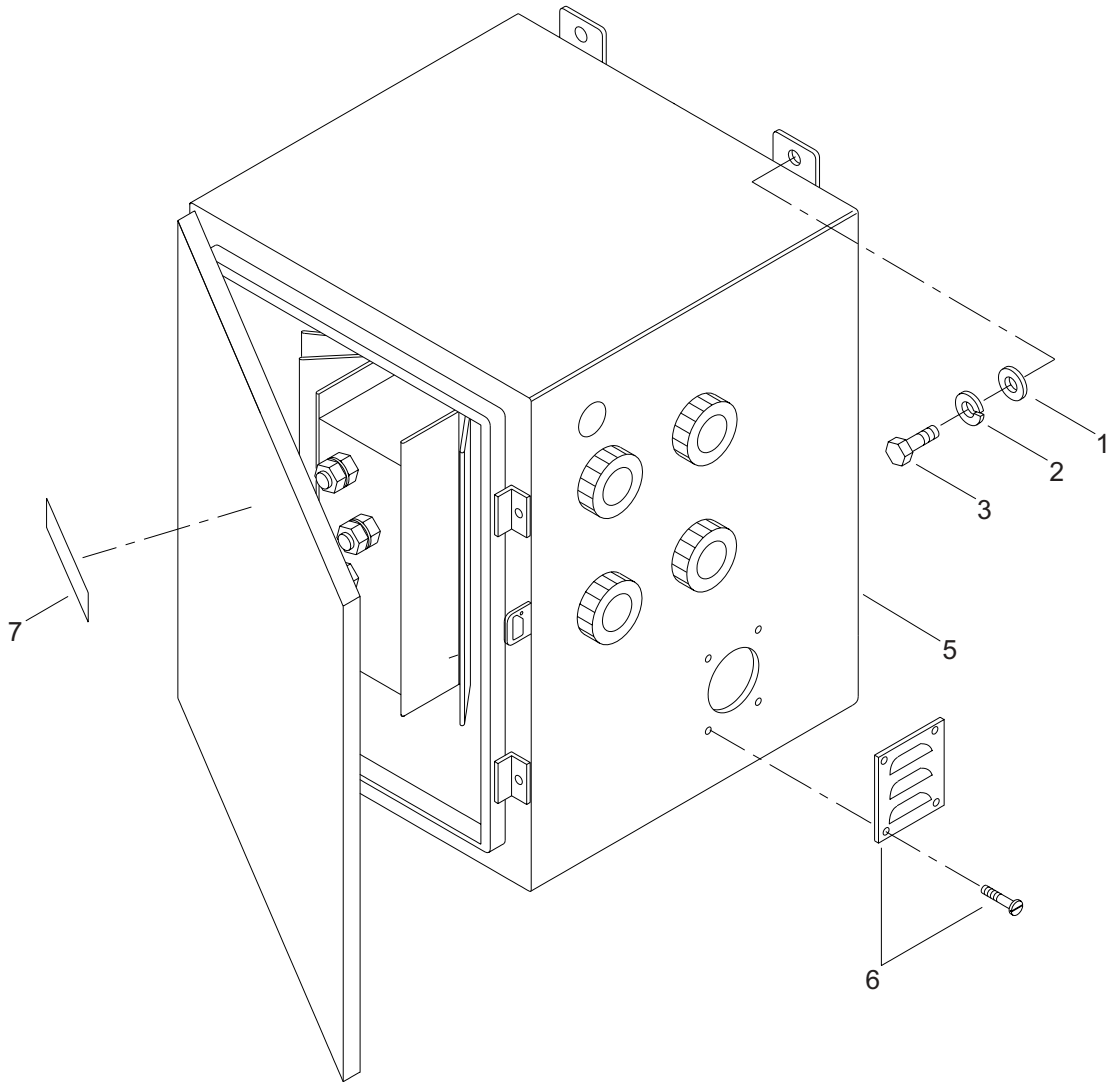


Figure 23. Isolator Box Assembly (Sheet 1 of 2)

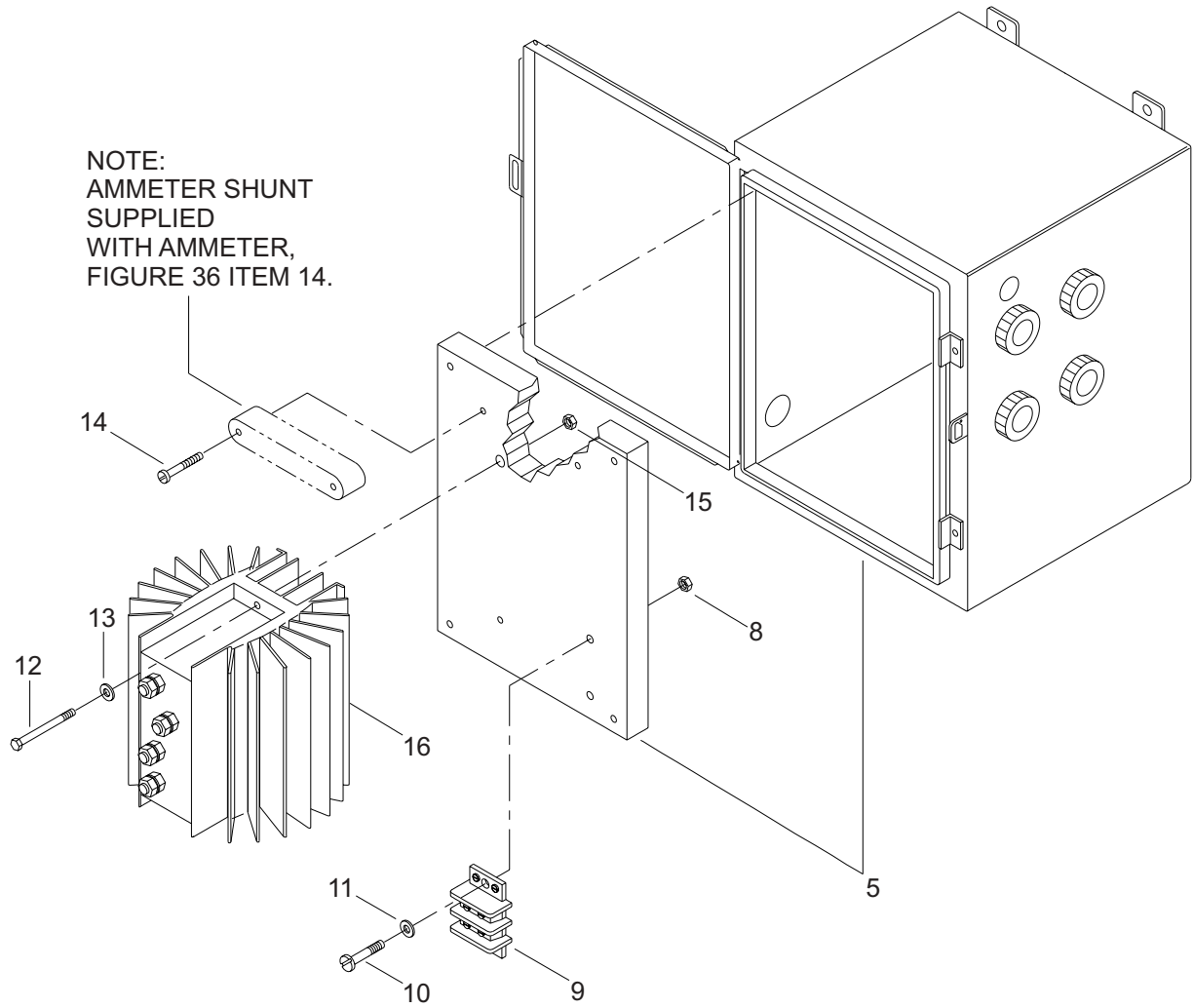


Figure 23. Isolator Box Assembly (Sheet 2 of 2)

(1) ITEM NO.	(2) SMR CODE	(3) NSN	(4) CAGEC	(5) PART NUMBER	(6) DESCRIPTION AND USABLE ON CODE (UOC)	(7) QTY
					GROUP 01	
					FIG. 23 ISOLATOR BOX ASSEMBLY	
1	XDFZZ		39428	92141A033	WASHER, FLAT	4
2	XDFZZ		39428	92146A033	WASHER, LOCK	4
3	XDFZZ		39428	92240A714	SCREW, CAP, HEX HEAD	4
4	XDFFF		34712	E44313	ISOLATOR JUNCTION	1
5	XDFZZ		34712	E44309	.ENCLOSURE	1
6	XDFZZ		00843	A-VK23	.PLATE, LOUVER	1
7	XDFZZ		34712	E09691-173	.LABEL PLATE	1
8	PAFZZ	5325-01-148-5965	78276	ATS2-1032	.INSERT, SCREW THREAD	4
9	XDFZZ		73631	U-2	.POWER BLOCK	1
10	XDFZZ		39428	91810A830	.SCREW, ROUND HEAD	4
11	PAFZZ	5310-01-390-1881	39428	92141A011	.WASHER, FLAT	4
12	XDFZZ		39428	92198A555	.SCREW, CAP, HEX HEAD	2
13	PAFZZ	5310-00-687-6087	39428	92141A029	.WASHER, FLAT	2
14	XDFZZ		39428	91772A245	.SCREW, MACHINE	2
15	XDFZZ		39428	95105A143	.NUT, RIVET	2
16	XDFZZ		55156	3003	.ISOLATOR	1
					END OF FIGURE	

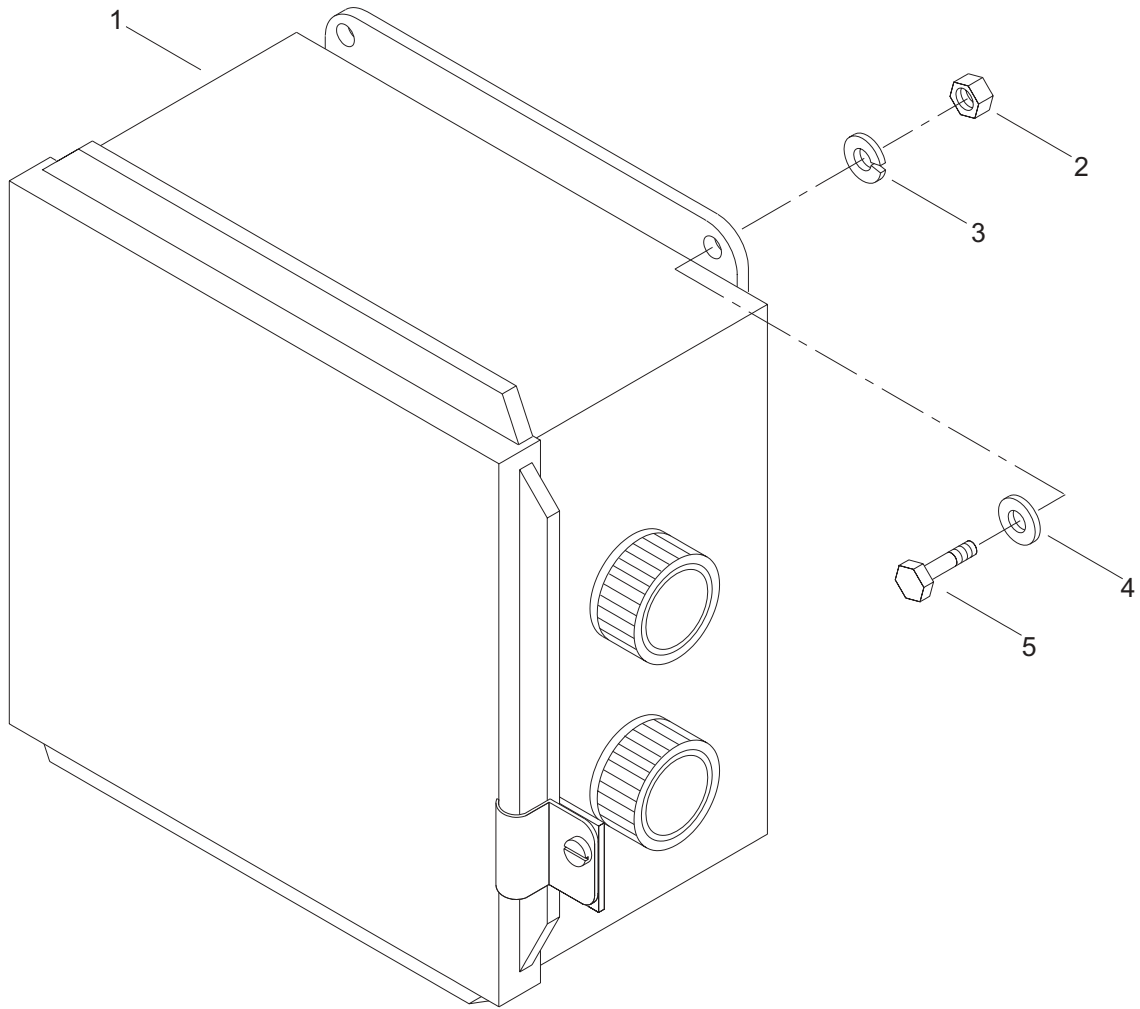


Figure 24. Vent Fan Relay Enclosure

(1) ITEM NO.	(2) SMR CODE	(3) NSN	(4) CAGEC	(5) PART NUMBER	(6) DESCRIPTION AND USABLE ON CODE (UOC)	(7) QTY
					GROUP 01	
					FIG. 24 VENT FAN RELAY ENCLOSURE	
1	XDFFF		34712	E23703	RELAY ASSY, FAN	1
2	XDFZZ		39428	91841A029	NUT,HEX	4
3	PAFZZ	5310-01-229-6260	39428	92146A029	WASHER,LOCK.	4
4	PAFZZ	5310-00-687-6087	39428	92141A029	WASHER,FLAT	4
5	XDFZZ		39428	92240A541	SCREW,CAP,HEX HEAD.	4
					END OF FIGURE	

4
5 Thru 6

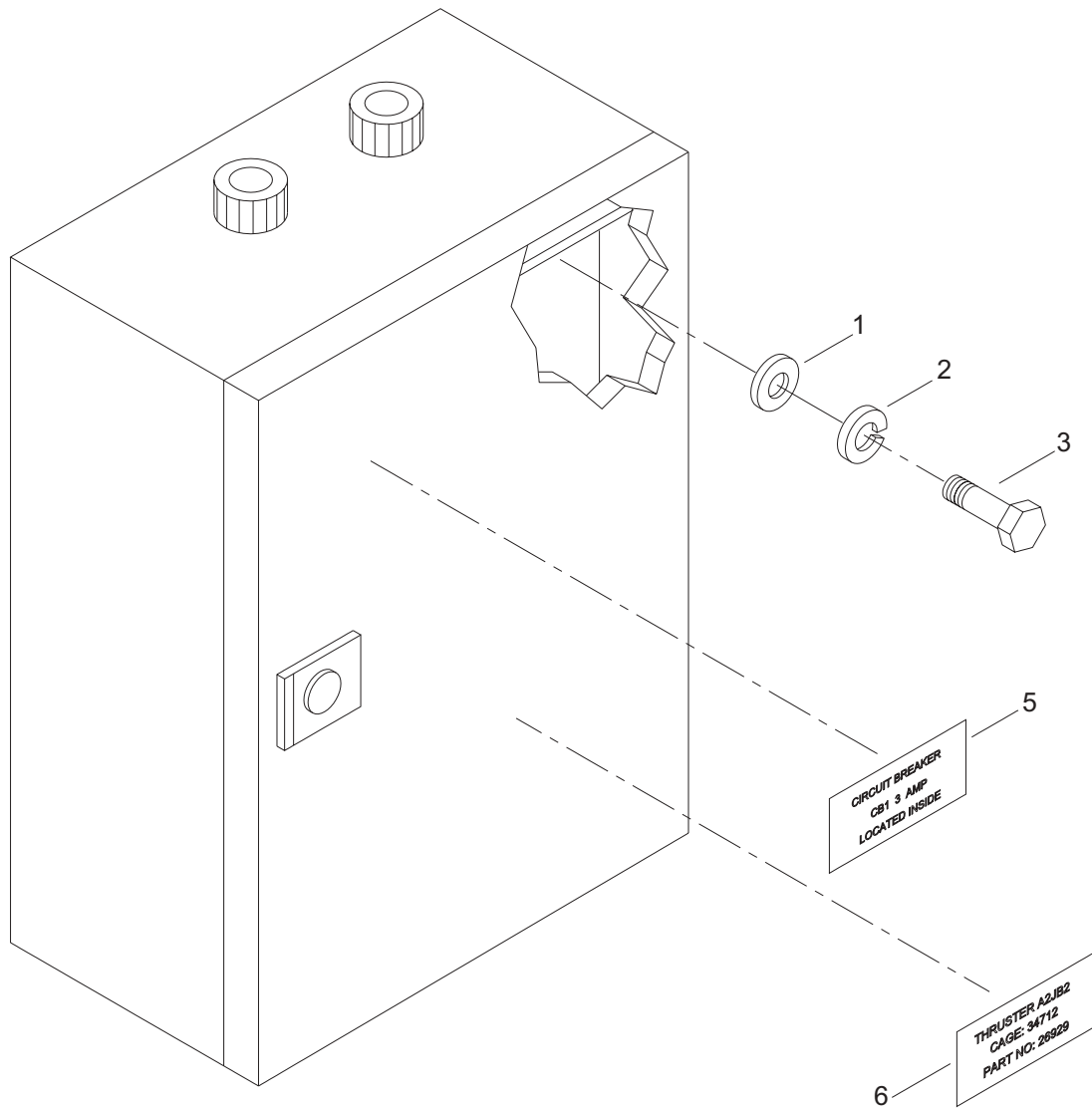


Figure 25. Thruster Junction Box

(1) ITEM NO.	(2) SMR CODE	(3) NSN	(4) CAGEC	(5) PART NUMBER	(6) DESCRIPTION AND USABLE ON CODE (UOC)	(7) QTY
					GROUP 01	
					FIG. 25 THRUSTER JUNCTION BOX	
1	PAFZZ	5310-00-687-6087	39428	92141A029	WASHER,FLAT	4
2	PAFZZ	5310-01-229-6260	39428	92146A029	WASHER,LOCK.....	4
3	XDFZZ		39428	92240A541	SCREW,CAP,HEX HEAD.....	4
4	XDFFF		34712	E26929	THRUSTER JUNCT BOX.....	1
5	XDFZZ		34712	E09691-120	.LABEL PLATE.....	1
6	XDFZZ		34712	E09691-119	.LABEL PLATE.....	1
					END OF FIGURE	

5
6 Thru 26

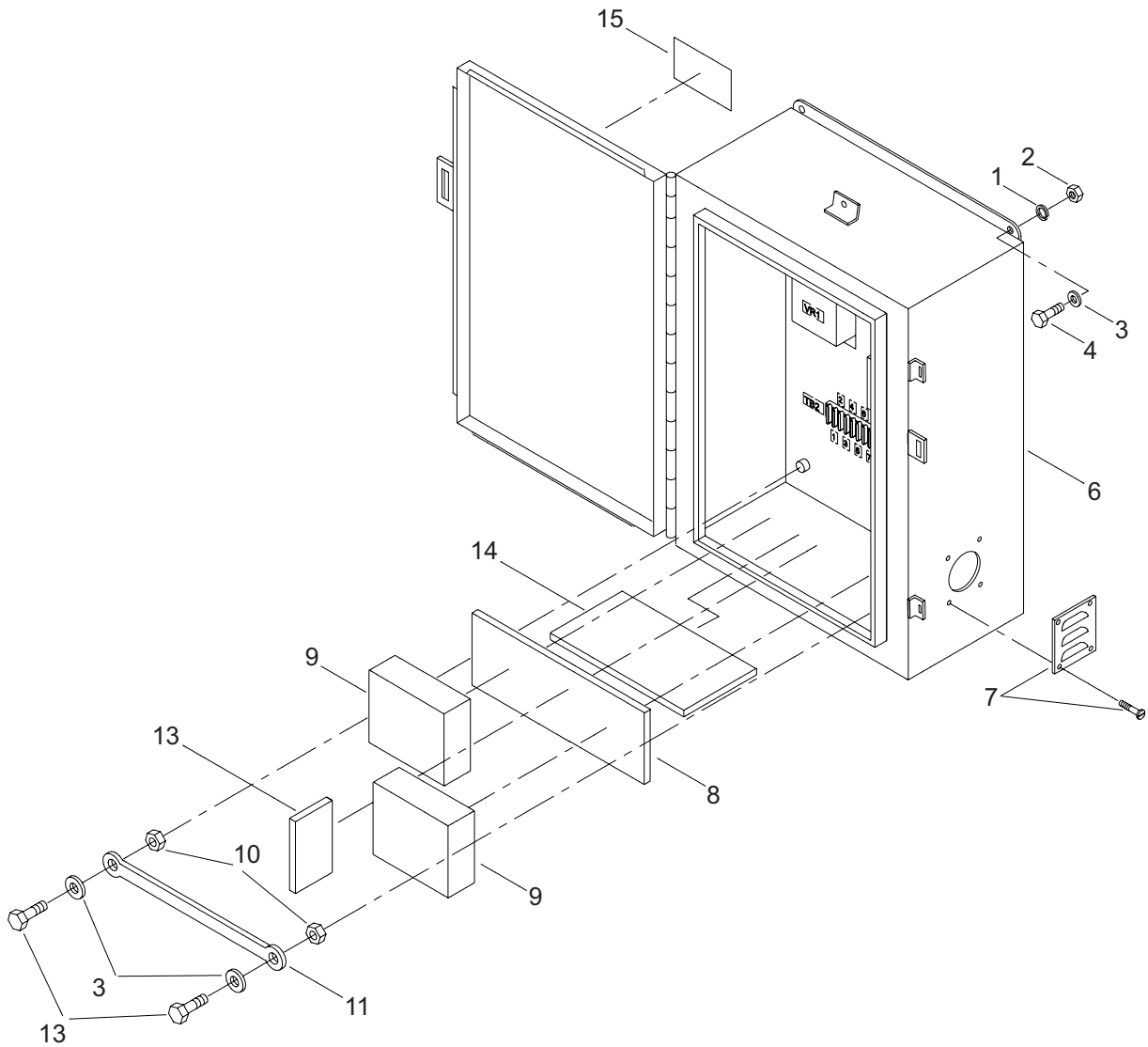


Figure 26. Thruster Dir/Aux Battery Box (Sheet 1 of 2)

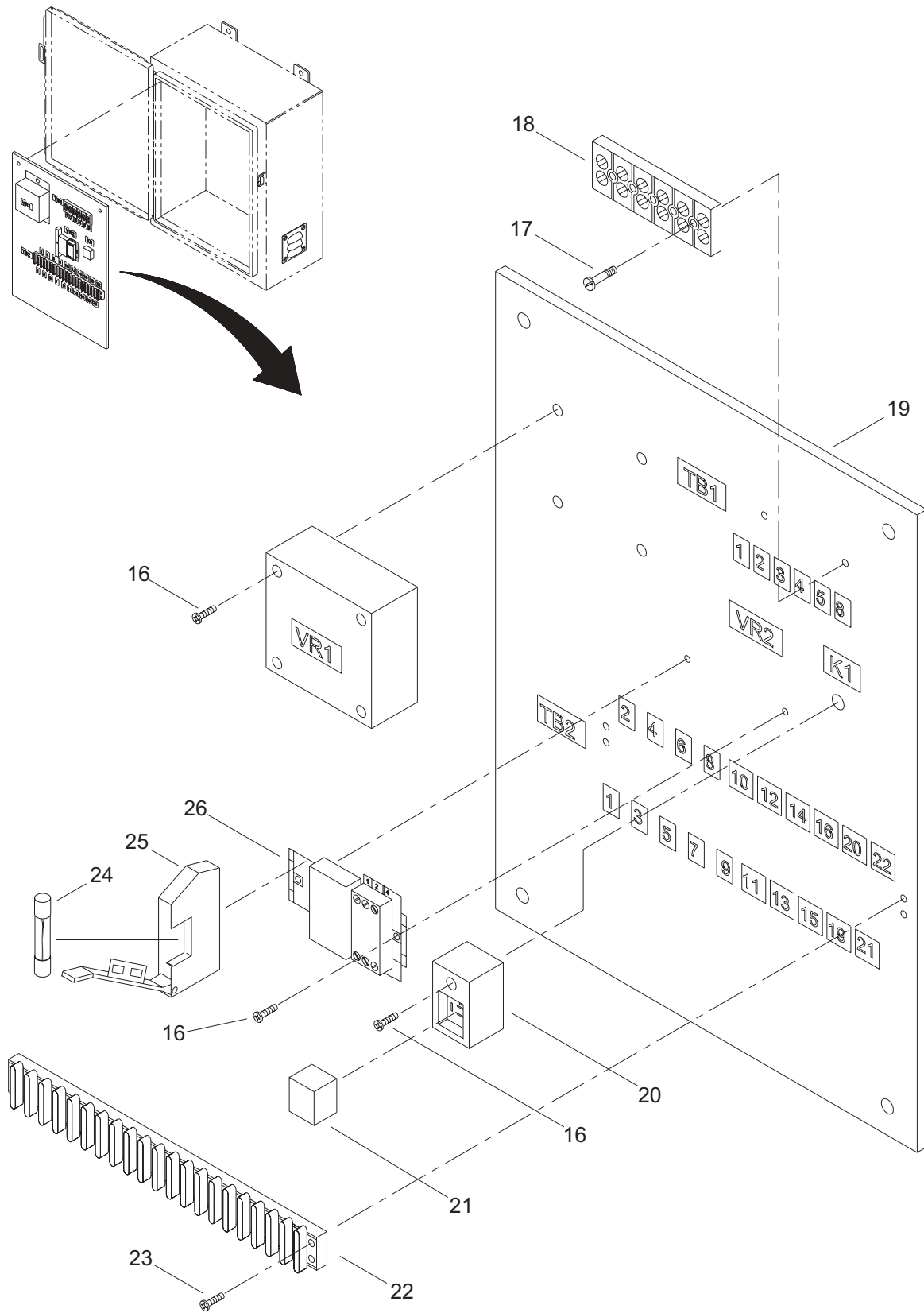


Figure 26. Thruster Dir/Aux Battery Box (Sheet 2 of 2)

(1) ITEM NO.	(2) SMR CODE	(3) NSN	(4) CAGEC	(5) PART NUMBER	(6) DESCRIPTION AND USABLE ON CODE (UOC)	(7) QTY
					GROUP 01	
					FIG. 26 THRUSTER DIR/AUX BATTERY BOX	
1	PAFZZ	5310-01-229-6260	39428	92146A029	WASHER, LOCK	4
2	XDFZZ		39428	91841A029	NUT, HEX	4
3	PAFZZ	5310-00-687-6087	39428	92141A029	WASHER, FLAT	6
4	XDFZZ		39428	92240A541	SCREW, CAP, HEX HEAD	4
5	XDFFF		34712	E41423	AUX BATTERY BOX	1
6	XDFZZ		34712	E28269	.ENCLOSURE	1
7	XDFZZ		00843	A-VK23	.PLATE, LOUVER	1
8	XDFZZ		34712	E28481	.CUSHION, BATTERY	1
9	XDFZZ		0WJ05	PS-12120	.BATTERY	2
10	PAFZZ	5340-01-160-0443	84256	ATS2-420	.INSERT, SCREW THREAD	2
11	XDFZZ		34712	E42319	.BATTERY STRAP	1
12	XDOZZ		39428	92240A544	.SCREW, CAP, HEX HEAD	2
13	XDFZZ		34712	E45921	.CUSHION, BATTERY	1
14	XDFZZ		34712	E28491	.PAD, BATTERY	1
15	XDFZZ		34712	E09691-172	.LABEL PLATE	1
16	PAFZZ	5305-00-050-9229	39428	91772A242	.SCREW, MACHINE	7
17	XDFZZ		39428	91772A211	.SCREW	2
18	XDFZZ		26405	985-GP-6	.BLOCK, TERMINAL	1
19	XDFZZ		34712	E44329	.PANEL	1
20	XDFZZ		77342	VCF4-1002	.SOCKET, RELAY	1
21	PAFZZ	5945-01-381-0294	77342	VF4-15H-11	.RELAY, ELECTROMAGNET	1
22	PFFZZ	5940-01-462-3689	26405	601-GP-20	.TERMINAL BOARD	1
23	XDFZZ		39428	91772A194	.SCREW, PAN HEAD	4
24	PAFZZ	5920-00-879-6285	81349	F02A125V10AS	.FUSE, CARTRIDGE	1
25	XDFZZ		04YE1	DN-F6	.HOLDER, FUSE	1
26	XDFZZ		34712	E28589	.RAIL, DIN	1
					END OF FIGURE	

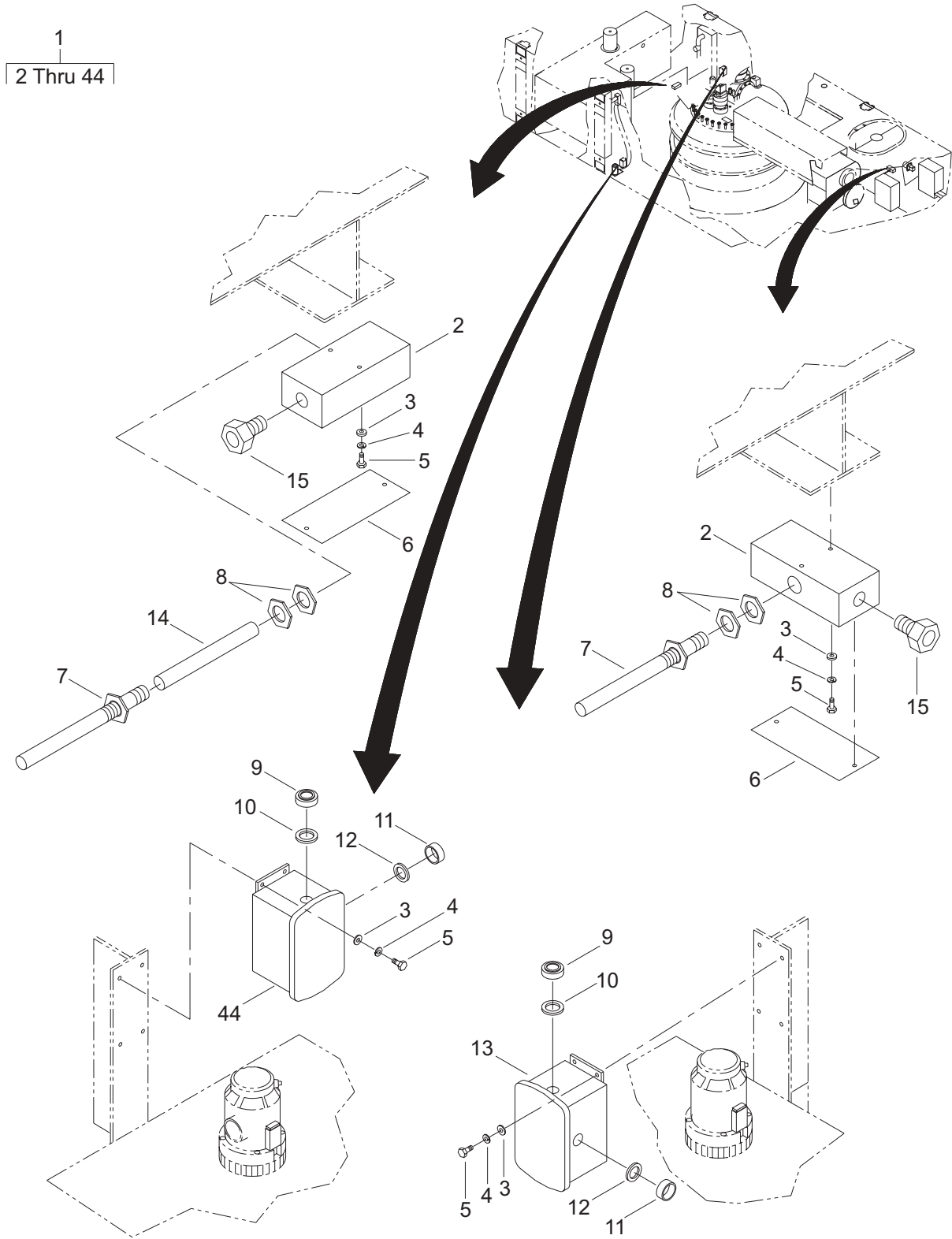


Figure 27. Propulsion Module Electrical Assembly (Sheet 1 of 7)

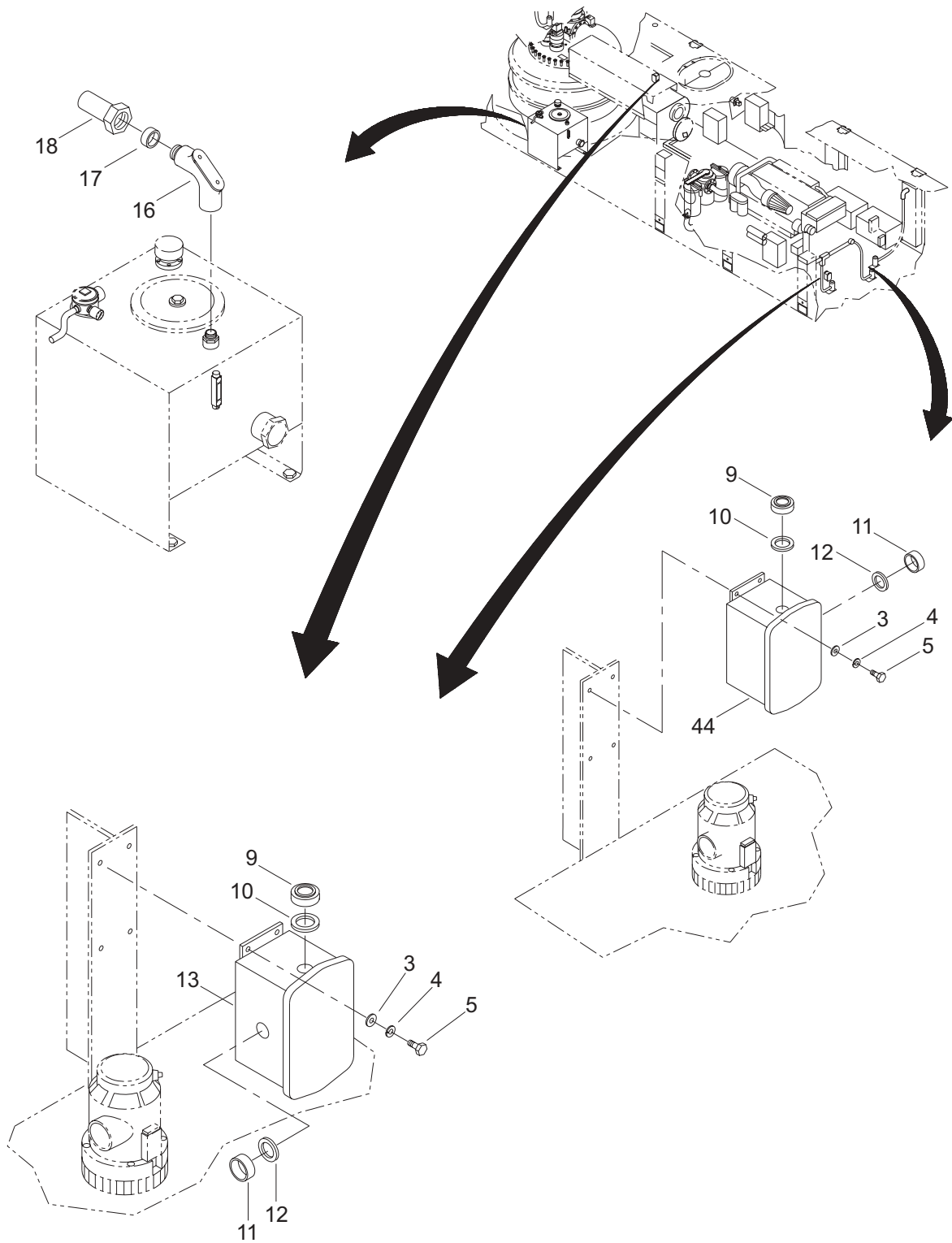


Figure 27. Propulsion Module Electrical Assembly (Sheet 2 of 7)

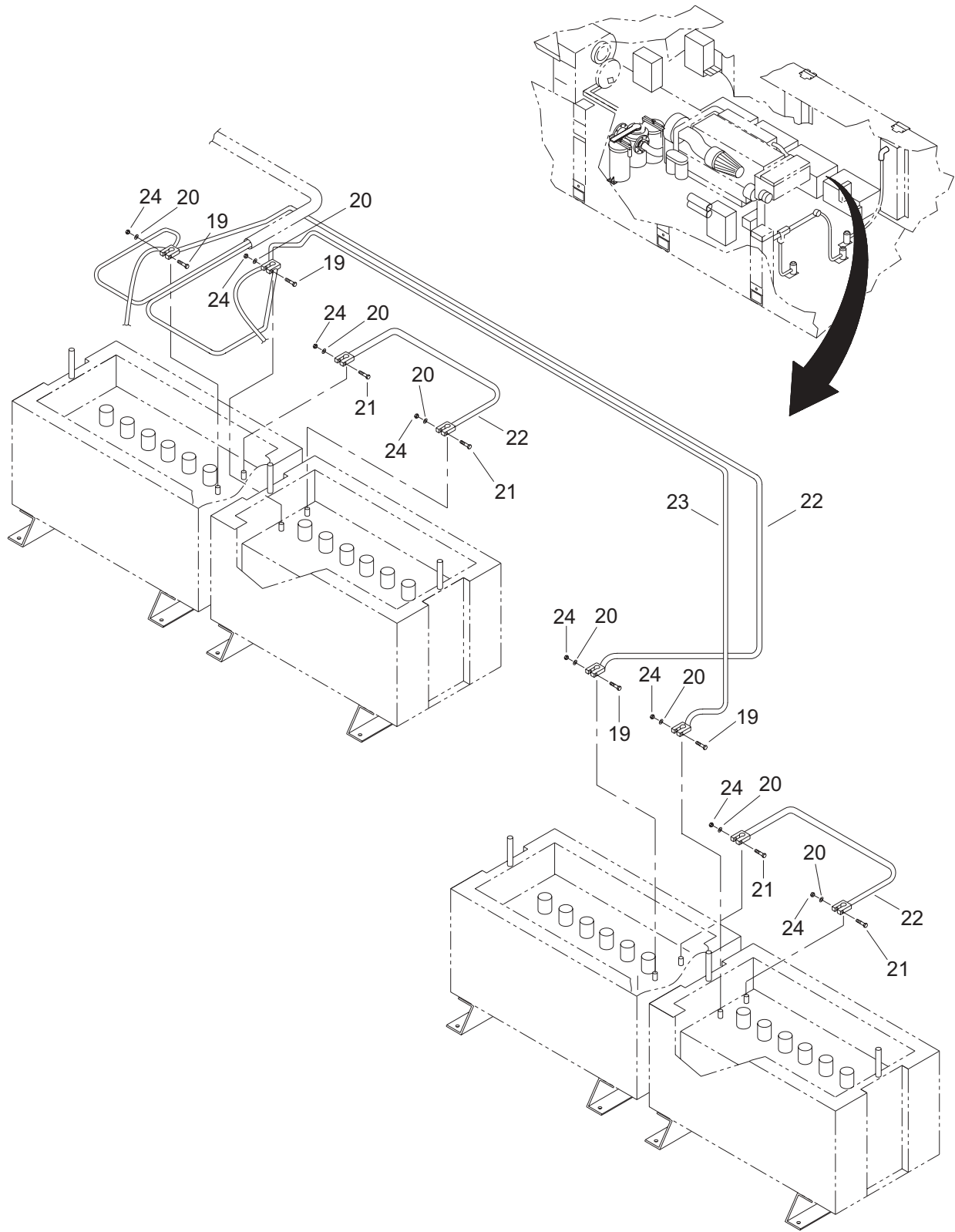


Figure 27. Propulsion Module Electrical Assembly (Sheet 3 of 7)

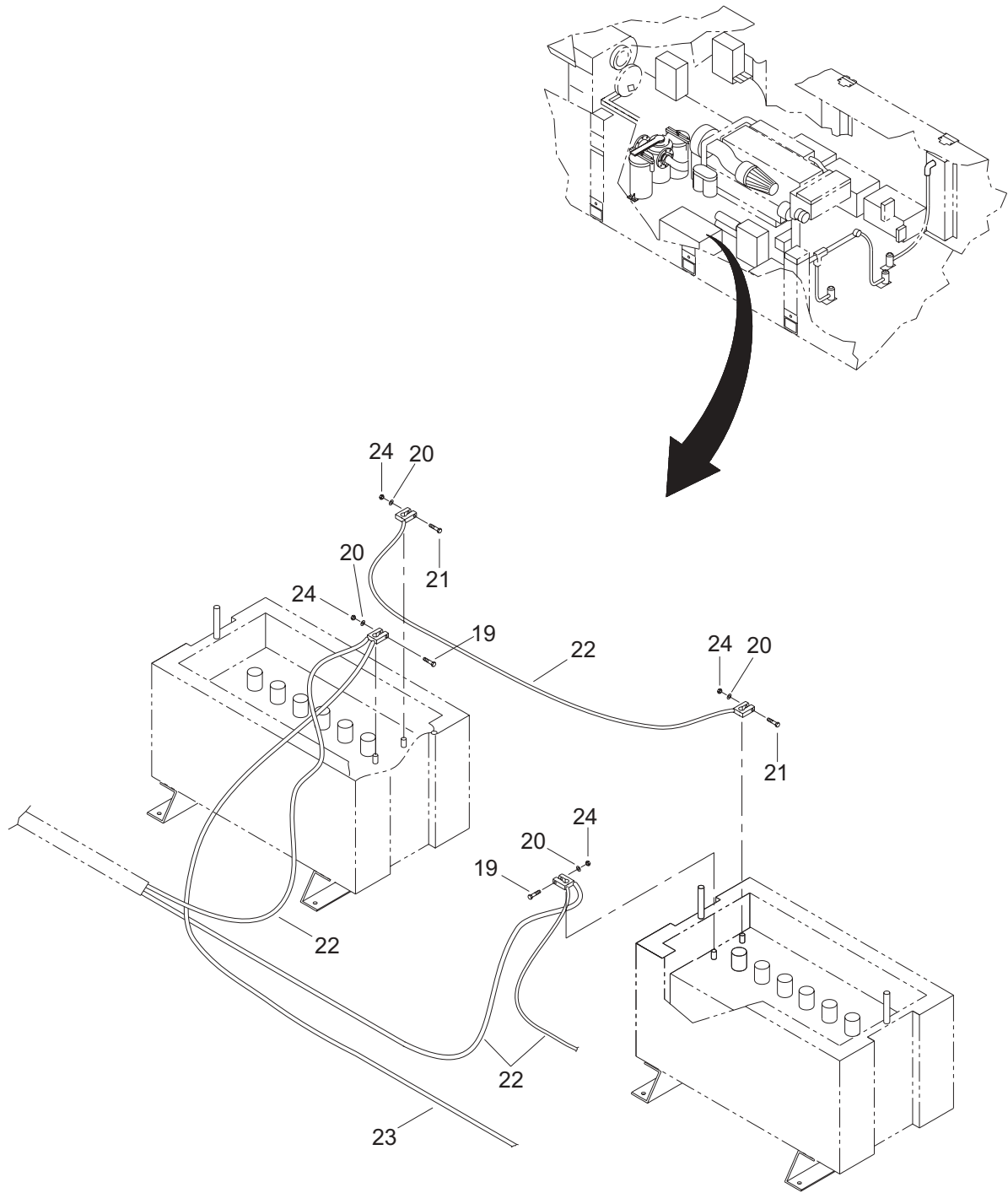


Figure 27. Propulsion Module Electrical Assembly (Sheet 4 of 7)

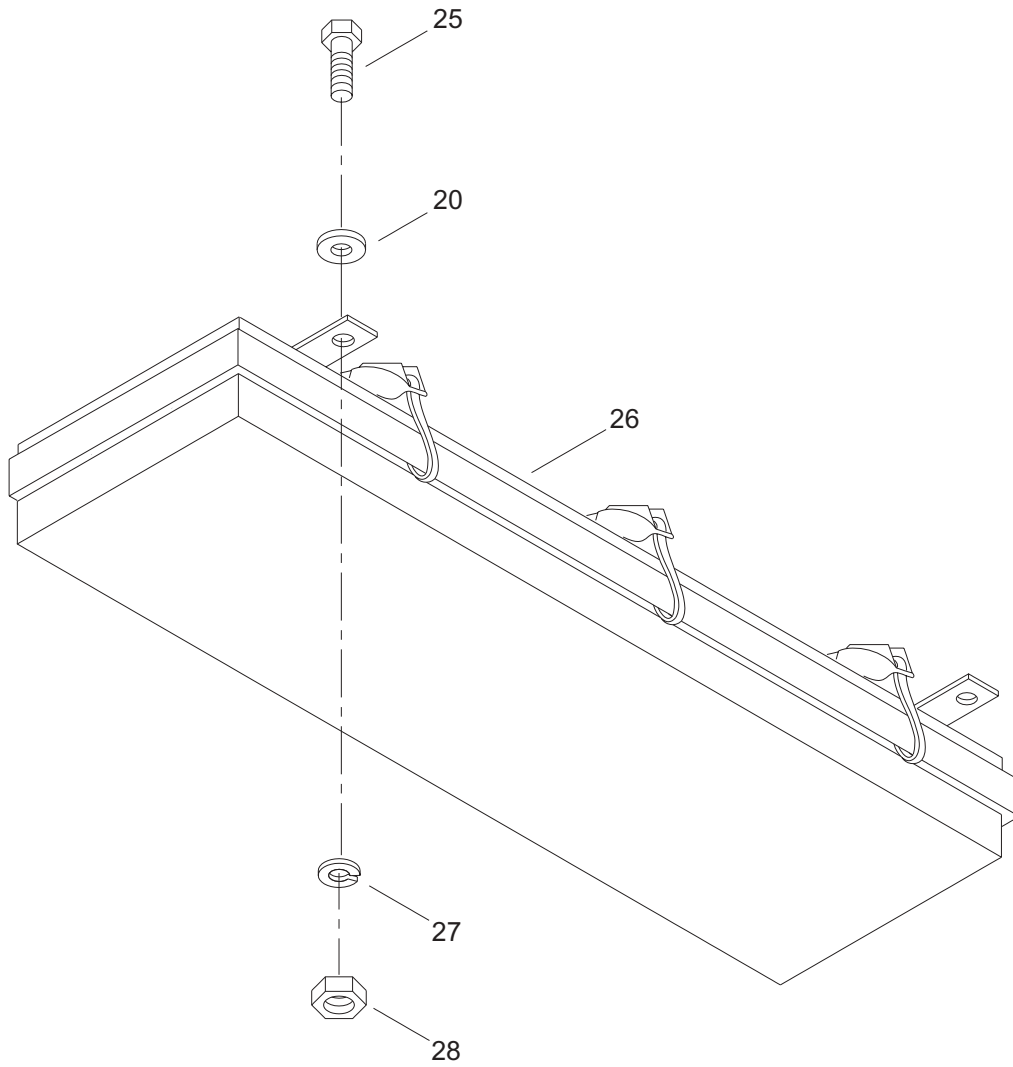


Figure 27. Propulsion Module Electrical Assembly (Sheet 5 of 7)

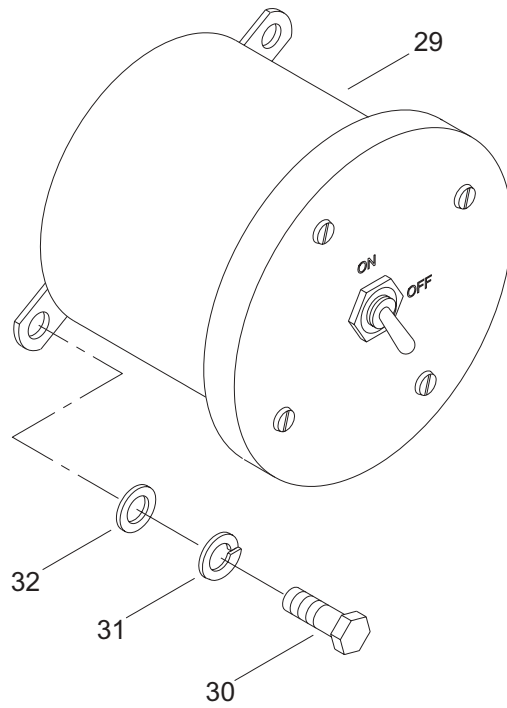


Figure 27. Propulsion Module Electrical Assembly (Sheet 6 of 7)

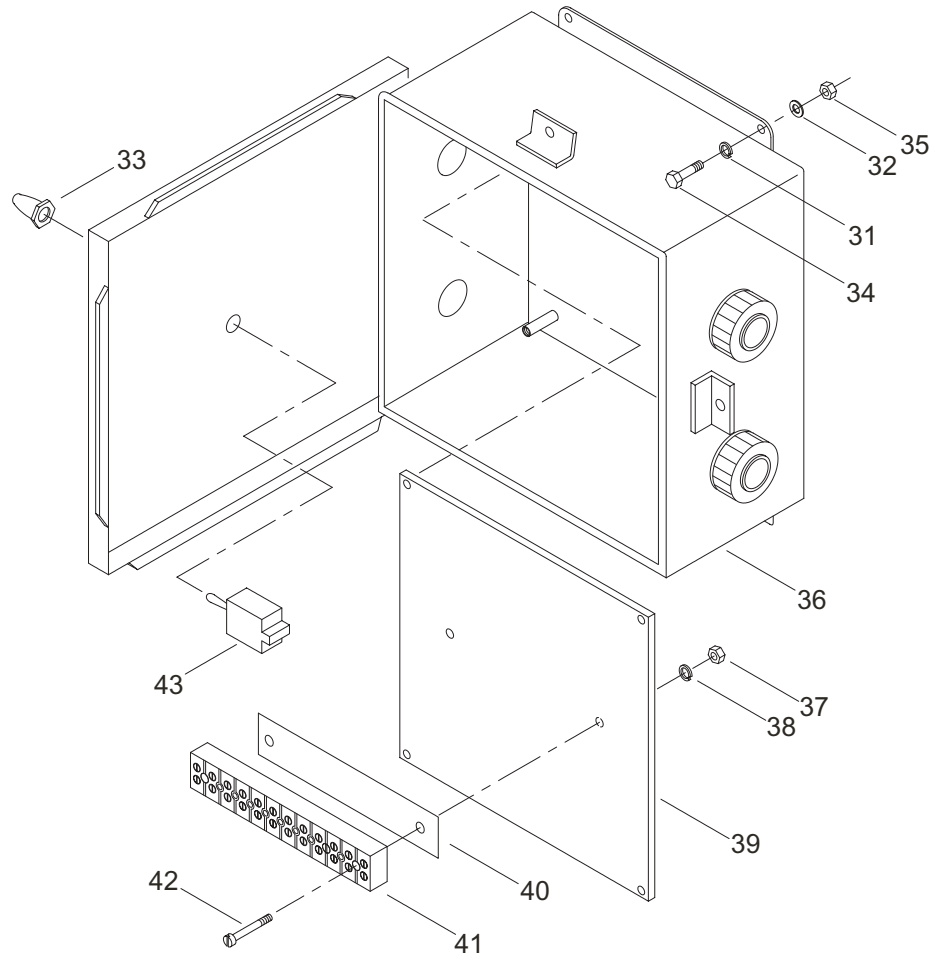


Figure 27. Propulsion Module Electrical Assembly (Sheet 7 of 7)

(1) ITEM NO.	(2) SMR CODE	(3) NSN	(4) CAGEC	(5) PART NUMBER	(6) DESCRIPTION AND USABLE ON CODE (UOC)	(7) QTY
GROUP 01						
FIG. 27 PROPULSION MODULE ELECTRICAL ASSEMBLY						
1	XCFFF		34712	E41293	PROP MOD ELEC ASSY.....	1
2	XDFZZ		34712	E46689-2	.BOX,ELECTRICAL.....	2
3	PAFZZ	5310-01-390-1881	39428	92141A011	.WASHER,FLAT.....	28
4	XDFZZ		39428	92146A550	.WASHER,LOCK.....	28
5	XDFZZ		39428	92314A240	.SCREW,CAP,HEX HEAD.....	28
6	XDFZZ		28488	E46689-1	.COVER,BOX.....	2
7	XDFZZ		73168	27121-0-225	.DETECTOR, THEMAL.....	2
8	PAFZZ	5975-00-152-1075	03743	BL-50	.LOCKNUT,ELECTRICAL.....	4
9	XDFZZ		81349	M19622-1-004	.STUFFING TUBE.....	5
10	XDFZZ		81349	M19622-19-0005	.PACKING.....	5
11	XDFZZ		81349	M19622-1-001	.STUFFING TUBE.....	5
12	XDFZZ		81349	M19622-16-0004	.PACKING.....	5
13	XDFZZ		34712	E46529-2	.ENCLOSURE, BILGE.....	3
14	XDFZZ		1T8A8	0330014804	.NIPPLE, PIPE.....	1
15	XDFZZ		56501	2522	.CONNECTOR,STRAIN.....	2
16	XDFZZ		57797	MFL-50	.ELBOW, ELECTRICAL.....	1
17	XDFZZ		81349	M19622/16-0006	.PACKING.....	1
18	XDFZZ		81349	M19622/3-001	.STUFFING TUBE.....	1
19	XDFZZ		39428	93190A634	.SCREW,CAP,HEX HEAD.....	6
20	XDFZZ		39428	92141A031	.WASHER.....	16
21	XDFZZ		39428	93190A632	.SCREW,CAP,HEX HEAD.....	6
22	XDFZZ		57672	5JB-3031-03-P	.CABLE,BATTERY.....	1
23	XDFZZ		57672	5JB-3031-02-P	.CABLE,BATTERY.....	1
24	XDFZZ		39428	91831A127	.NUT,HEX.....	12
25	XDFZZ		39428	92240A623	.SCREW,CAP,HEX HEAD.....	4
26	XDFZZ		85213	M3-20-2-DC	.FIXTURE,LIGHT.....	1
27	XDFZZ		39428	92146A031	.WASHER,LOCK.....	4
28	XDFZZ		39428	91845A031	.NUT, HEXAGON.....	4

(1) ITEM NO.	(2) SMR CODE	(3) NSN	(4) CAGEC	(5) PART NUMBER	(6) DESCRIPTION AND USABLE ON CODE (UOC)	(7) QTY
29	XDFZZ		34712	E48529	.SWITCH,LAZARET.....	1
30	XDFZZ		39428	92240A537	.SCREW,CAP,HEX HEAD	2
31	PAFZZ	5310-01-229-6260	39428	92146A029	.WASHER,LOCK	6
32	PAFZZ	5310-00-687-6087	39428	92141A029	.WASHER,FLAT	6
33	XDFZZ		91929	10PA4	.BOOT,SEAL,TOGGLE	1
34	XDFZZ		39428	92240A541	.SCREW,CAP,HEX HEAD	4
35	XDFZZ		39428	91841A029	.NUT,HEX.	4
36	XDFZZ		34712	E42289	.ENCLOSURE,LIGHT SW	1
37	XDFZZ		84256	ATS2-632	.NUT,INSERT.....	4
38	XDFZZ		39428	92146A540	.WASHER,LOCK	4
39	XDFZZ		34712	E42299	.PANEL.....	1
40	XDFZZ		26405	MS600A-XP-8-1A	.STRIP,MARKER	1
41	XDFZZ		26405	600-GP-08	.BLOCK,TERMINAL.....	1
42	XDFZZ		39428	90604A196	.SCREW,PAN HEAD	4
43	PAFZZ	5930-00-655-4247	96906	MS24524-22	.SWITCH,TOGGLE	1
44	XDFZZ		34712	E46529-1	.ENCLOSURE, BILGE	2
END OF FIGURE						

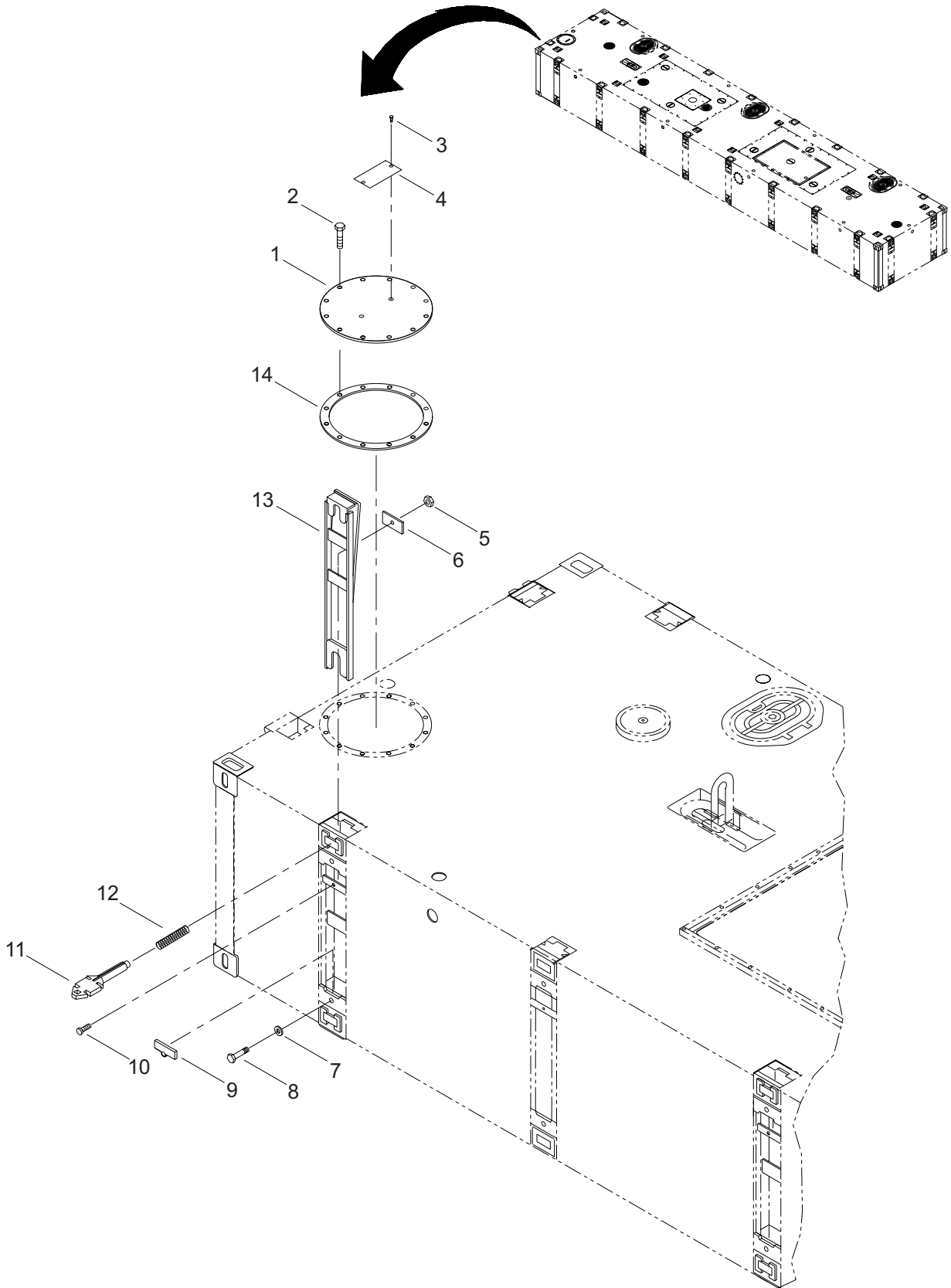


Figure 28. Propulsion Module Structure (Sheet 1 of 6)

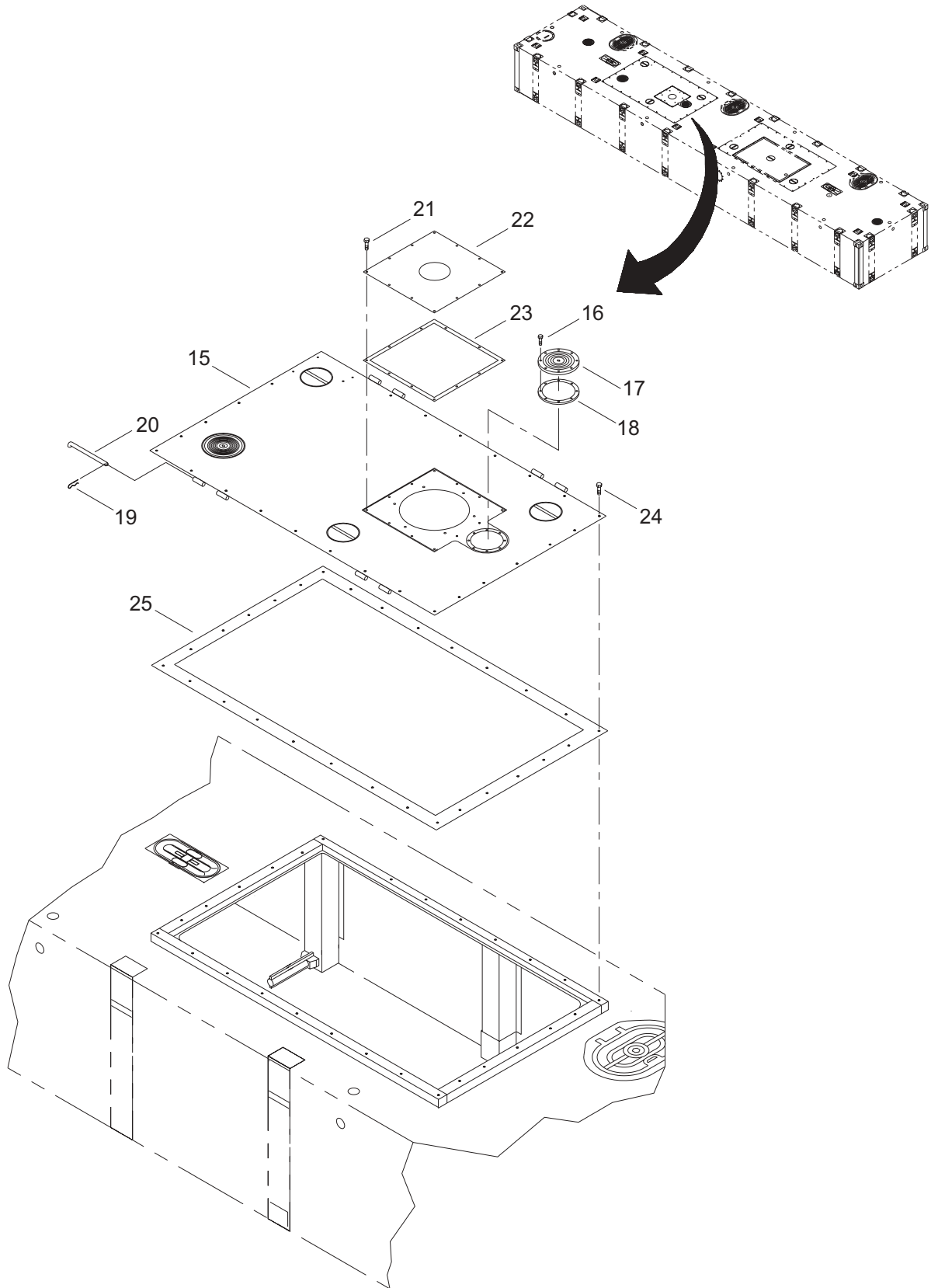


Figure 28. Propulsion Module Structure (Sheet 2 of 6)

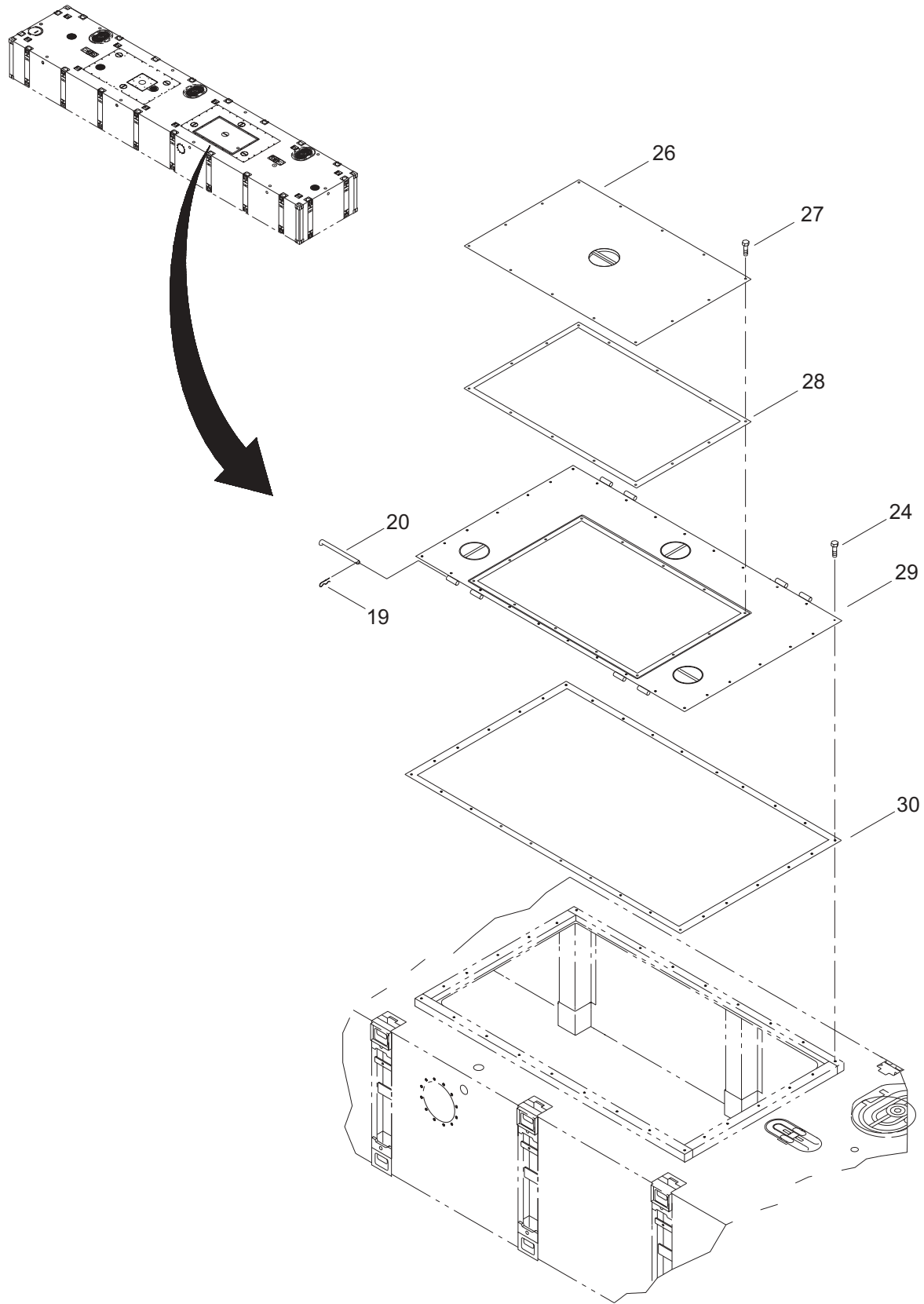


Figure 28. Propulsion Module Structure (Sheet 3 of 6)

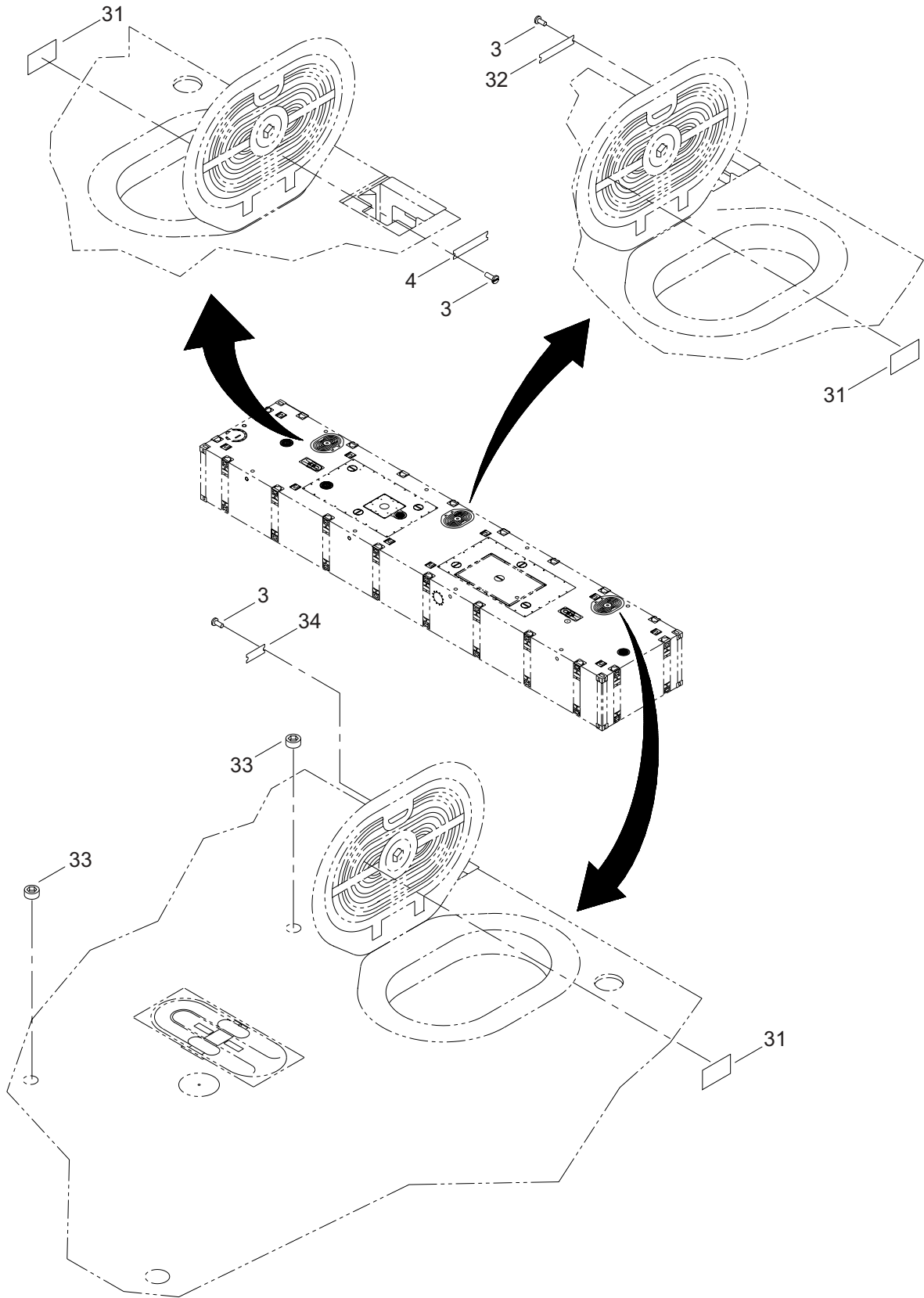


Figure 28. Propulsion Module Structure (Sheet 4 of 6)

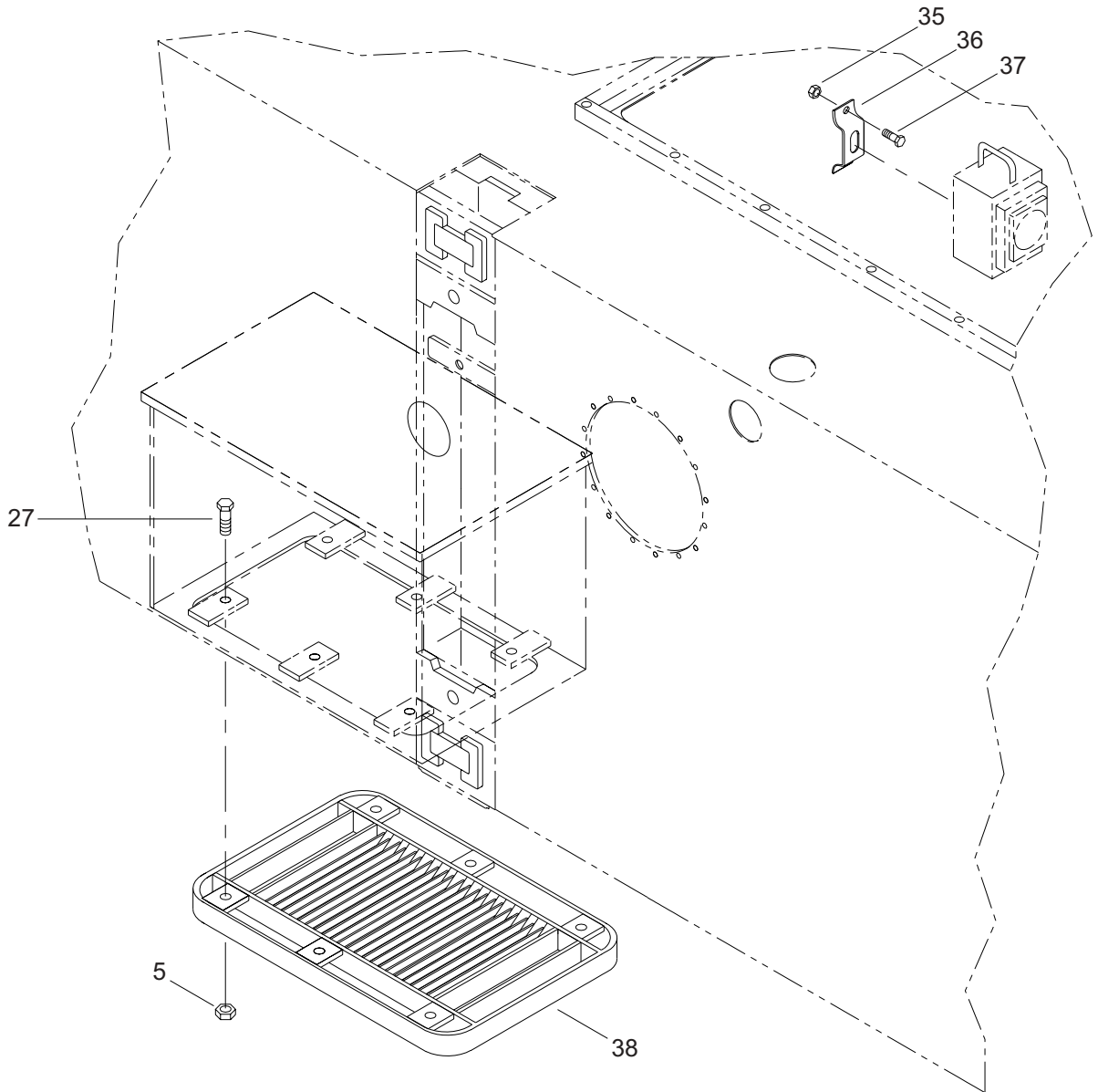


Figure 28. Propulsion Module Structure (Sheet 5 of 6)

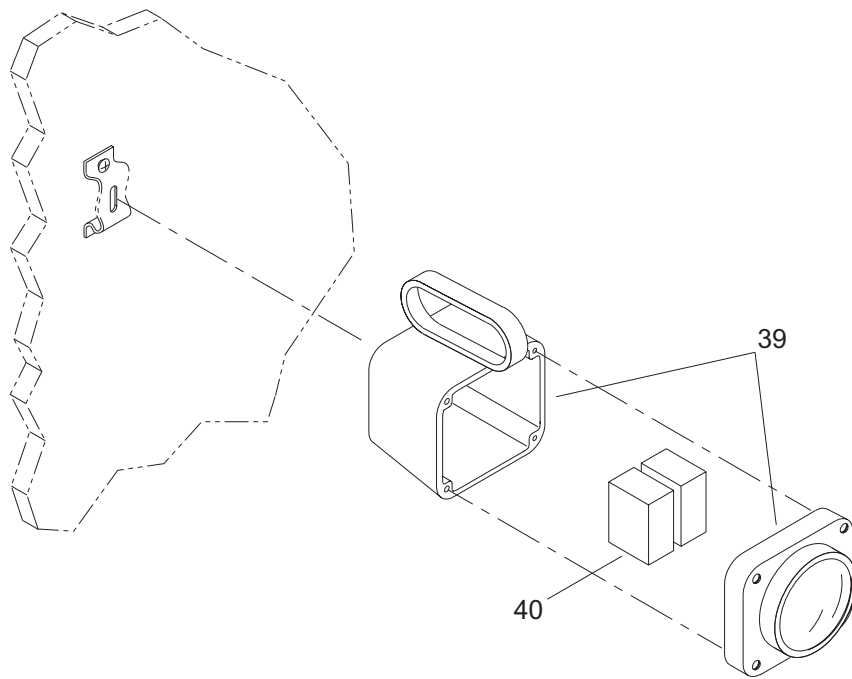


Figure 28. Propulsion Module Structure (Sheet 6 of 6)

(1) ITEM NO.	(2) SMR CODE	(3) NSN	(4) CAGEC	(5) PART NUMBER	(6) DESCRIPTION AND USABLE ON CODE (UOC)	(7) QTY
					GROUP 01	
					FIG. 28 PROPULSION MODULE STRUCTURE	
1	XDOZZ		34712	E13461	PLATE, COVER	1
2	XDOZZ		39428	92240A715	SCREW,CAP,HEX HEAD.	12
3	XDOZZ		39428	91654A144	SCREW, DRIVE	8
4	XDOZZ		34712	E23651	PLATE, ID	2
5	XDOZZ		39428	94805A125	NUT,JAM	26
6	XDOZZ		34712	E07531	PLATE, LOCKING	20
7	XDOZZ		39428	91525A140	WASHER, FLAT .38 NOM. 316 SST	20
8	XDOZZ		39428	93190A619	CAPSCREW, HEX HEAD .375-16 X .50 316 SST	20
9	XDOZZ		34712	E42188	ANODE, ZINC	20
10	XDOZZ		39428	93190A722	BOLT,HEX	20
11	XDOZZ		34712	E04222	MCF, CONN, INTLK.	20
12	XDOZZ		34712	E04251	SPRING, PIN	20
13	XDOZZ		34712	E04282	GUILLOTINE, INTCON	20
14	XDOZZ		34712	E13728	GASKET.	1
15	XDOZZ		34712	E11992	HATCH, THRUSTER	1
16	XAOZZ		39428	92240A626	CAPSCREW, HEX HD.	8
17	XAOZZ		34712	E30121	PLATE, COVER	1
18	XAOZZ		34712	E30131	GASKET, COVER	1
19	XAOZZ		39428	92391A778	COTTER,HAIRPIN.	8
20	XAOZZ		34712	E41111	PIN,HINGE	8
21	XDOZZ		39428	92240A628	SCREW,CAP,HEX HEAD.	12
22	XDOZZ		34712	E20132	STORAGE COVER	1
23	XDOZZ		34712	E18941	GASKET, FAN MOUNT	1
24	XDOZZ		39428	92210A718	SCREW,CAP,FLAT HEAD	58
25	XDOZZ		34712	E12111	GASKET, HATCH.	1
26	XDOZZ		34712	E13742	PLATE, HATCH	1
27	XDOZZ		39428	92240A718	SCREW,CAP,HEX HEAD.	20
28	XDOZZ		34712	E20191	GASKET, CAB	1

(1) ITEM NO.	(2) SMR CODE	(3) NSN	(4) CAGEC	(5) PART NUMBER	(6) DESCRIPTION AND USABLE ON CODE (UOC)	(7) QTY
29	XDOZZ		34712	E11712	HATCH, ENGINE ROOM.....	1
30	XDOZZ		34712	E12091	GASKET, HATCH.....	1
31	XDOZZ		34712	E50158	PLATE,LABEL	3
32	XDOZZ		34712	E23661	PLATE, IDENTIFICATION	1
33	XDOZZ		34712	0006651	PLUG, SOCKET	2
34	XDOZZ		34712	E23671	PLATE, IDENTIFICATION	1
35	XDOZZ		39428	91845A031	NUT, HEXAGON	6
36	XDOZZ		4A966	SYM. 2438	FIXTURE,BRACKET,LAN	3
37	XDOZZ		39428	92240A619	SCREW,CAP,HEX HEAD.....	6
38	XDOZZ		34712	E18452	GRATING.....	1
39	XDOZZ		4A966	SYM. 100.2	LANTERN,BATTLE	3
40	XDOZZ		1VZM8	27C4887	BATTERY.....	6
END OF FIGURE						

1
2 Thru 12

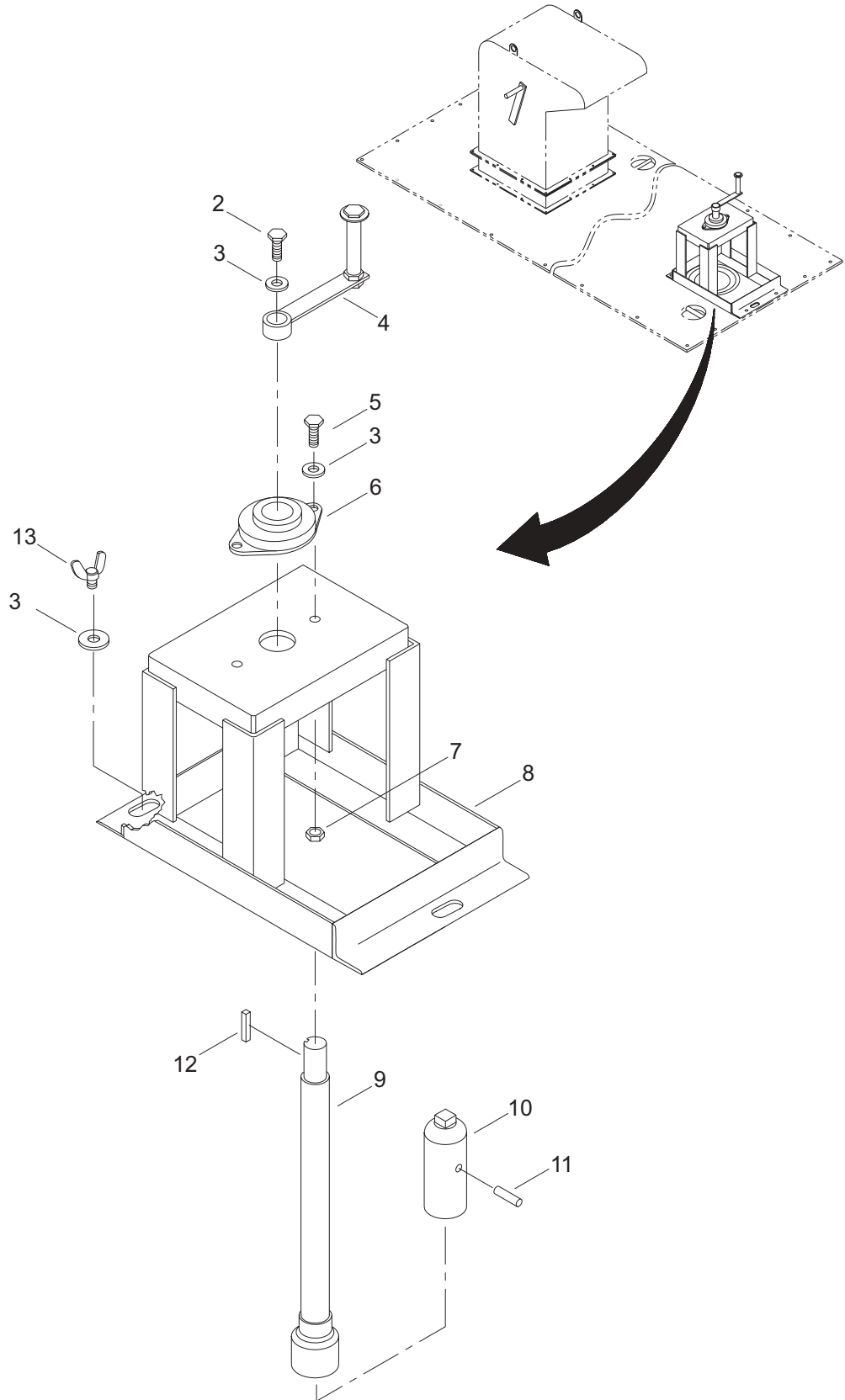


Figure 29. Emergency Steering System

(1) ITEM NO.	(2) SMR CODE	(3) NSN	(4) CAGEC	(5) PART NUMBER	(6) DESCRIPTION AND USABLE ON CODE (UOC)	(7) QTY
					GROUP 01	
					FIG. 29 EMERGENCY STEERING SYSTEM	
1	XDOOO		34712	E24103	MCF EMER STEERING.	1
2	PAOZZ	5305-01-482-6298	39428	92240A624	.SCREW,CAP,HEXAGON HD	1
3	XDOZZ		39428	92141A031	.WASHER.	6
4	XDOZZ		34712	E24753	.HANDLE, ASSEMBLY	1
5	XDOZZ		39428	92240A628	.SCREW,CAP,HEX HEAD	2
6	XDOZZ		71956	124183	.BEARING, FLANGE	1
7	XDOZZ		39428	91845A031	.NUT, HEXAGON.	2
8	XDOZZ		34712	E24742	.SUPPORT, WELDMENT.	1
9	XDOZZ		34712	E24763	.DRIVESHAFT ASSEMBLY	1
10	XDOZZ		34712	E27421	.ADAPTOR.	1
11	XDOZZ		39428	92311A534	.SCREW,SET.	1
12	XDOZZ		34712	E28911	.KEY.	1
13	XDOZZ		39428	92001A339	NUT,WING.	3
END OF FIGURE						

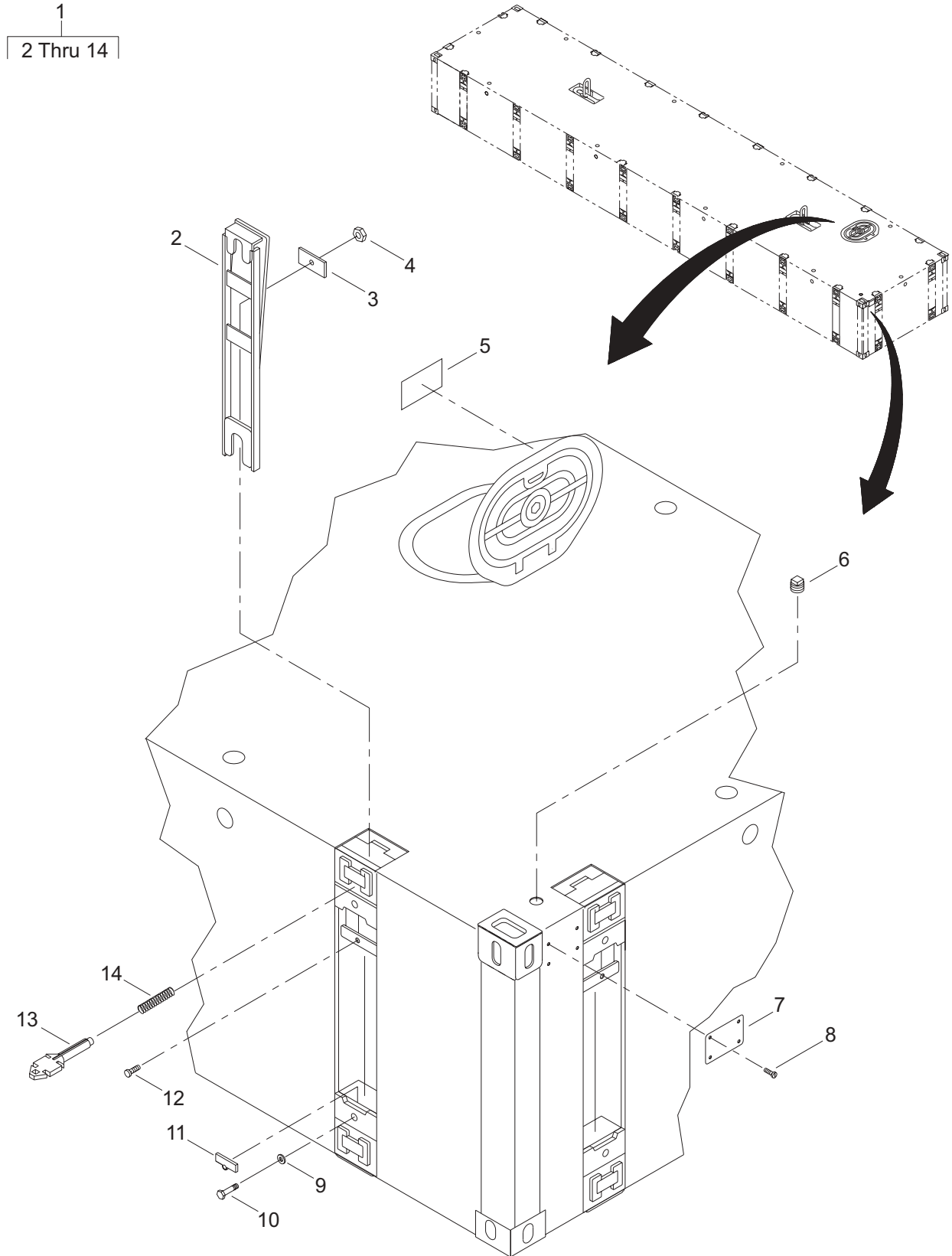


Figure 30. Center Module

(1) ITEM NO.	(2) SMR CODE	(3) NSN	(4) CAGEC	(5) PART NUMBER	(6) DESCRIPTION AND USABLE ON CODE (UOC)	(7) QTY
GROUP 01						
FIG. 30 CENTER MODULE						
1	XDOLL		34712	E36143	SECTIONAL,PONTOON CENTER MODULE	1
2	XDOZZ		34712	E04282	.GUILLOTINE, INTCON.	20
3	XDOZZ		34712	E07531	.PLATE, LOCKING.	20
4	XDOZZ		34928	94805A125	.NUT,JAM.	20
5	XDOZZ		34712	E50158	.PLATE,LABEL.	1
6	XDOZZ		34712	E07218	.PLUG, PIPE.	3
7	XDOZZ		34712	E13011-1	.PLATE,IDENT.	1
8	XDOZZ		39428	91654A144	.SCREW, DRIVE	4
9	XDOZZ		39428	91525A140	.WASHER, FLAT .38 NOM. 316 SST	20
10	XDOZZ		39428	93190A619	.CAPSCREW, HEX HEAD .375-16 X .50 316 SST	20
11	XDOZZ		34712	E42188	.ANODE, ZINC.	20
12	XDOZZ		39428	93190A722	.BOLT,HEX	20
13	XDOZZ		34712	E04222	.MCF,CONNECTOR,INTLK	20
14	XDOZZ		34712	E04251	.PIN,SPRING	20
END OF FIGURE						

1
2 Thru 13

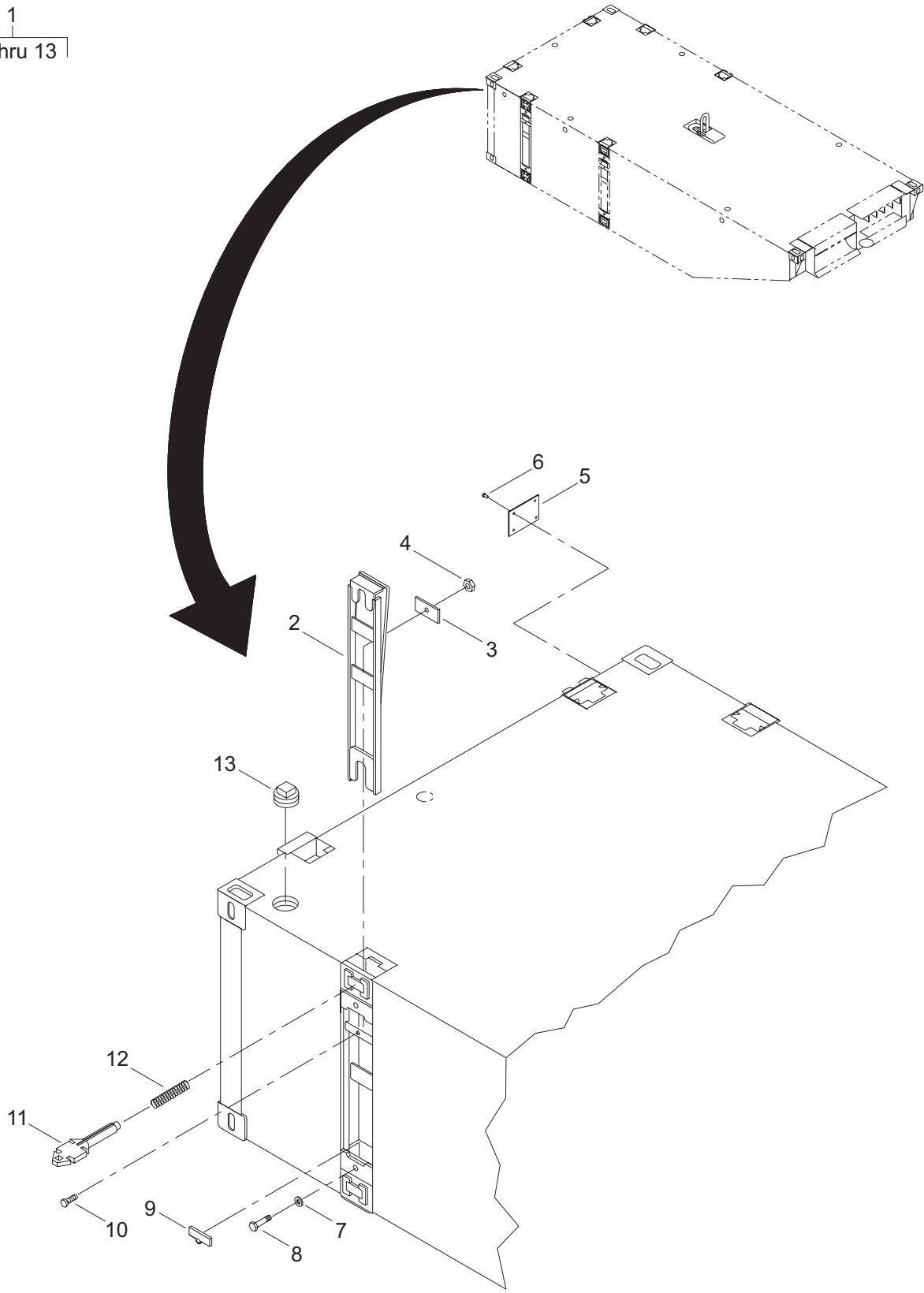


Figure 31. Center End Rake

(1) ITEM NO.	(2) SMR CODE	(3) NSN	(4) CAGEC	(5) PART NUMBER	(6) DESCRIPTION AND USABLE ON CODE (UOC)	(7) QTY
GROUP 01						
FIG. 31 CENTER END RAKE						
1	XDOLL		34712	E39163	SECTIONAL,PONTOON CENTER RAKE	1
2	XDOZZ		34712	E04282	.GUILLOTINE, INTCON.....	6
3	XDOZZ		34712	E07531	.PLATE, LOCKING.....	6
4	XDOZZ		39428	94805A125	.NUT,JAM.....	6
5	XDOZZ		34712	E13011-3	.PLATE,IDENT.....	1
6	XDOZZ		39428	91654A144	.SCREW, DRIVE	4
7	XDOZZ		39428	91525A140	.WASHER, FLAT .38 NOM. 316 SST	6
8	XDOZZ		39428	93190A619	.CAPSCREW, HEX HEAD .375-16 X .50 316 SST	6
9	XDOZZ		34712	E42188	.ANODE, ZINC.....	6
10	XDOZZ		39428	93190A722	.BOLT,HEX.....	6
11	XDOZZ		34712	E04222	.MCF,CONNECTOR,INTLK.....	6
12	XDOZZ		34712	E04251	.PIN,SPRING.....	6
13	XDOZZ		34712	E07218	.PLUG, PIPE.....	1
END OF FIGURE						

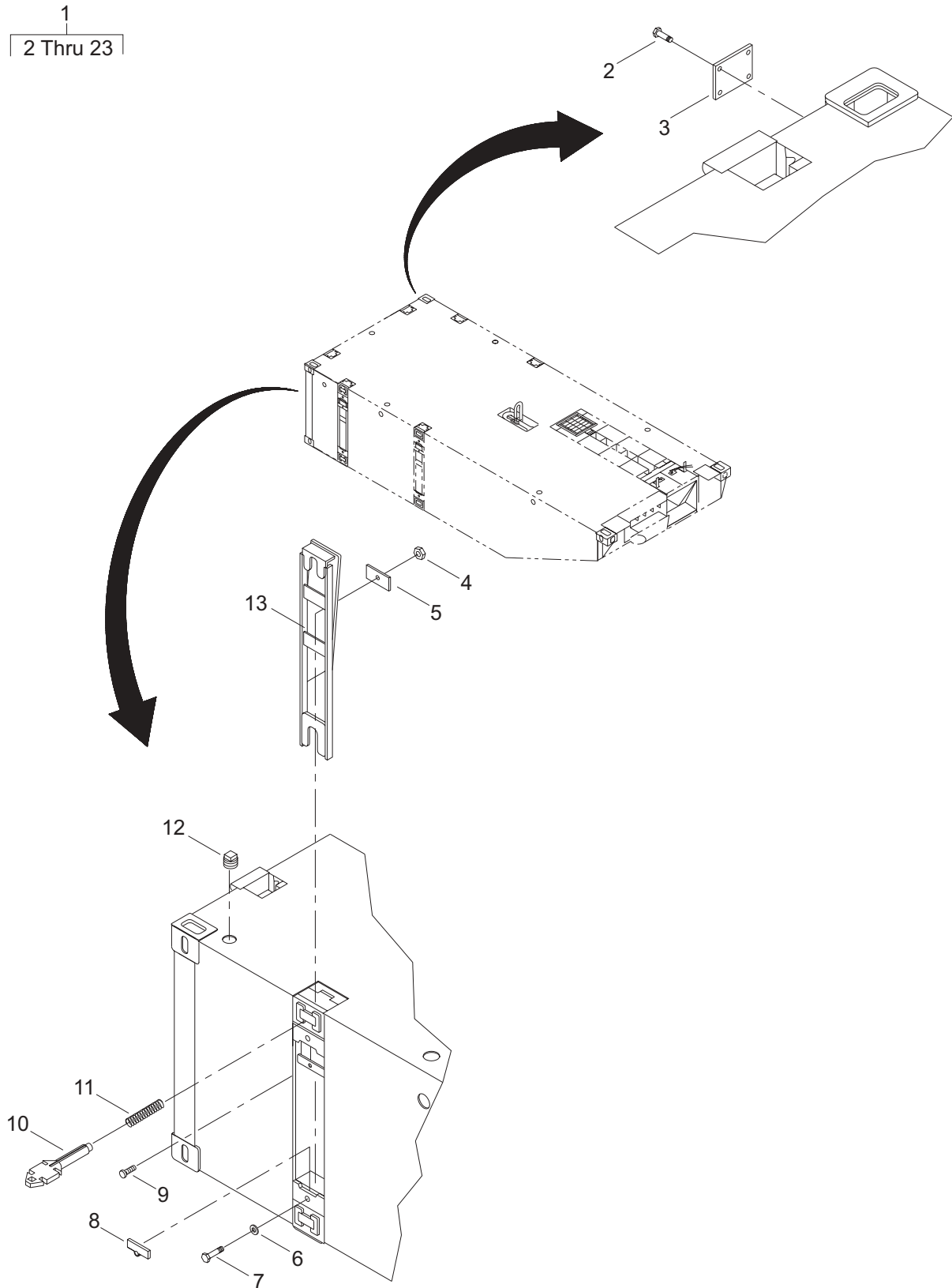


Figure 32. Left End Rake (Sheet 1 of 3)

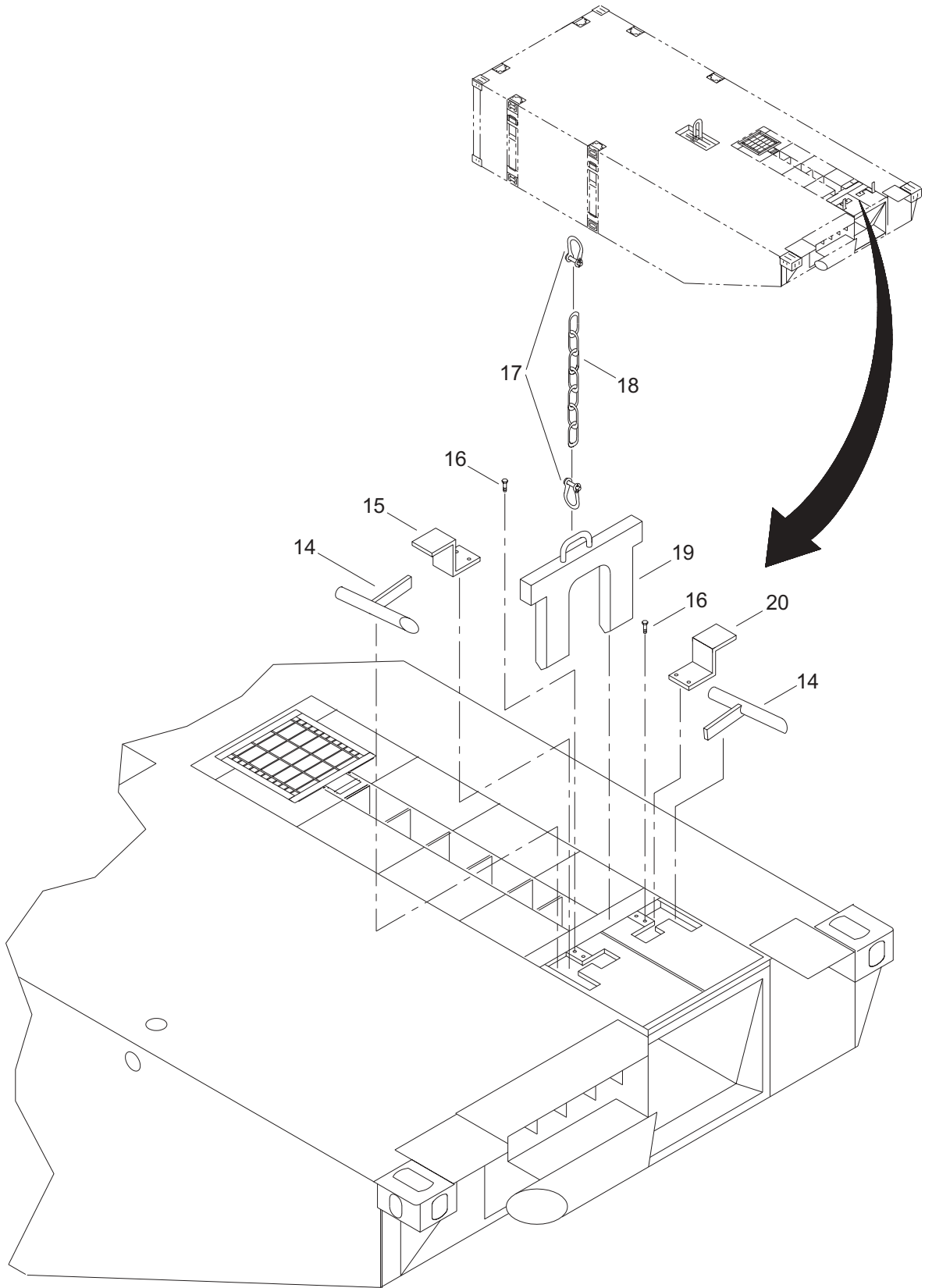


Figure 32. Left End Rake (Sheet 2 of 3)

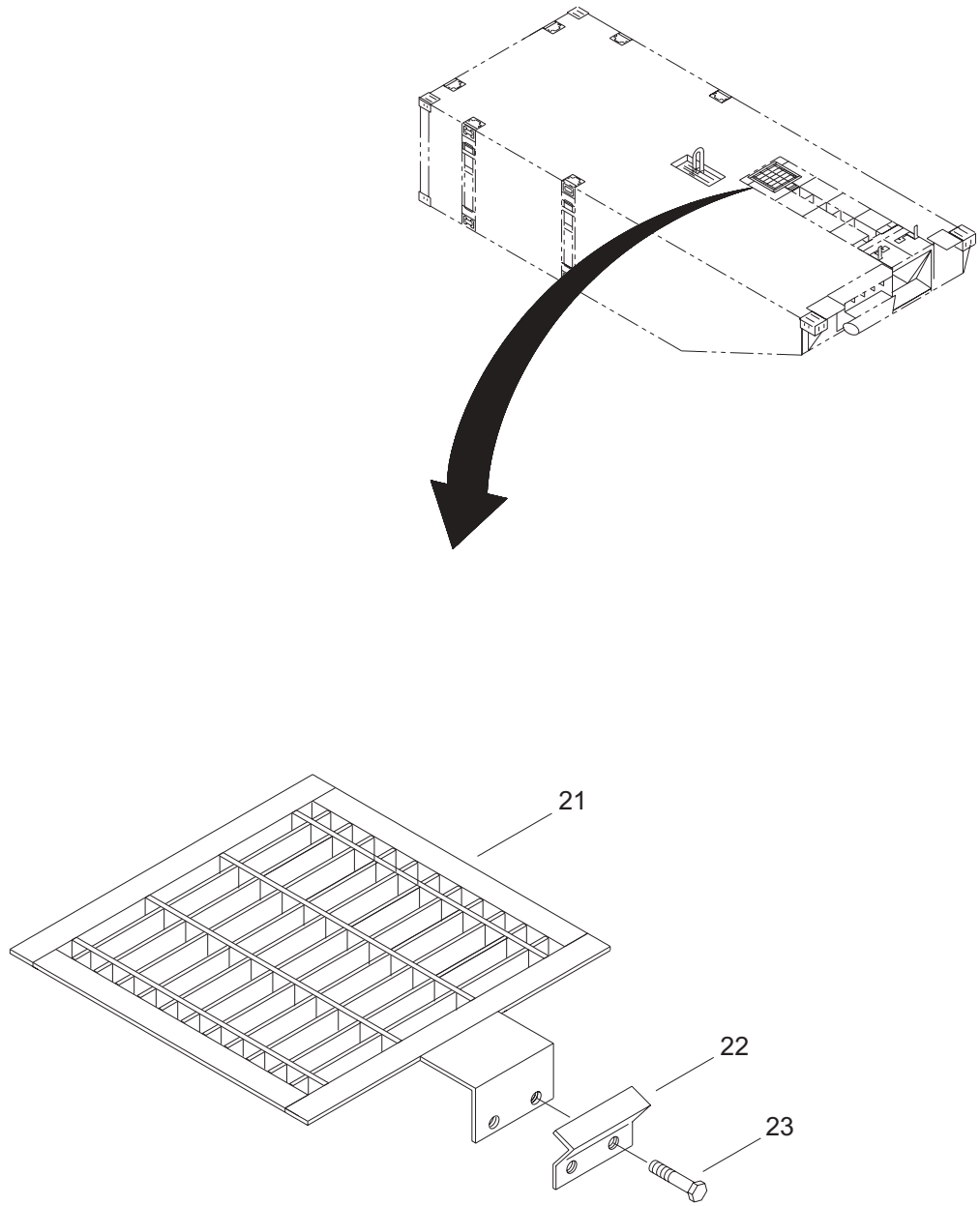


Figure 32. Left End Rake (Sheet 3 of 3)

(1) ITEM NO.	(2) SMR CODE	(3) NSN	(4) CAGEC	(5) PART NUMBER	(6) DESCRIPTION AND USABLE ON CODE (UOC)	(7) QTY
GROUP 01						
FIG. 32 LEFT END RAKE						
1	XDOLL		34712	E36153	SECTIONAL,PONTOON LEFT END RAKE	1
2	XDOZZ		39428	91654A144	.SCREW, DRIVE	4
3	XDOZZ		34712	E13011-2	.PLATE,IDENT	1
4	XDOZZ		39428	94805A125	.NUT,JAM	6
5	XDOZZ		34712	E07531	.PLATE, LOCKING	6
6	XDOZZ		39428	91525A140	.WASHER, FLAT .38 NOM. 316 SST	6
7	XDOZZ		39428	93190A619	.CAPSCREW, HEX HEAD .375-16 X .50 316 SST	6
8	XDOZZ		34712	E42188	.ANODE, ZINC	6
9	XDOZZ		39428	93190A722	.BOLT,HEX	6
10	XDOZZ		34712	E04222	.MCF,CONNECTOR,INTLK	6
11	XDOZZ		34712	E04251	.PIN,SPRING	6
12	XDOZZ		34712	E07218	.PLUG, PIPE	1
13	XDOZZ		34712	E04282	.GUILLOTINE, INTCON	6
14	XDOZZ		34712	E04842	.CHUTE BOLT ASSEMBLY	2
15	XDOZZ		34712	E38082	.COVER,BOLT,LEFT	1
16	XDOZZ		39428	93190A626	.SCREW,CAP,HEX HEAD	4
17	XDOZZ		1FE47	1018026	.SHACKLE,ANCHOR	2
18	XDOZZ		34712	E06811	.CHAIN, COIL	1
19	PAOZZ	2540-01-495-8321	34712	E04872	.BRACKET,TOW HOOK	1
20	XDOZZ		34712	E38052	.COVER,BOLT,RIGHT	1
21	XDFZZ		34712	E05882	.HATCH, WELDMENT	1
22	XDFZZ		34712	E05942	.HINGE, HATCH ASSY	1
23	XDFZZ		39428	92240A626	.CAPSCREW, HEX HD	2
END OF FIGURE						

1
2 Thru 22

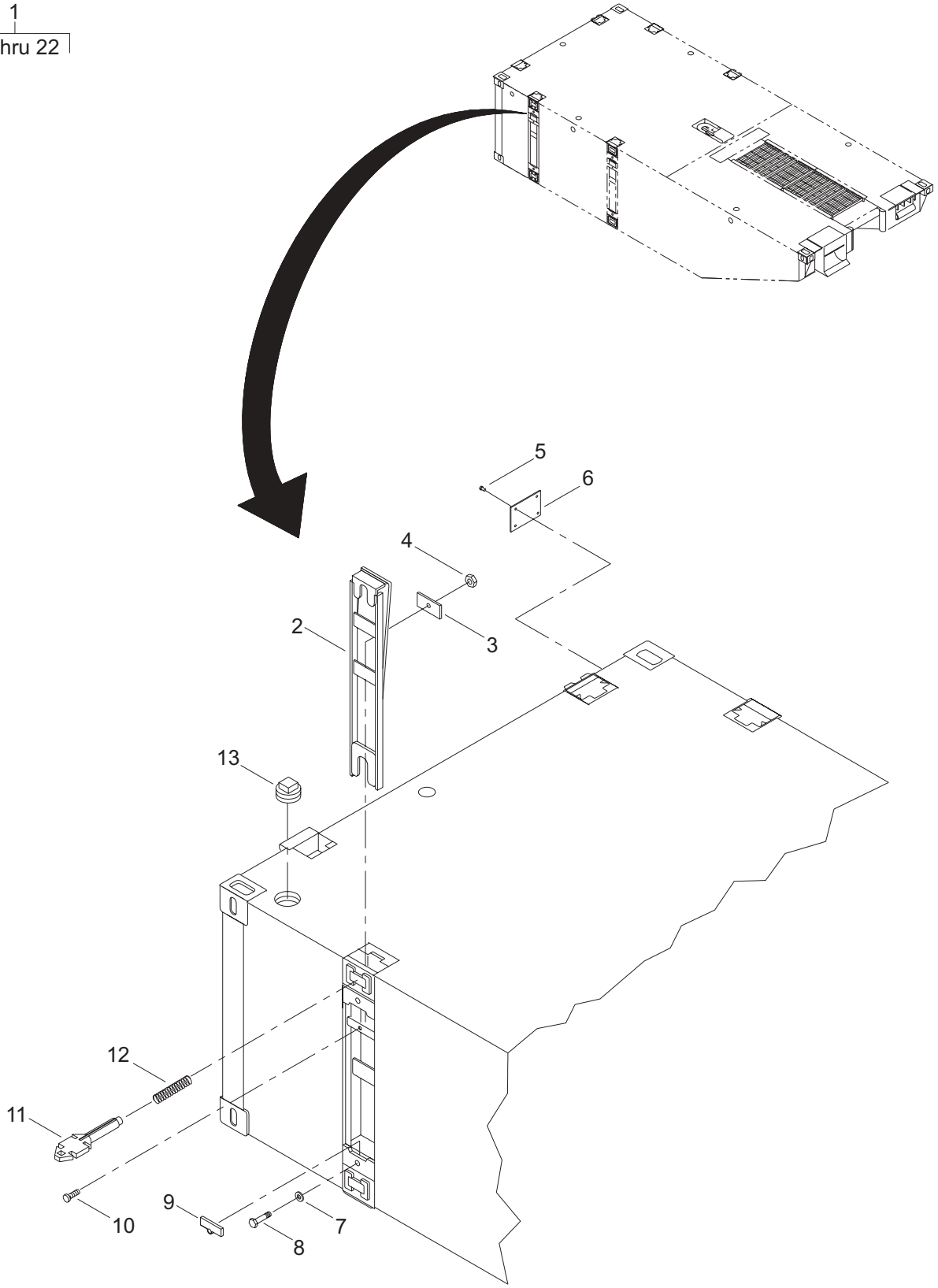


Figure 33. Center Stern Anchor End Rake (Sheet 1 of 3)

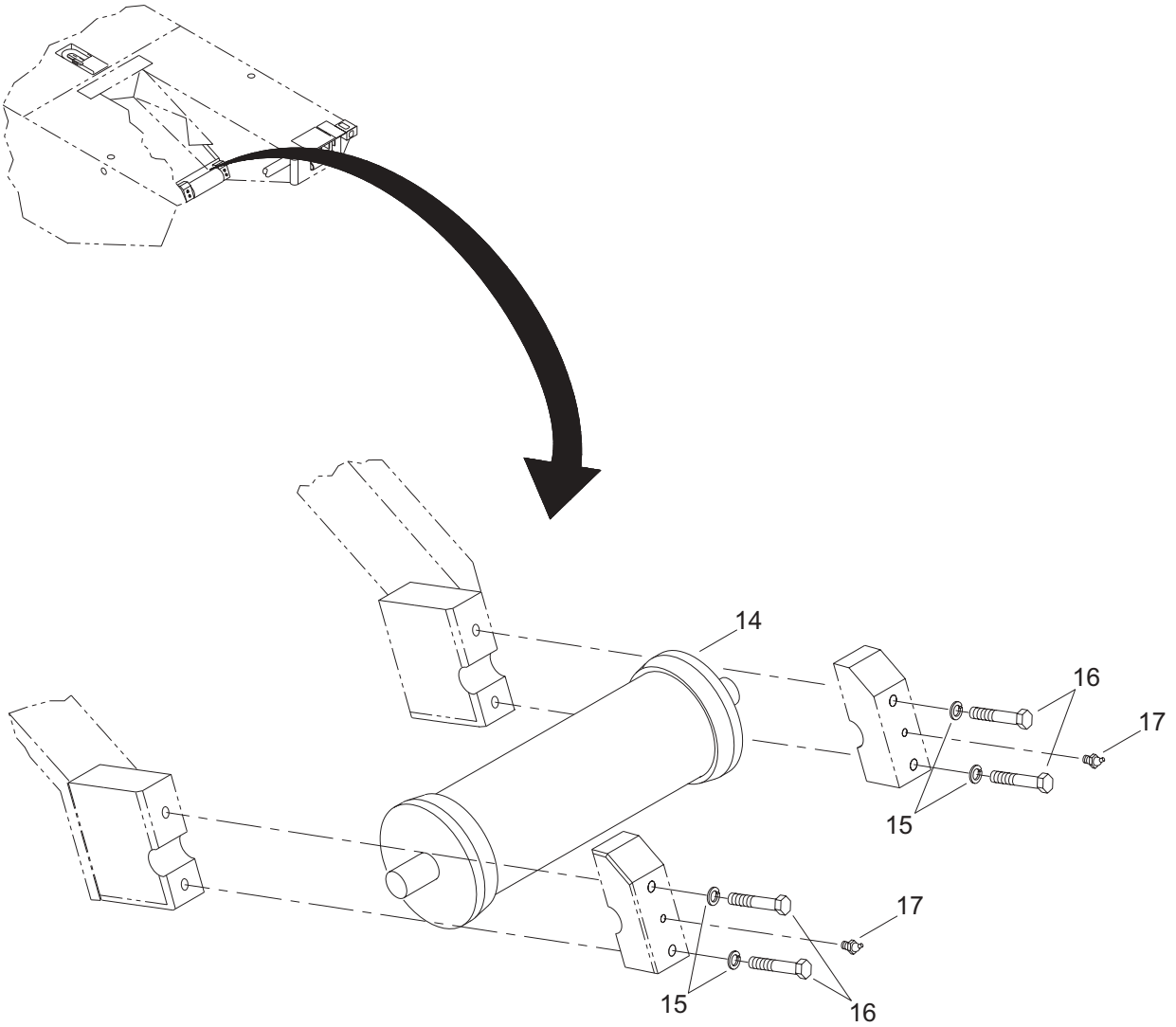


Figure 33. Center Stern Anchor End Rake (Sheet 2 of 3)

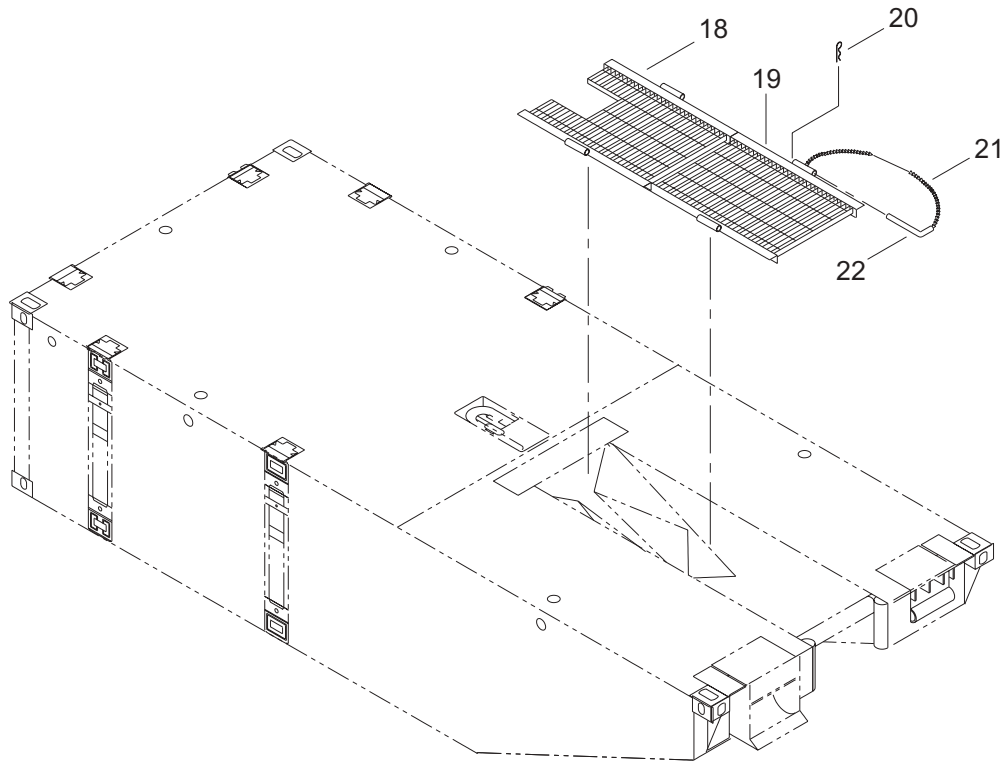


Figure 33. Center Stern Anchor End Rake (Sheet 3 of 3)

(1) ITEM NO.	(2) SMR CODE	(3) NSN	(4) CAGEC	(5) PART NUMBER	(6) DESCRIPTION AND USABLE ON CODE (UOC)	(7) QTY
GROUP 01						
FIG. 33 CENTER STERN ANCHOR END RAKE						
1	XDOLL		34712	E36163	SECTIONAL,PONTOON CENTER STERN RAKE	1
2	XDOZZ		34712	E04282	.GUILLOTINE, INTCON.....	6
3	XDOZZ		34712	E07531	.PLATE, LOCKING.....	6
4	XDOZZ		39428	94805A125	.NUT,JAM.....	6
5	XDOZZ		39428	91654A144	.SCREW, DRIVE	4
6	XDOZZ		34712	E13011-3	.PLATE,IDENT.....	1
7	XDOZZ		39428	91525A140	.WASHER, FLAT .38 NOM. 316 SST	6
8	XDOZZ		39428	93190A619	.CAPSCREW, HEX HEAD .375-16 X .50 316 SST	6
9	XDOZZ		34712	E42188	.ANODE, ZINC.....	6
10	XDOZZ		39428	93190A722	.BOLT,HEX.....	6
11	XDOZZ		34712	E04222	.MCF,CONNECTOR,INTLK.....	6
12	XDOZZ		34712	E04251	.PIN,SPRING.....	6
13	XDOZZ		34712	E07218	.PLUG, PIPE.....	1
14	XDOZZ		34712	E38012	.ROLLER.....	1
15	XDOZZ		39428	92147A035	.WASHER,LOCK.....	4
16	XDOZZ		39428	93190A858	.SCREW,CAP,HEX HEAD.....	4
17	XDOZZ		0FKM1	1921-S	.FITTING,GREASE.....	2
18	XDOZZ		34712	E49892	.GRATE,DECK.....	1
19	XDOZZ		34712	E38272	.GRATE,DECK.....	1
20	XDOZZ		39428	92375A300	.COTTER, HAIRPIN.....	4
21	XDOZZ		34712	E06811	.CHAIN, COIL.....	4
22	XDOZZ		34712	E49871	.PIN, HINGE.....	4
END OF FIGURE						

1
2 Thru 23

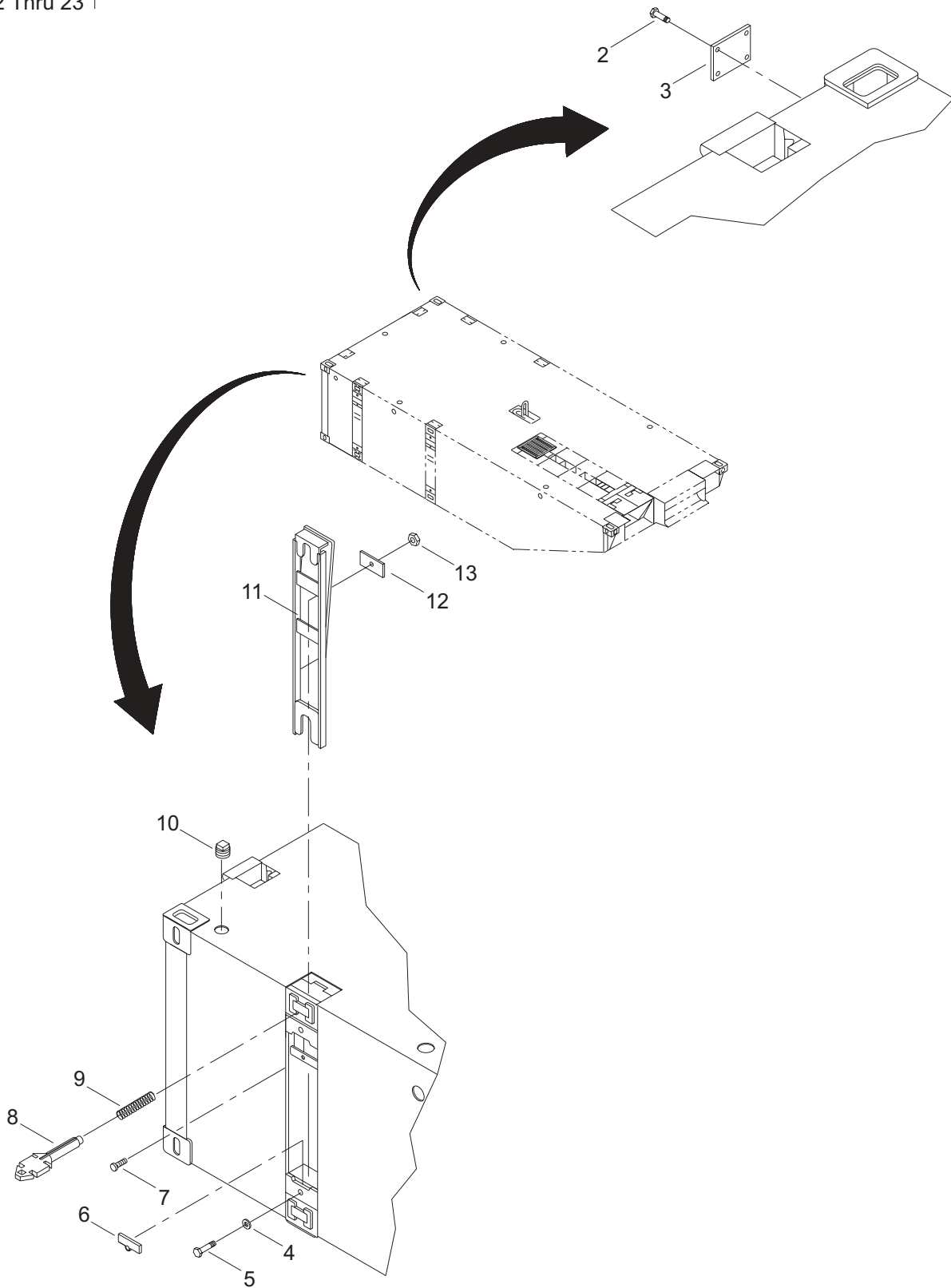


Figure 34. Right End Rake (Sheet 1 of 3)

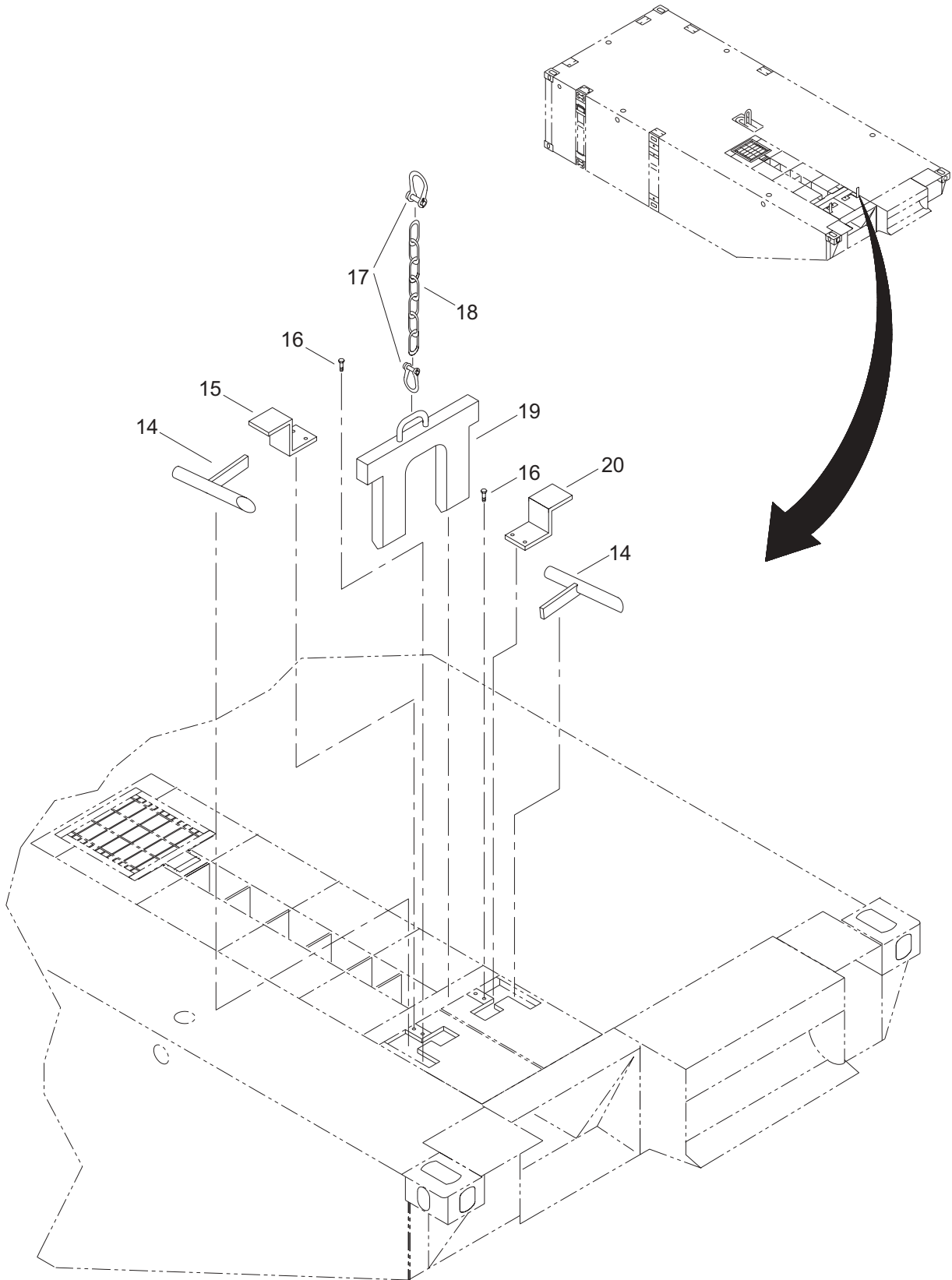


Figure 34. Right End Rake (Sheet 2 of 3)

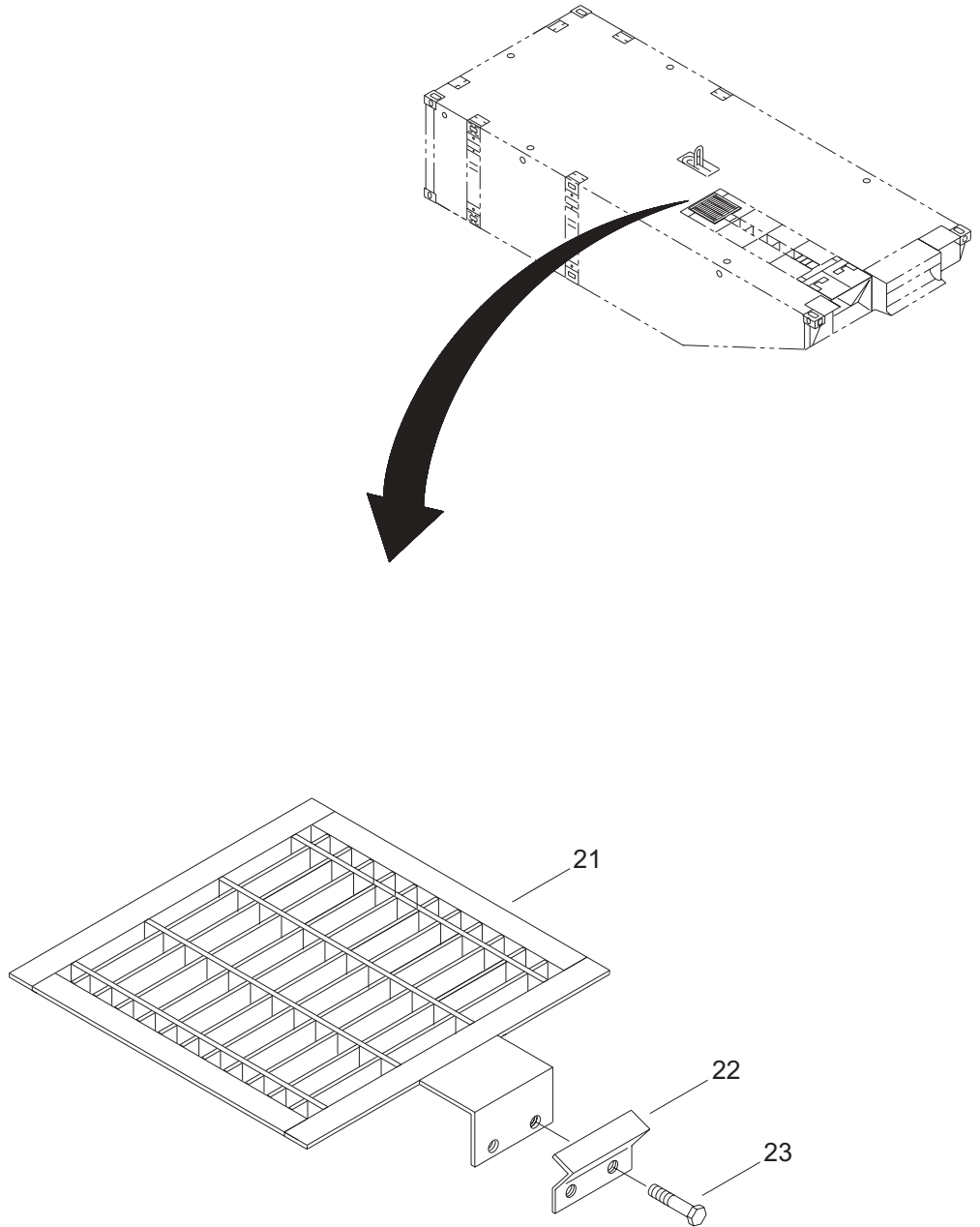


Figure 34. Right End Rake (Sheet 3 of 3)

(1) ITEM NO.	(2) SMR CODE	(3) NSN	(4) CAGEC	(5) PART NUMBER	(6) DESCRIPTION AND USABLE ON CODE (UOC)	(7) QTY
GROUP 01						
FIG. 34 RIGHT END RAKE						
1	XDOLL		34712	E36173	SECTIONAL,PONTOON RIGHT END RAKE	1
2	XDOZZ		39428	91654A144	.SCREW, DRIVE	4
3	XDOZZ		34712	E13011-4	.PLATE,IDENT	1
4	XDOZZ		39428	91525A140	.WASHER, FLAT .38 NOM. 316 SST	6
5	XDOZZ		39428	93190A619	.CAPSCREW, HEX HEAD .375-16 X .50 316 SST	6
6	XDOZZ		34712	E42188	.ANODE, ZINC	6
7	XDOZZ		39428	93190A722	.BOLT,HEX	6
8	XDOZZ		34712	E04222	.MCF,CONNECTOR,INTLK	6
9	XDOZZ		34712	E04251	.PIN,SPRING	6
10	XDOZZ		34712	E07218	.PLUG, PIPE	1
11	XDOZZ		34712	E04282	.GUILLOTINE, INTERCON	6
12	XDOZZ		34712	E07531	.PLATE, LOCKING	6
13	XDOZZ		39428	94805A125	.NUT,JAM	6
14	XDOZZ		34712	E04842	.CHUTE BOLT ASSEMBLY	2
15	XDOZZ		34712	E38082	.COVER,BOLT,LEFT	1
16	PAOZZ	5305-01-509-0161	39428	93190A624	.SCREW,CAP,HEXAGON HD	4
17	XDOZZ		1FE47	1018026	.SHACKLE,ANCHOR	2
18	XDOZZ		34712	E06811	.CHAIN, COIL	1
19	PAOZZ	2540-01-495-8321	34712	E04872	.BRACKET,TOW HOOK	1
20	XDOZZ		34712	E38052	.COVER,BOLT,RIGHT	1
21	XDFZZ		34712	E05882	.HATCH, WELDMENT	1
22	XDFZZ		34712	E05942	.HINGE, HATCH ASSY	1
23	XDFZZ		39428	93190A626	.SCREW,CAP,HEX HEAD	2
END OF FIGURE						

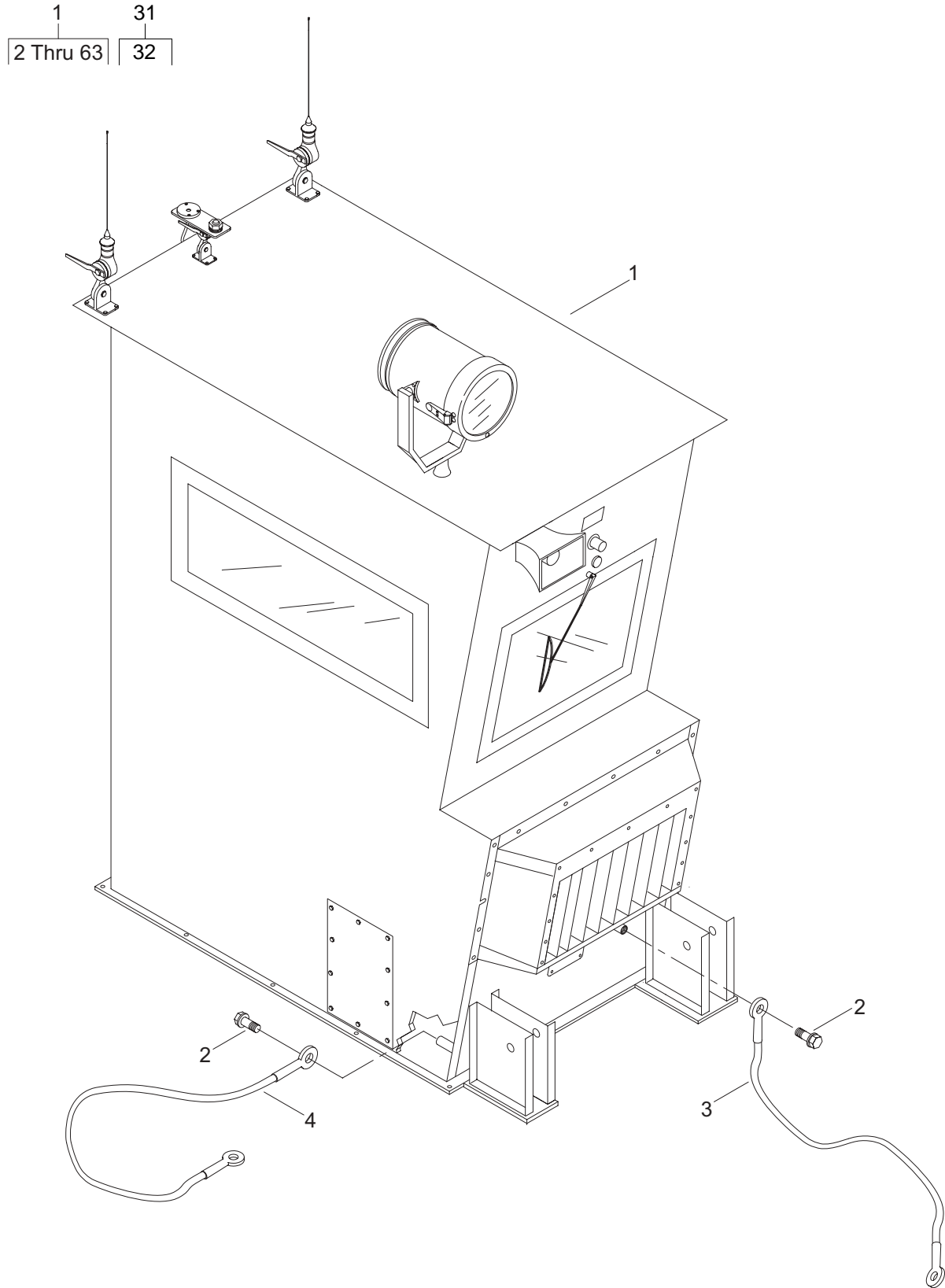


Figure 35. Operators Cab (Sheet 1 of 9)

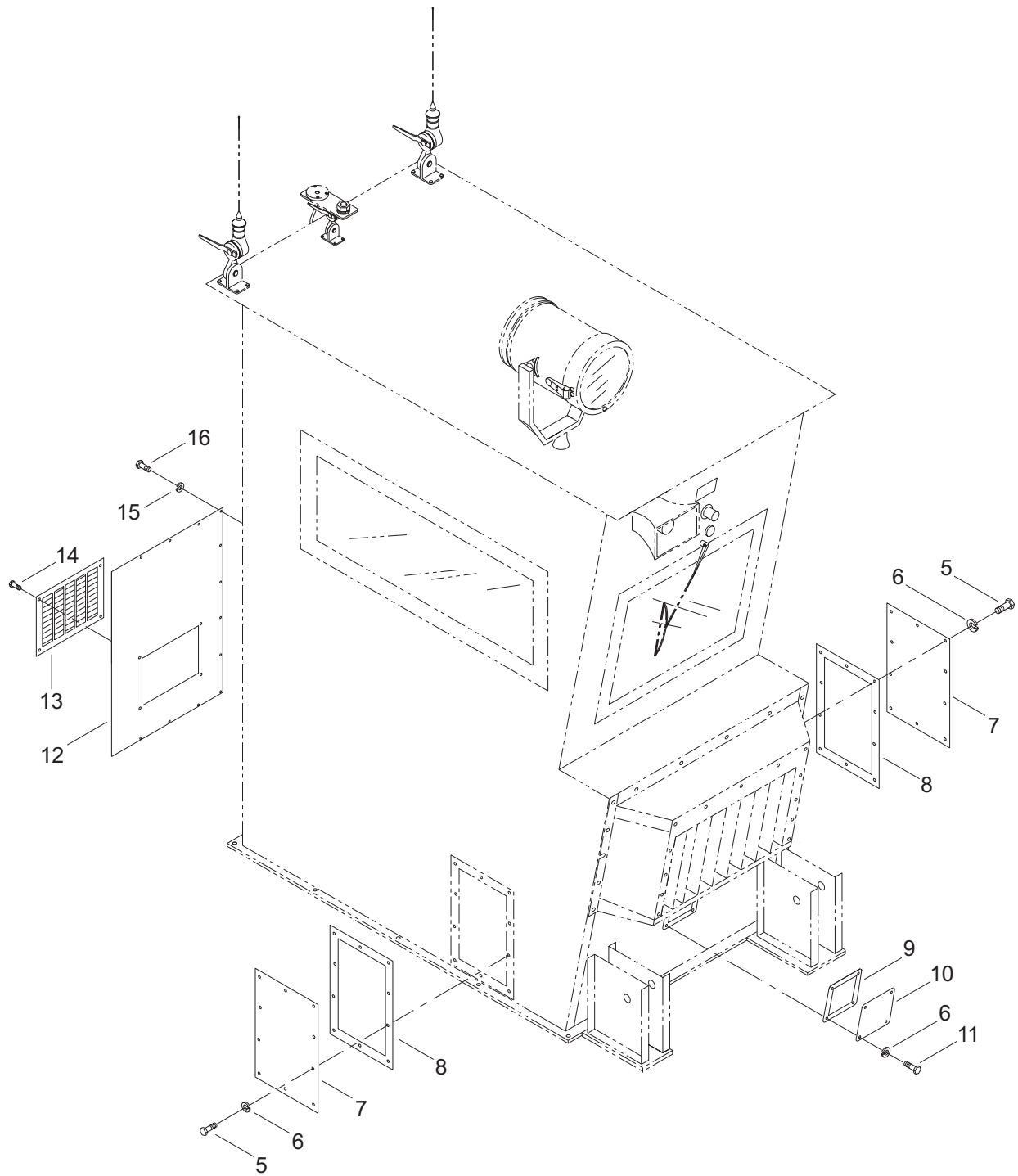


Figure 35. Operators Cab (Sheet 2 of 9)

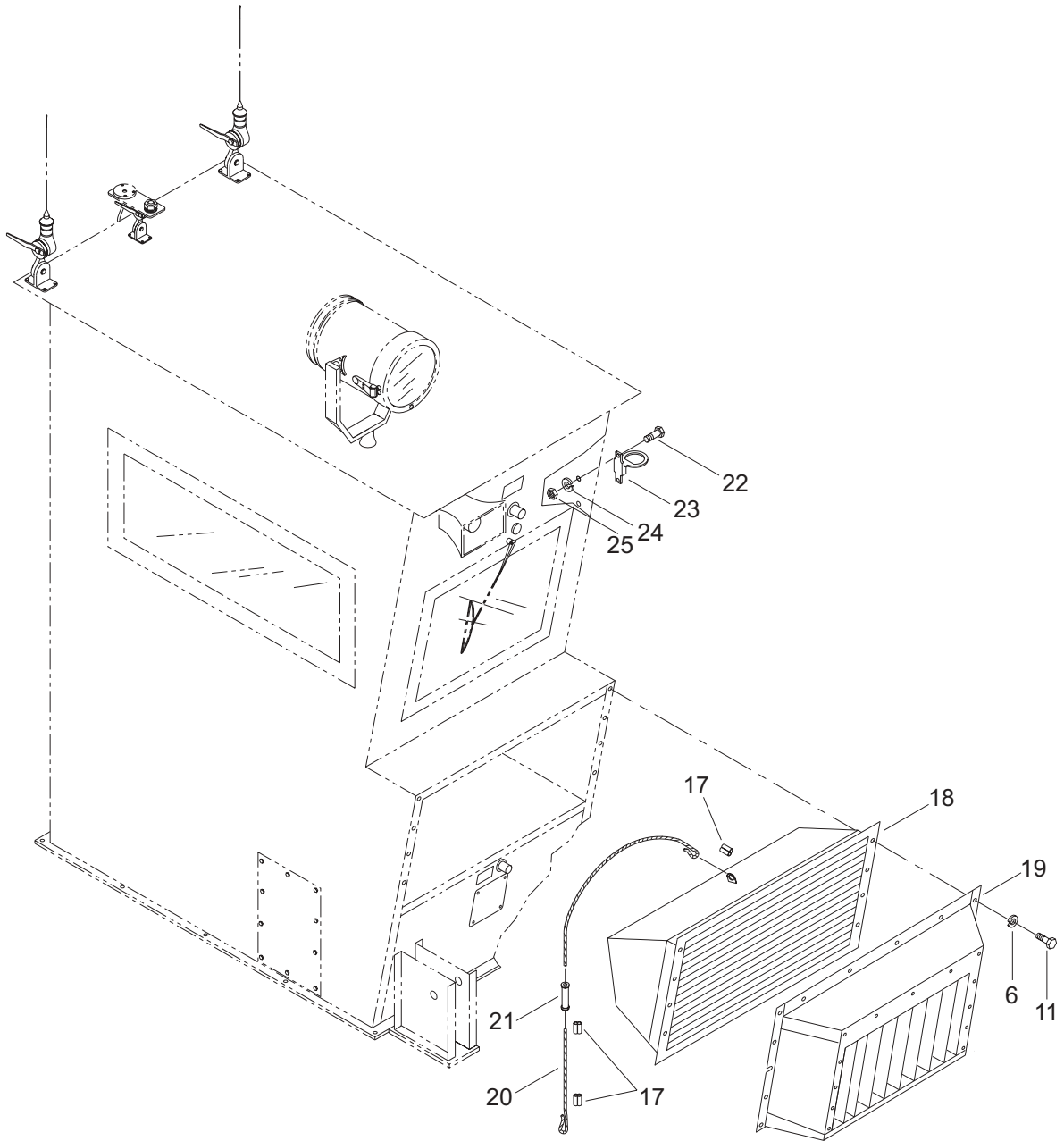


Figure 35. Operators Cab (Sheet 3 of 9)

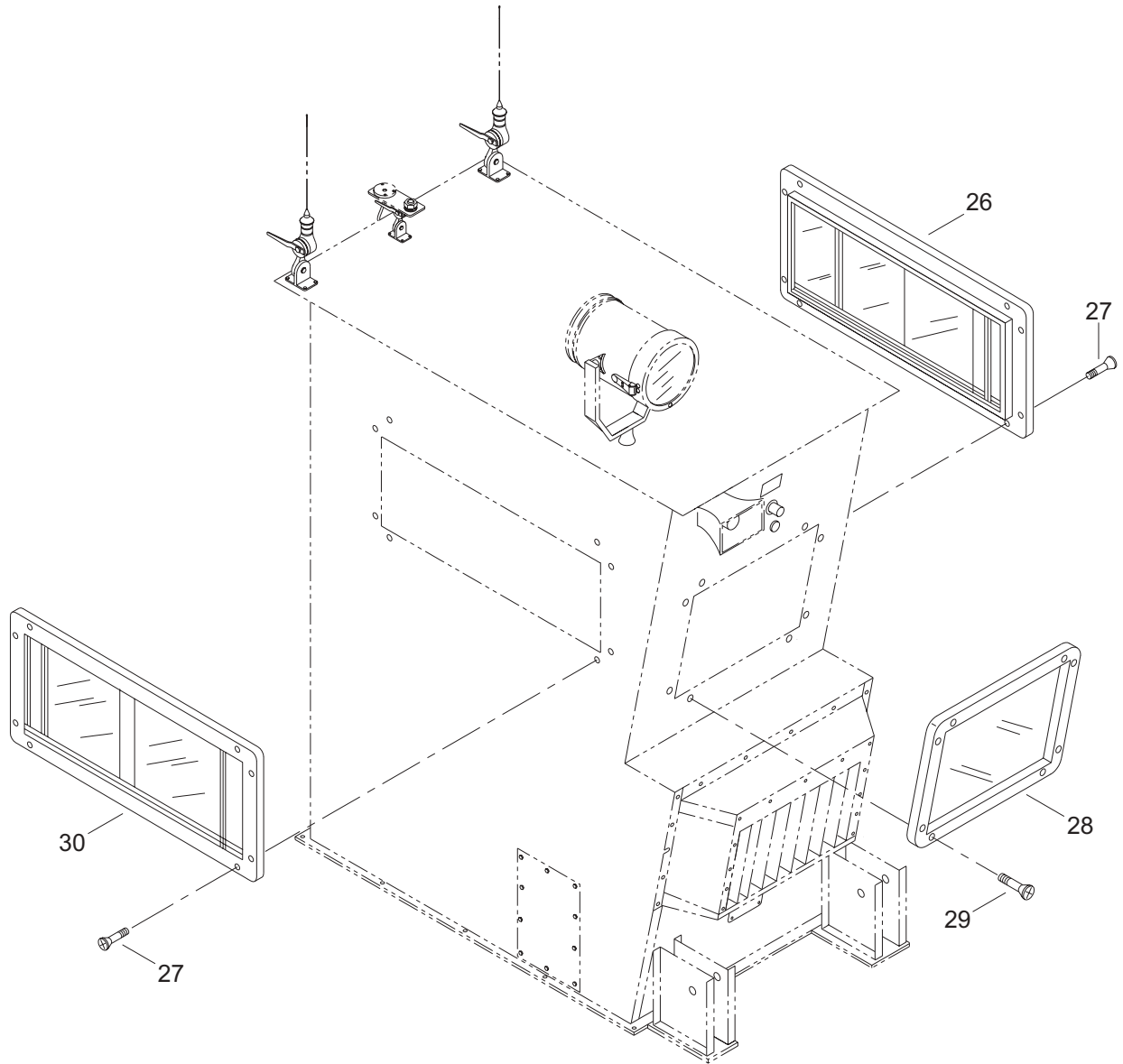


Figure 35. Operators Cab (Sheet 4 of 9)

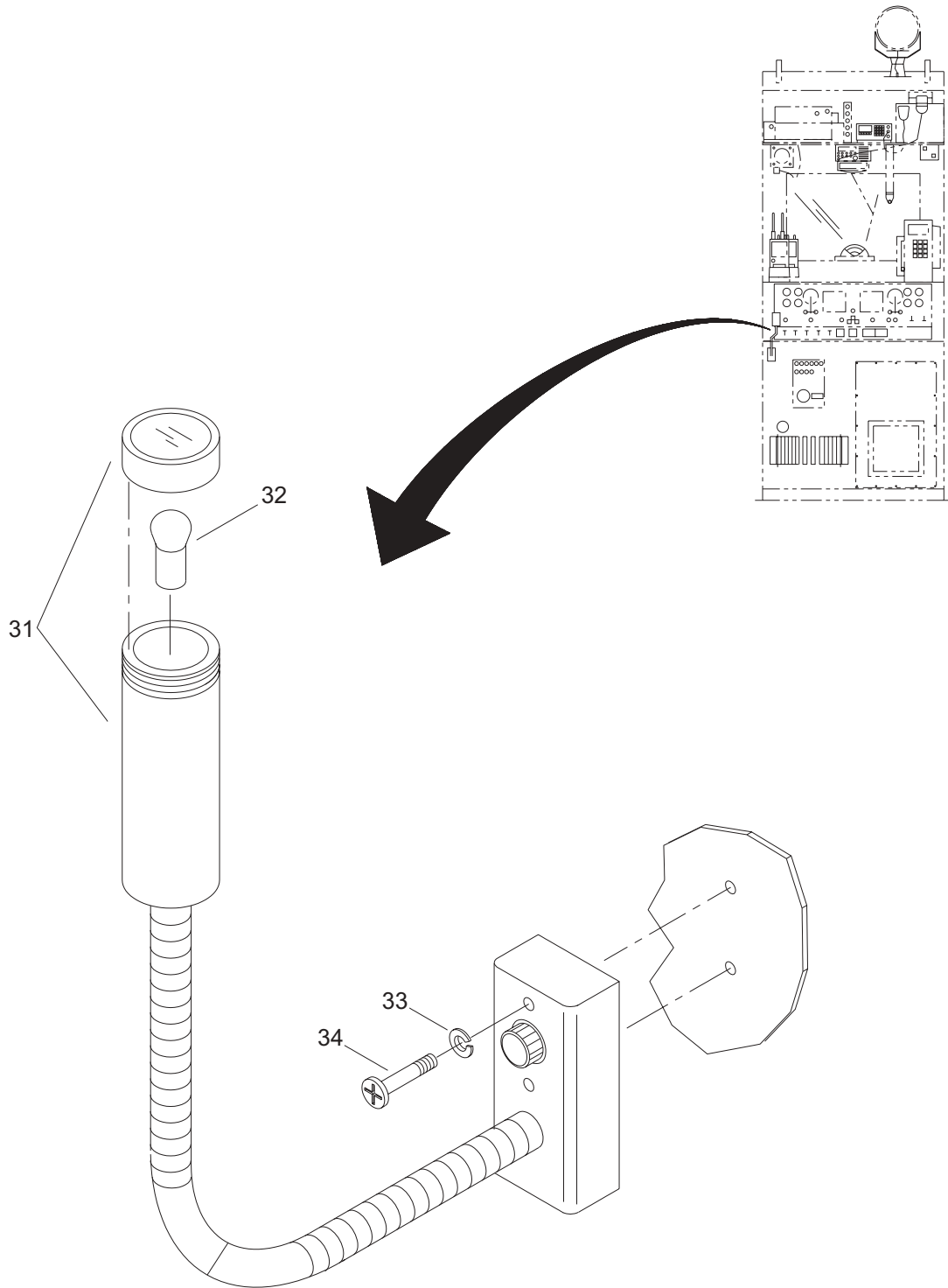


Figure 35. Operators Cab (Sheet 5 of 9)

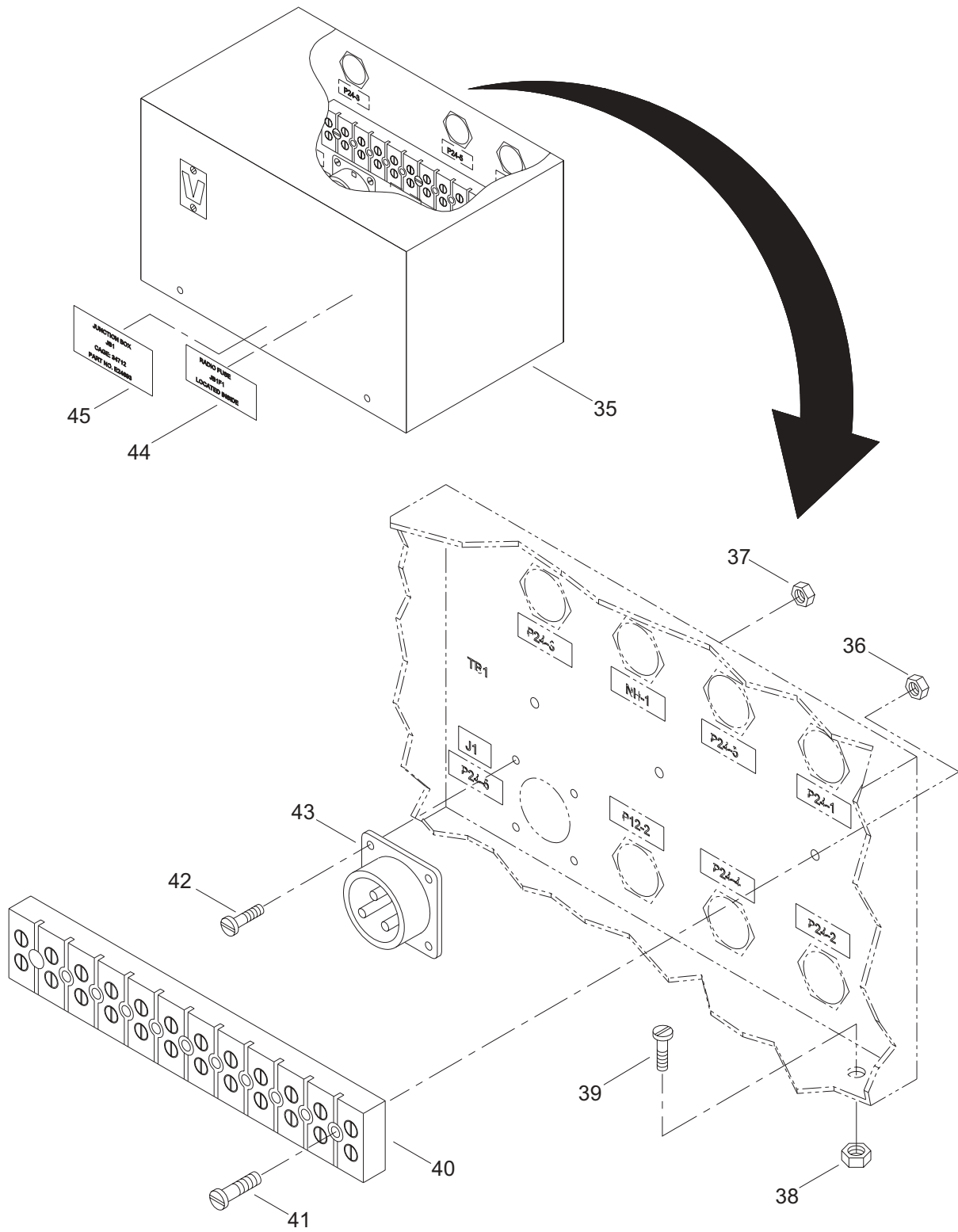


Figure 35. Operators Cab (Sheet 6 of 9)

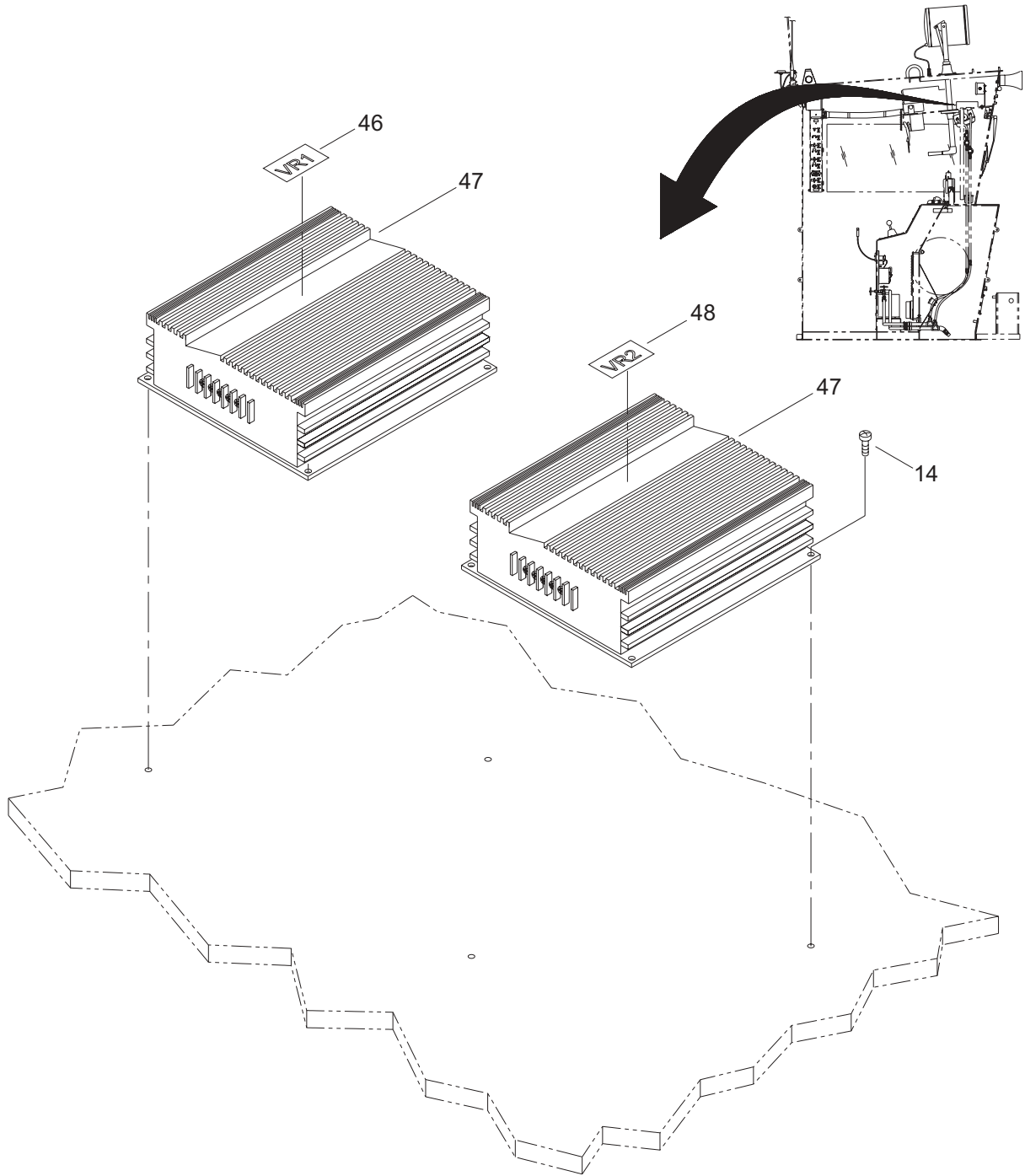


Figure 35. Operators Cab (Sheet 7 of 9)

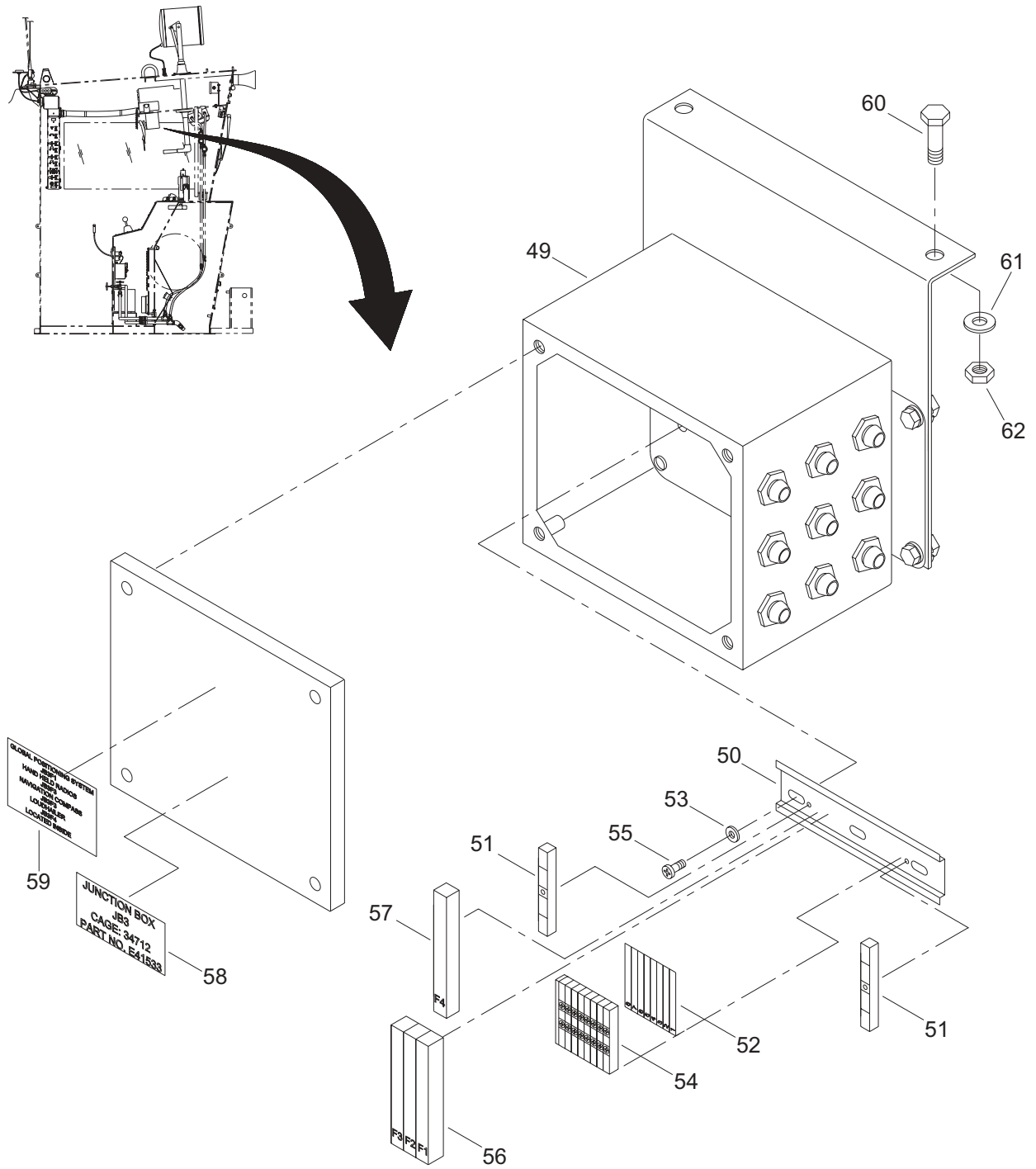


Figure 35. Operators Cab (Sheet 8 of 9)

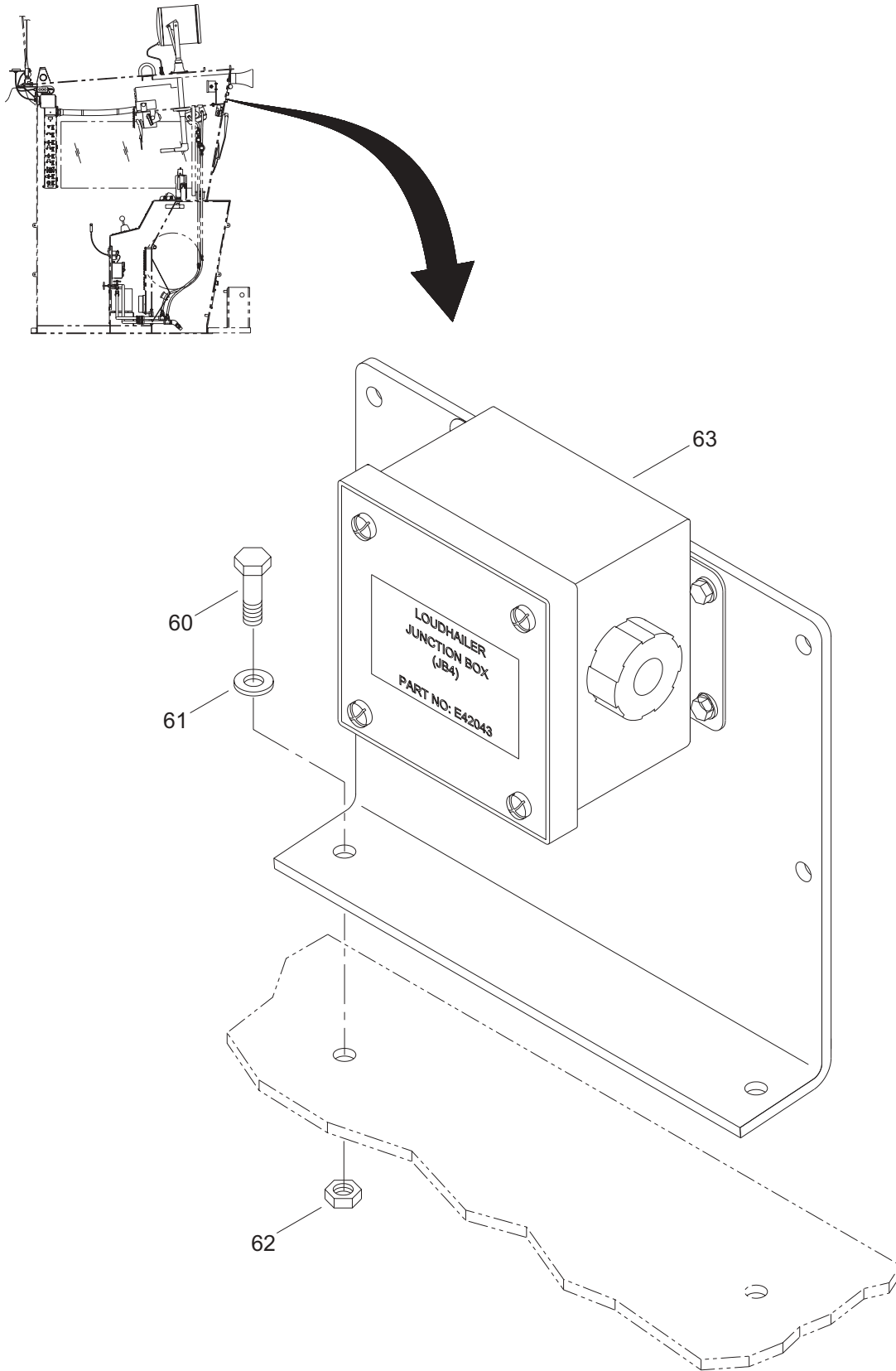


Figure 35. Operators Cab (Sheet 9 of 9)

(1) ITEM NO.	(2) SMR CODE	(3) NSN	(4) CAGEC	(5) PART NUMBER	(6) DESCRIPTION AND USABLE ON CODE (UOC)	(7) QTY
GROUP 01						
FIG. 35 OPERATORS CAB						
1	XDODD		34712	E39213	ASSY,OPERATOR'S CAB	1
2	XDOZZ		63044	T1GHDW	.BOLT AND WASHER	4
3	XDOZZ		63044	T1G06	.STRAP,GROUNDING	1
4	XDOZZ		63044	T1G40	.STRAP,GROUNDING	1
5	XDFZZ		39428	91772A110	.SCREW,PAN HEAD	20
6	PAFZZ	5310-01-229-6260	39428	92146A029	.WASHER,LOCK	40
7	XDOZZ		34712	E19411	.COVER, ACCESS.	2
8	XDOZZ		34712	E19451	.GASKET, ACCESS.	2
9	XDOZZ		34712	E19161	.GASKET	1
10	XDOZZ		34712	E19421	.COVER, INTERCONNECT.	1
11	XDFZZ		39428	92240A540	.CAPSCREW,HEX HEAD	4
12	XDOZZ		34712	E19151	.COVER, ACCESS.	1
13	XDOZZ		1WSN4	T-EG10	.GRILL,FILTER.	1
14	XDFZZ		39428	91772A194	.SCREW,PAN HEAD	4
15	XDFZZ		39428	92146A550	.WASHER,LOCK	18
16	XDFZZ		39428	91772A245	.SCREW,MACHINE	18
17	XDOZZ		39428	3755T14	.SPLICE SLEEVE, OVAL	3
18	XDOZZ		34712	E07202	.AIR INTK PLEN ASSY	1
19	XDOZZ		34712	E47278	.LOUVER.	1
20	XDOZZ		39428	3461T64	.WIRE ROPE	1
21	XDOZZ		34712	E47522	.HANDLE	1
22	XDOZZ		39428	92240A544	.SCREW,CAP,HEX HEAD	16
23	XDOZZ		0N867	2178 CH	.STEP,FOLDING	8
24	XDOZZ		39428	92147A029	.WASHER,LOCK	16
25	XDOZZ		39428	91841A029	.NUT,HEX.	16
26	XDOZZ		0ZFP4	E12048	.WINDOW, SLIDE, P-1.	1
27	XDOZZ		39428	91771A829	.SCREW,CAP,FLAT HEAD.	28
28	XDOZZ		0ZFP4	E12068	.WINDOW, SLIDE, FIXED	1
29	XDFZZ		34712	0003661	.SCREW,FLAT HEAD	8

(1) ITEM NO.	(2) SMR CODE	(3) NSN	(4) CAGEC	(5) PART NUMBER	(6) DESCRIPTION AND USABLE ON CODE (UOC)	(7) QTY
30	XDOZZ		0ZFP4	E12058	.WINDOW, SLIDE, S-1.....	1
31	XDOOO		34712	E46319	.MAPLIGHT ASSEMBLY.....	1
32	XDOZZ		71744	CM1818	..LAMP.....	1
33	XDOZZ		39428	92146A540	.WASHER, LOCK.....	2
34	XDOZZ		39428	91772A148	.SCREW, PAN HEAD.....	2
35	XDFZZ		34712	E45829	.ENCLOSURE.....	1
36	XDFZZ		84256	ATS2-832	.NUT, INSERT.....	3
37	PAFZZ	5310-00-934-9748	80205	MS35649-244	.NUT, PLAIN, HEXAGON.....	4
38	XDOZZ		39428	91841A011	.NUT, HEX.....	1
39	XDOZZ		39428	91772A244	.SCREW, PAN HEAD.....	1
40	XDFZZ		26405	985-GP-12	.TERMINAL BLOCK.....	1
41	XDFZZ		39428	91772A211	.SCREW.....	3
42	XDFZZ		39428	91772A112	.SCREW, CAP, PAN HEAD.....	4
43	XDFZZ		D8311	MS3102A22-2S	.CONNECTOR, BOX.....	1
44	XDFZZ		34712	E09691-106	.LABEL PLATE.....	1
45	XDFZZ		34712	E09691-175	.LABEL PLATE.....	1
46	XDOZZ		34712	E09691-178	.LABEL PLATE.....	1
47	XDOZZ		0GXD3	N2412-12	.CONVERTER.....	2
48	XDOZZ		34712	E09691-179	.LABEL PLATE.....	1
49	XDFZZ		34712	E41539	.ENCLOSURE.....	1
50	XDFZZ		34712	E41659	.RAIL, DIN.....	1
51	XDFZZ		04YE1	DN-EB35	.ANCHOR, END.....	2
52	XDFZZ		04YE1	DN-LAB	.LABEL, BLOCK.....	13
53	XDFZZ		39428	98449A530	.WASHER, FLAT.....	2
54	XDFZZ		04YE1	DN-T12	.BLOCK, TERMINAL.....	9
55	XDFZZ		39428	91772A829	.SCREW, PAN HEAD.....	2
56	PAFZZ	5920-00-280-8342	81349	F02A250V1A	.FUSE, CARTRIDGE.....	3
57	PAFZZ	5920-00-548-3126	81349	F02A250V6A	.FUSE, CARTRIDGE.....	1
58	XDFZZ		34712	E09691-160	.PLATE, LABEL.....	1
59	XDFZZ		34712	E09691-159	.PLATE, LABEL.....	1
60	PAOZZ	5305-01-482-6298	39428	92240A624	.SCREW, CAP, HEXAGON HD....	8

(1) ITEM NO.	(2) SMR CODE	(3) NSN	(4) CAGEC	(5) PART NUMBER	(6) DESCRIPTION AND USABLE ON CODE (UOC)	(7) QTY
61	XDOZZ		39428	92141A031	.WASHER.	8
62	XDOZZ		39428	91831A127	.NUT,HEX.	4
63	XDFZZ		34712	E42043	.JUNCTION,LOUDHAILER	1
END OF FIGURE						

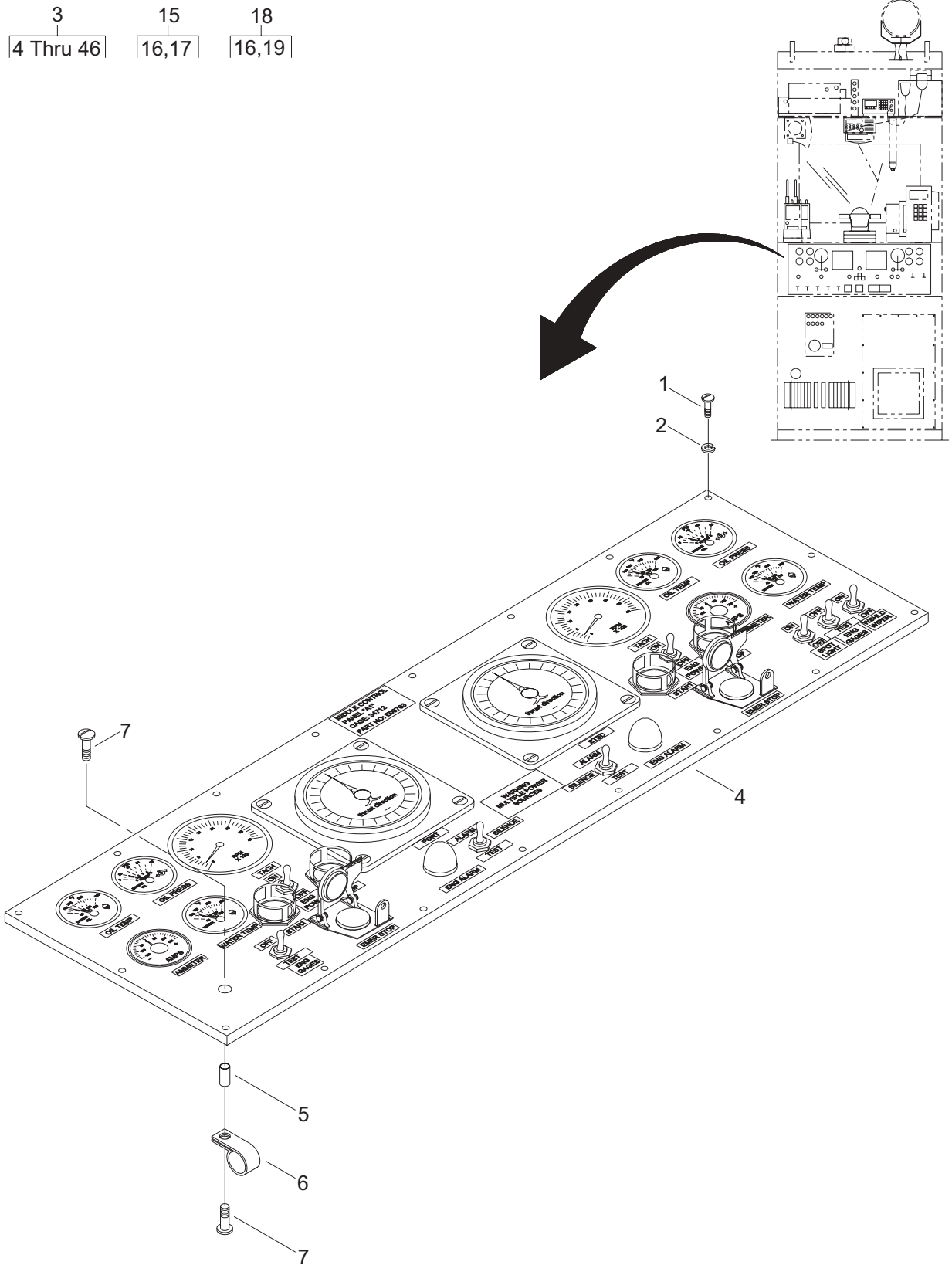


Figure 36. Middle Control Panel (Sheet 1 of 5)

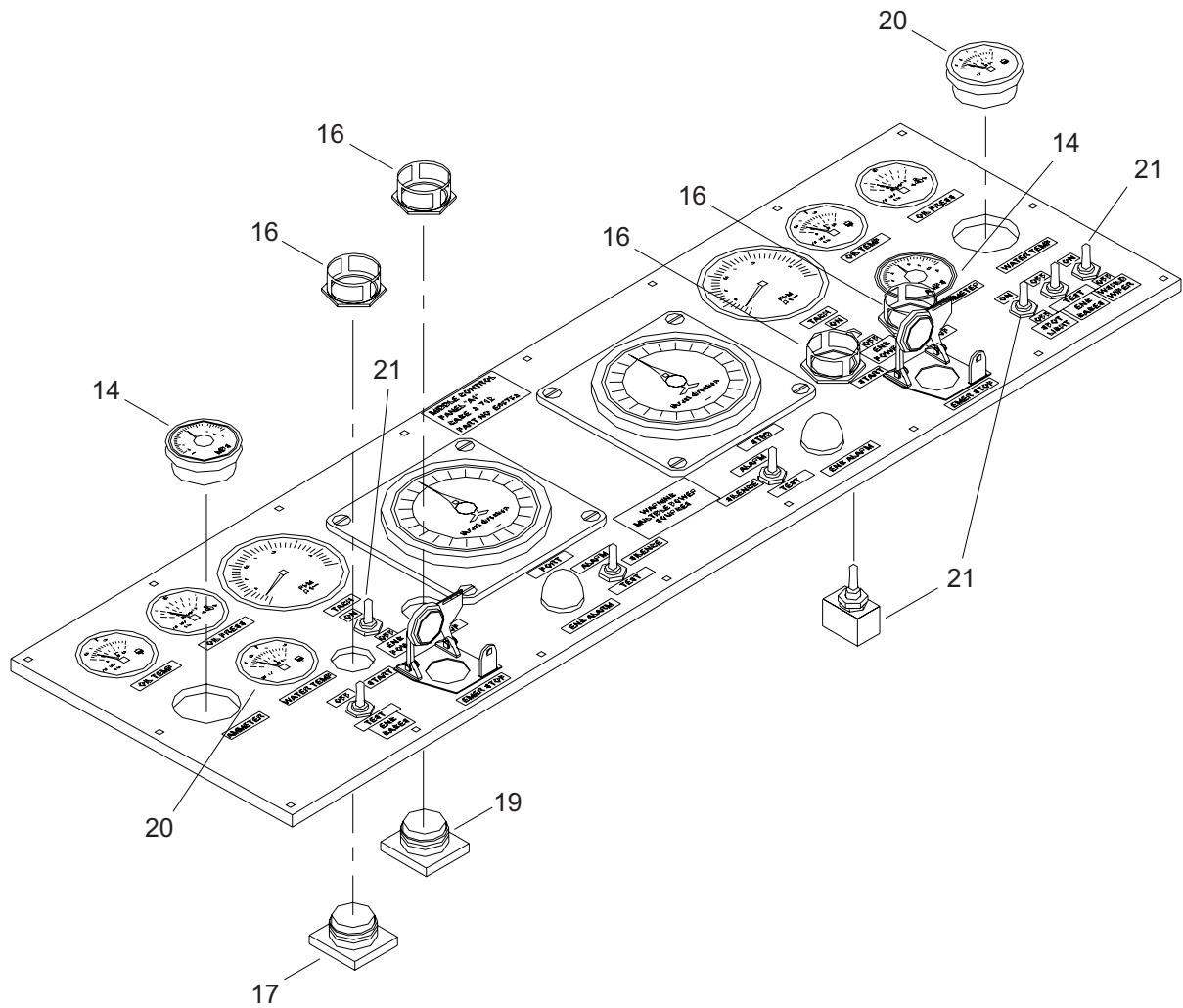


Figure 36. Middle Control Panel (Sheet 3 of 5)

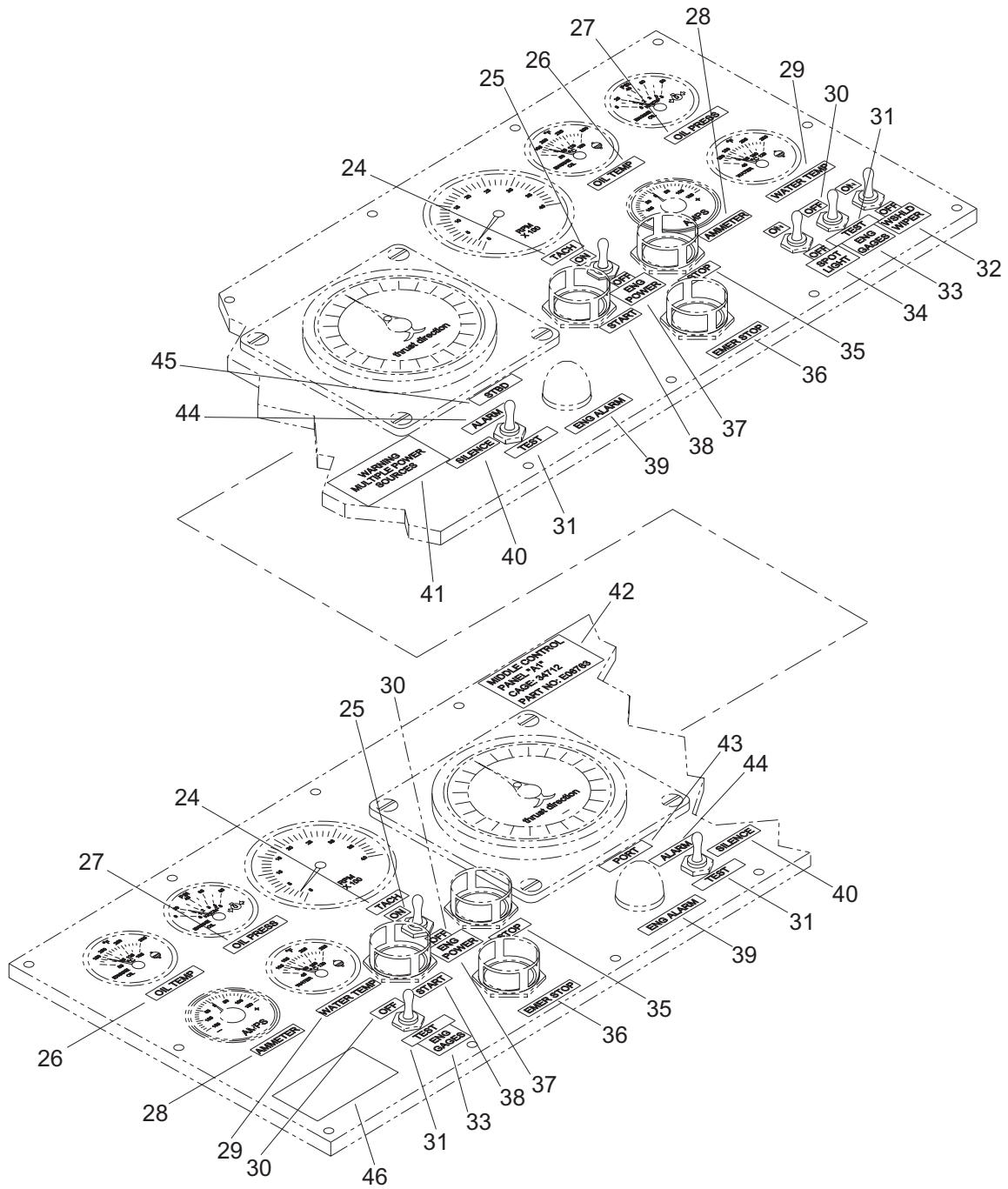


Figure 36. Middle Control Panel (Sheet 5 of 5)

(1) ITEM NO.	(2) SMR CODE	(3) NSN	(4) CAGEC	(5) PART NUMBER	(6) DESCRIPTION AND USABLE ON CODE (UOC)	(7) QTY
GROUP 01						
FIG. 36 MIDDLE CONTROL PANEL						
1	XDFZZ		39428	91772A245	SCREW,MACHINE	18
2	XDFZZ		39428	92146A550	WASHER,LOCK.	18
3	XDFFF		34712	E42493	MIDDLE CONTROL PNL.....	1
4	XAFZZ		34712	E09021	.PLATE, MIDDLE	1
5	XDFZZ		06540	8591-SS-1032	.STANDOFF	1
6	XDFZZ		06383	CCH125-S10-C	.CLAMP	1
7	XDFZZ		39428	91772A829	.SCREW,PAN HEAD	2
8	XDFZZ		34712	E46809	.GAUGE,TEMPERATURE	2
9	XDFZZ		34712	E46819	.GAUGE,PRESSURE	2
10	XDFZZ		34712	E46769	.TACHOMETER	2
11	XDFZZ		0TAM6	9001K6	.ATTACHMENT,PADLOCK.	2
12	XDFZZ		91929	MS24523-26	.SWITCH	2
13	XDFZZ		56365	9001 KR2RH5	.BUTTON,PUSH,CONTACT	2
14	XDFZZ		34712	E46779	.AMMETER	2
15	XDFFF		34712	E30299	.SWITCH, START WITH GUARD .	2
16	XDFZZ		56365	9001-K111	..GUARD,SWITCH LIGHT SWITCH	4
17	XDFZZ		56365	9001 KR1BH5	..BUTTON,PUSH	2
18	XDFFF		34712	E30309	.SWITCH, STOP WITH GUARD ..	2
19	XDFZZ		56365	9001 KR1BH6	..BUTTON,PUSH	2
20	XDFZZ		34712	E46799	.GAUGE,TEMPERATURE	2
21	XDFZZ		91929	MS24523-22	.SWITCH,TOGGLE	4
22	XDFZZ		96312	556-3104-304	.INDICATOR,WATERTIGH.....	2
23	PAFZZ	5930-00-726-9508	96906	MS27406-2	.SWITCH,TOGGLE	2
24	XDFZZ		34712	E09691-77	.PLATE, LABEL	2
25	XDFZZ		34712	E09691-93	.PLATE, LABEL	4
26	XDFZZ		34712	E09691-75	.PLATE, LABEL	2
27	XDFZZ		34712	E09691-74	.PLATE, LABEL	2
28	XDFZZ		34712	E09691-145	.PLATE, LABEL	2
29	XDFZZ		34712	E09691-72	.PLATE, LABEL	2

(1) ITEM NO.	(2) SMR CODE	(3) NSN	(4) CAGEC	(5) PART NUMBER	(6) DESCRIPTION AND USABLE ON CODE (UOC)	(7) QTY
30	XDFZZ		34712	E09691-94	.PLATE, LABEL	6
31	XDFZZ		34712	E09691-146	.PLATE, LABEL	4
32	XDFZZ		34712	E09691-36	.PLATE, LABEL	1
33	XDFZZ		34712	E09691-147	.PLATE, LABEL	2
34	XDFZZ		34712	E09691-34	.PLATE, LABEL	1
35	XDFZZ		34712	E09691-79	.PLATE, LABEL	2
36	XDFZZ		34712	E09691-80	.PLATE, LABEL	2
37	XDFZZ		34712	E09691-76	.PLATE, LABEL	2
38	XDFZZ		34712	E09691-78	.PLATE, LABEL	2
39	XDFZZ		34712	E09691-82	.PLATE, LABEL	2
40	XDFZZ		34712	E09691-96	.PLATE, LABEL	2
41	XDFZZ		34712	E30678	.PLATE, LABEL	1
42	XDFZZ		34712	E09691-168	.PLATE, LABEL	1
43	XDFZZ		34712	E09691-61	.PLATE, LABEL	1
44	XDFZZ		34712	E09691-95	.PLATE, LABEL	2
45	XDFZZ		34712	E09691-62	.PLATE, LABEL	1
46	XDFZZ		34712	E50148	.PLATE, LABEL	1
END OF FIGURE						

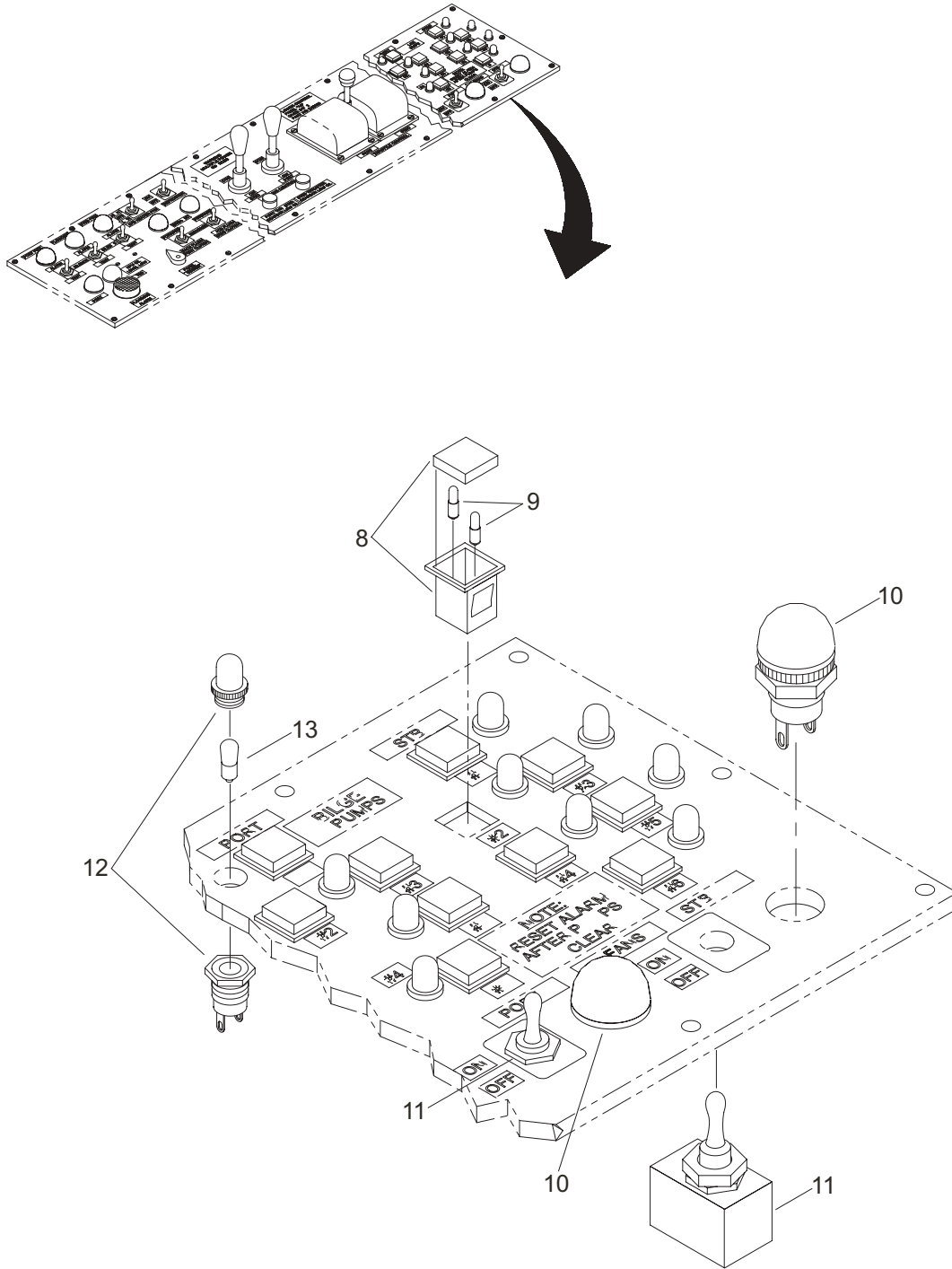


Figure 37. Lower Control Panel (Sheet 2 of 6)

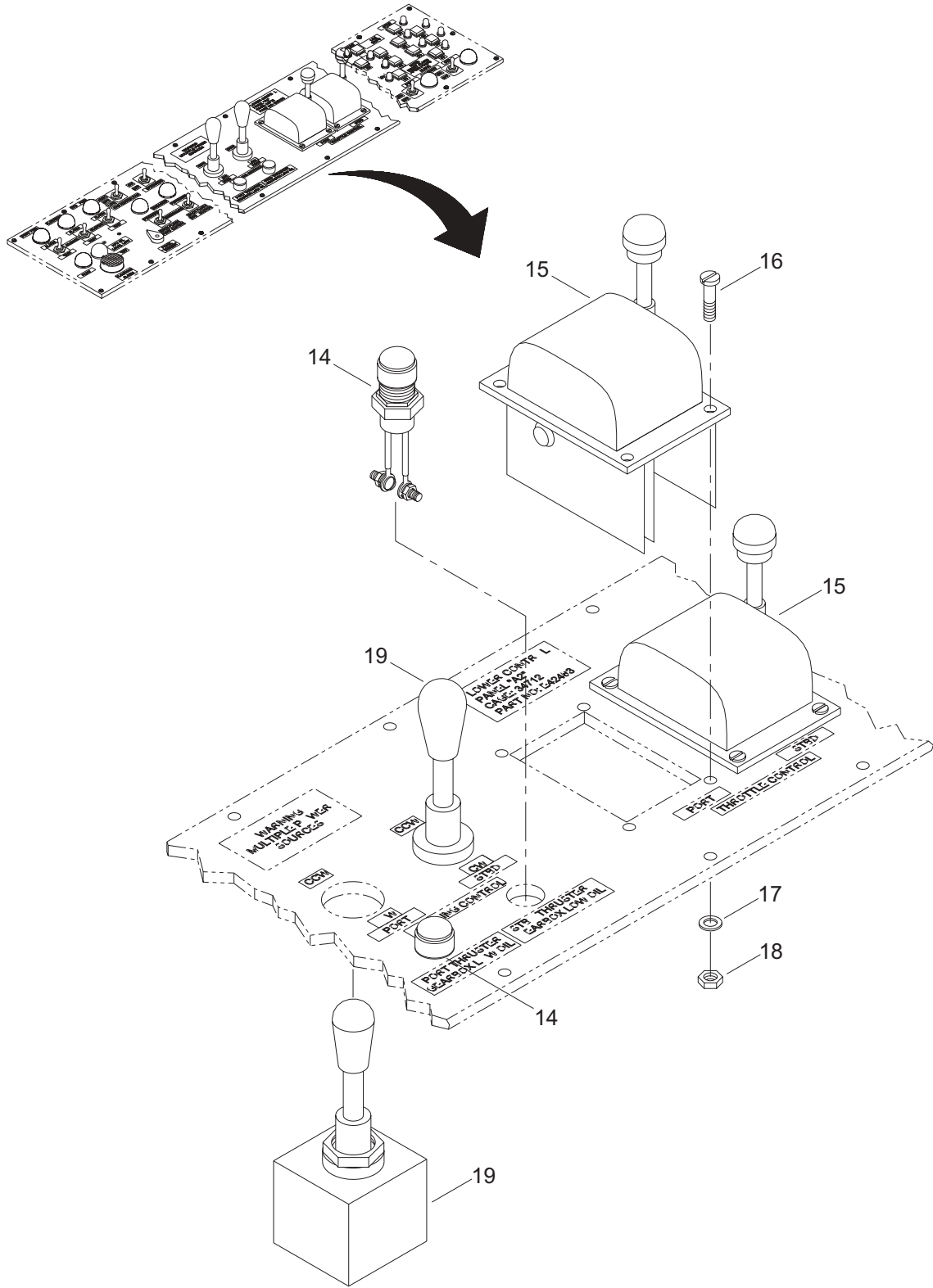


Figure 37. Lower Control Panel (Sheet 3 of 6)

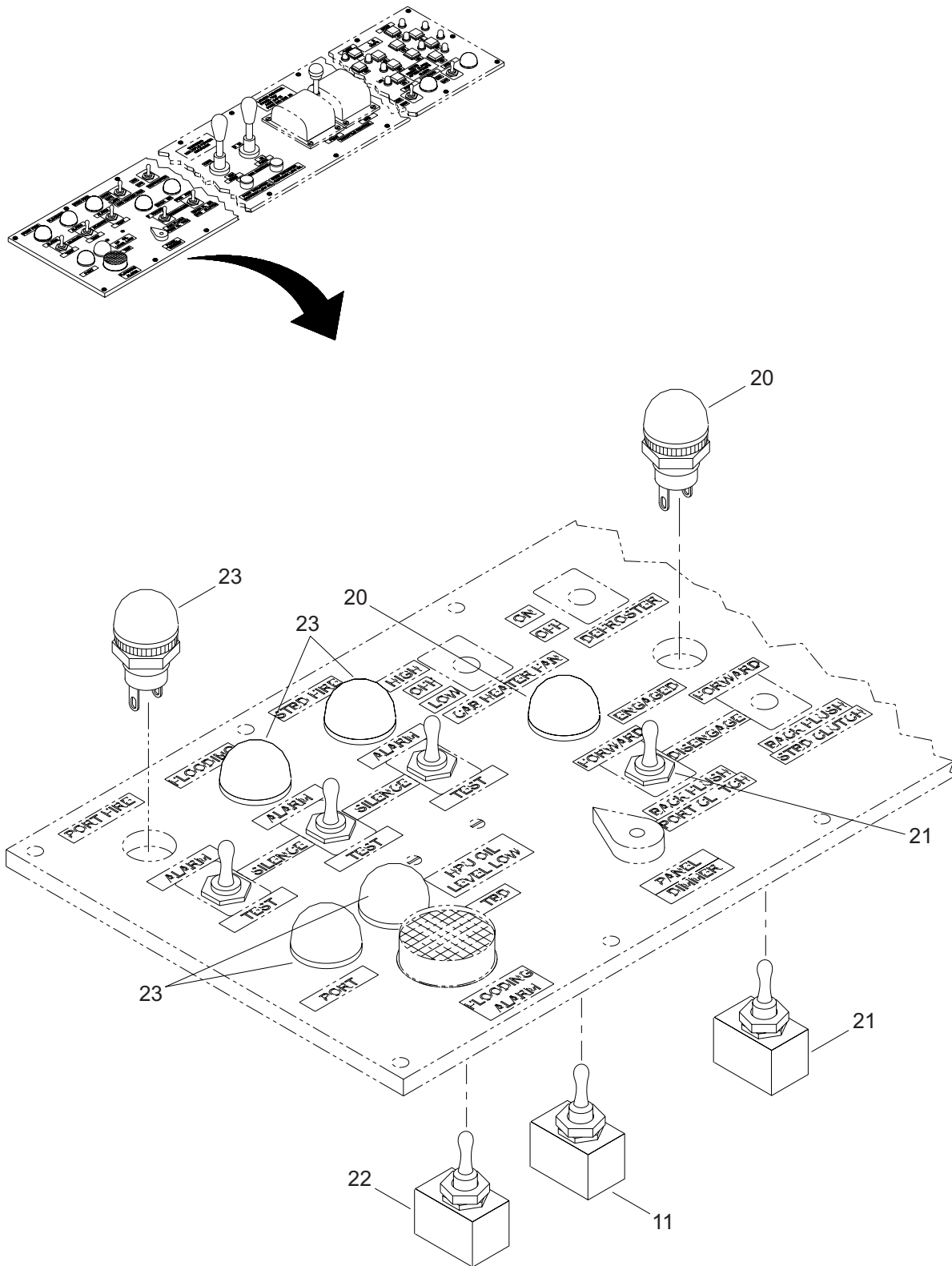


Figure 37. Lower Control Panel (Sheet 4 of 6)

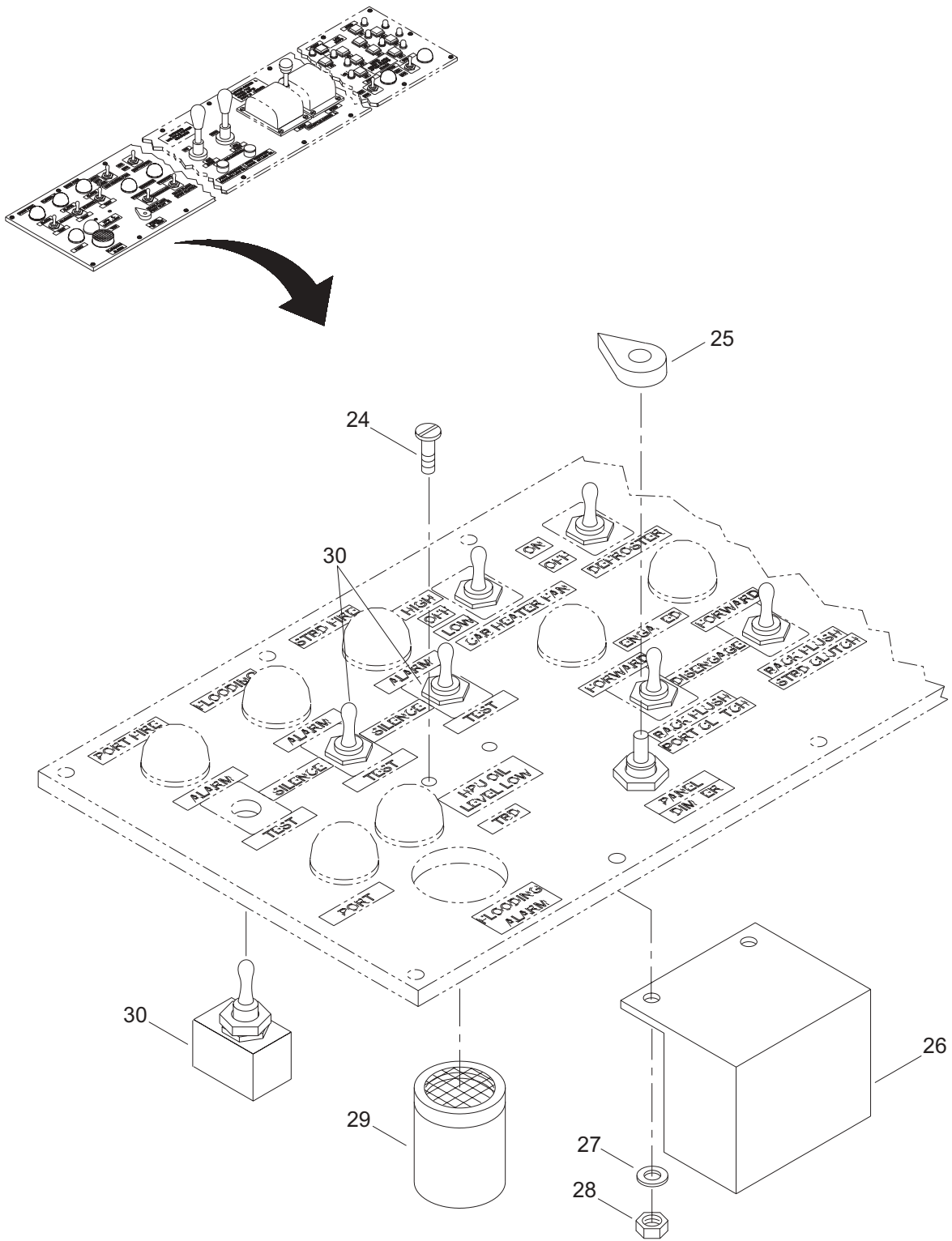


Figure 37. Lower Control Panel (Sheet 5 of 6)

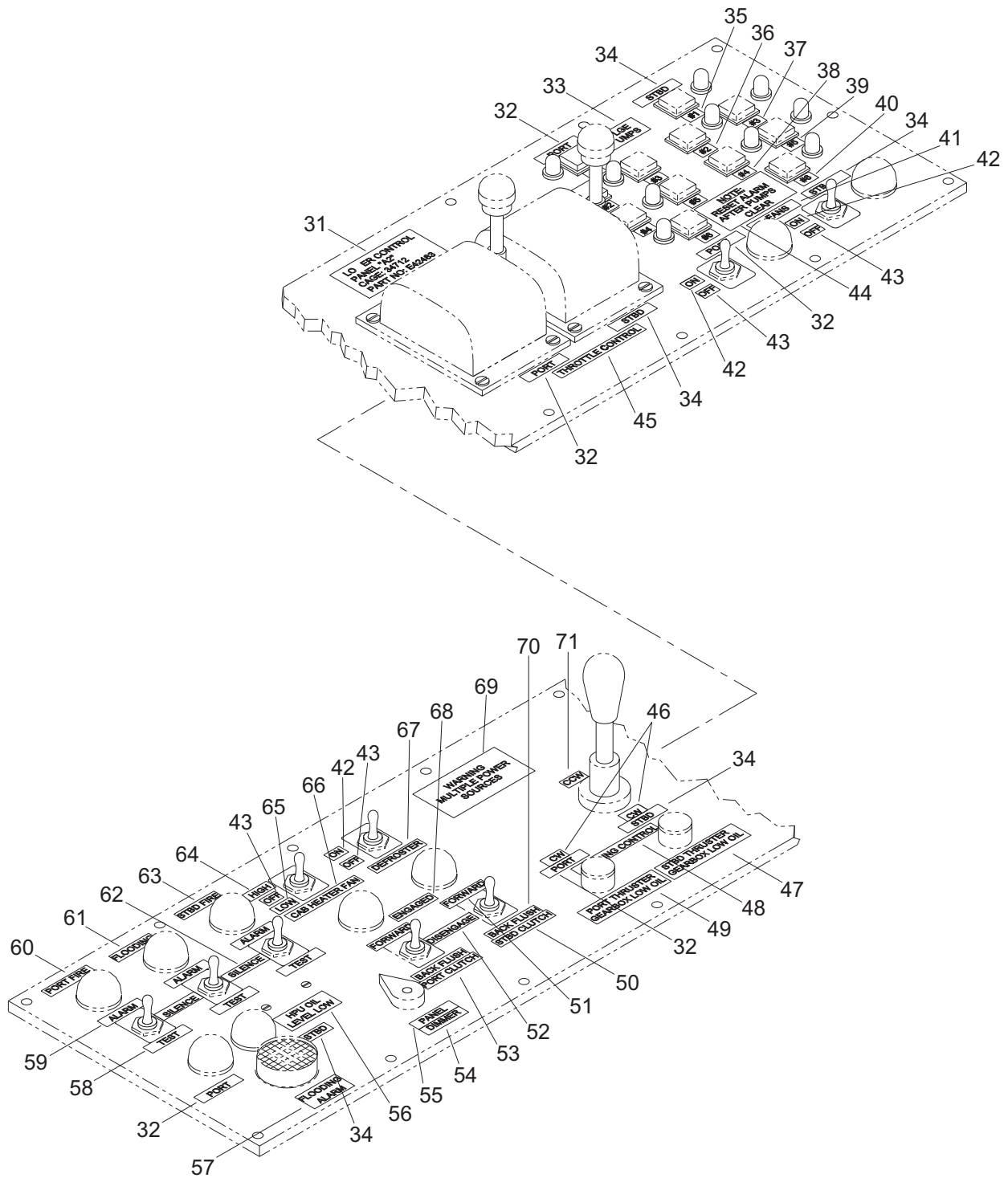


Figure 37. Lower Control Panel (Sheet 6 of 6)

(1) ITEM NO.	(2) SMR CODE	(3) NSN	(4) CAGEC	(5) PART NUMBER	(6) DESCRIPTION AND USABLE ON CODE (UOC)	(7) QTY
					GROUP 01	
					FIG. 37 LOWER CONTROL PANEL	
1	XDFZZ		39428	91772A245	SCREW,MACHINE	18
2	XDFZZ		39428	92146A550	WASHER,LOCK.	18
3	XDFFF		34712	E42483	LOWER CONTROL PANEL.....	1
4	XAFZZ		34712	E43191	.PANEL,LOWER	1
5	XDFZZ		39428	91772A829	.SCREW,PAN HEAD	2
6	XDFZZ		06383	CCH125-S10-C	.CLAMP	1
7	XDFZZ		06540	8591-SS-1032	.STANDOFF	1
8	XDFZZ		82389	P23493	.SWITCH,INDICATOR	12
9	XDFZZ		58774	T-1 3/4 BI-PIN	.LAMP	24
10	XDFZZ		96312	556-3204-304	.INDICATOR WATERTIGHT	2
11	PAFZZ	5930-00-655-4247	81349	MS24524-22	.SWITCH,TOGGLE	3
12	XDFZZ		83330	162-8430-0931-502	.BASE/CAP,INDICATOR	12
13	XDFZZ		8Z410	F206CR7-28V/20-P	.LAMP,INCANDESCENT	12
14	XDFZZ		34712	E46433	.INDICATOR,ASSEMBLY.....	2
15	XDFZZ		50064	MS2M9159	.CONTROL,THROTTLE,MC	2
16	XDFZZ		39428	91772A832	.SCREW,PAN HEAD	8
17	PAFZZ	5310-01-390-1881	39428	92141A011	.WASHER,FLAT	8
18	XDFZZ		39428	91841A195	.NUT,HEX.	8
19	XDFZZ		01121	800T-T2F3JJAA	.SWITCH, TOGGLE CONTR.....	2
20	PAFZZ	6220-01-423-0694	83330	556-3304-304	.LIGHT,INDICATOR WATERTIGHT	2
21	PAFZZ	5930-00-782-1983	96906	MS24659-21L	.SWITCH,TOGGLE	2
22	PAFZZ	5930-00-655-4248	81349	MS24524-21	.SWITCH,TOGGLE	1
23	XDFZZ		96312	556-3104-304	.INDICATOR,WATERTIGHT	5
24	XDFZZ		39428	90604A196	.SCREW,PAN HEAD	4
25	XDFZZ		02828	70-4-2G	.KNOB, CONTROL	1
26	XDFZZ		34712	E09408	.ASSEMBLY,DIMMER	1
27	XDFZZ		39428	92146A540	.WASHER,LOCK	4
28	XDFZZ		39428	91841A007	.NUT,HEX.	4
29	XDFZZ		02828	SC628AJ	.BEEPER, SONALERT	1

(1) ITEM NO.	(2) SMR CODE	(3) NSN	(4) CAGEC	(5) PART NUMBER	(6) DESCRIPTION AND USABLE ON CODE (UOC)	(7) QTY
30	PAFZZ	5930-00-726-9508	96906	MS27406-2	.SWITCH,TOGGLE	3
31	XDFZZ		34712	E09691-161	.LABEL PLATE.....	1
32	XDFZZ		34712	E09691-61	.PLATE, LABEL	5
33	XDFZZ		34712	E09691-21	.LABEL PLATE.....	1
34	XDFZZ		34712	E09691-62	.PLATE, LABEL	5
35	XDFZZ		34712	E09691-66	.LABEL PLATE.....	2
36	XDFZZ		34712	E09691-67	.LABEL PLATE.....	2
37	XDFZZ		34712	E09691-68	.LABEL PLATE.....	2
38	XDFZZ		34712	E09691-69	.LABEL PLATE.....	2
39	XDFZZ		34712	E09691-70	.LABEL PLATE.....	2
40	XDFZZ		34712	E09691-71	.LABEL PLATE.....	2
41	XDFZZ		34712	E09691-65	.LABEL PLATE.....	1
42	XDFZZ		34712	E09691-93	.PLATE, LABEL	3
43	XDFZZ		34712	E09691-94	.PLATE, LABEL	4
44	XDFZZ		34712	E09691-118	.LABEL PLATE.....	1
45	XDFZZ		34712	E09691-64	.LABEL PLATE.....	1
46	XDFZZ		34712	E09691-101	.LABEL PLATE.....	2
47	XDFZZ		34712	E09691-112	.LABEL PLATE.....	1
48	XDFZZ		34712	E09691-63	.LABEL PLATE.....	1
49	XDFZZ		34712	E09691-111	.LABEL PLATE.....	1
50	XDFZZ		34712	E09691-59	.LABEL PLATE.....	1
51	XDFZZ		34712	E09691-114	.LABEL PLATE.....	2
52	XDFZZ		34712	E09691-97	.LABEL PLATE.....	1
53	XDFZZ		34712	E09691-58	.LABEL PLATE.....	1
54	XDFZZ		34712	E09691-98	.LABEL PLATE.....	1
55	XDFZZ		34712	E09691-60	.LABEL PLATE.....	1
56	XDFZZ		34712	E09691-115	.LABEL PLATE.....	1
57	XDFZZ		34712	E09691-108	.LABEL PLATE.....	1
58	XDFZZ		34712	E09691-146	.PLATE, LABEL	3
59	XDFZZ		34712	E09691-95	.PLATE, LABEL	3
60	XDFZZ		34712	E09691-52	.LABEL PLATE.....	1

(1) ITEM NO.	(2) SMR CODE	(3) NSN	(4) CAGEC	(5) PART NUMBER	(6) DESCRIPTION AND USABLE ON CODE (UOC)	(7) QTY
61	XDFZZ		34712	E09691-53	.LABEL PLATE.....	1
62	XDFZZ		34712	E09691-96	.PLATE, LABEL.....	2
63	XDFZZ		34712	E09691-54	.LABEL PLATE.....	1
64	XDFZZ		34712	E09691-110	.LABEL PLATE.....	1
65	XDFZZ		34712	E09691-109	.LABEL PLATE.....	1
66	XDFZZ		34712	E09691-55	.LABEL PLATE.....	1
67	XDFZZ		34712	E09691-85	.LABEL PLATE.....	1
68	XDFZZ		34712	E09691-57	.LABEL PLATE.....	1
69	XDFZZ		34712	E30678	.PLATE, LABEL.....	1
70	XDFZZ		34712	E09691-113	.LABEL PLATE.....	2
71	XDFZZ		34712	E09691-102	.LABEL PLATE.....	2
END OF FIGURE						

4
5 Thru 44

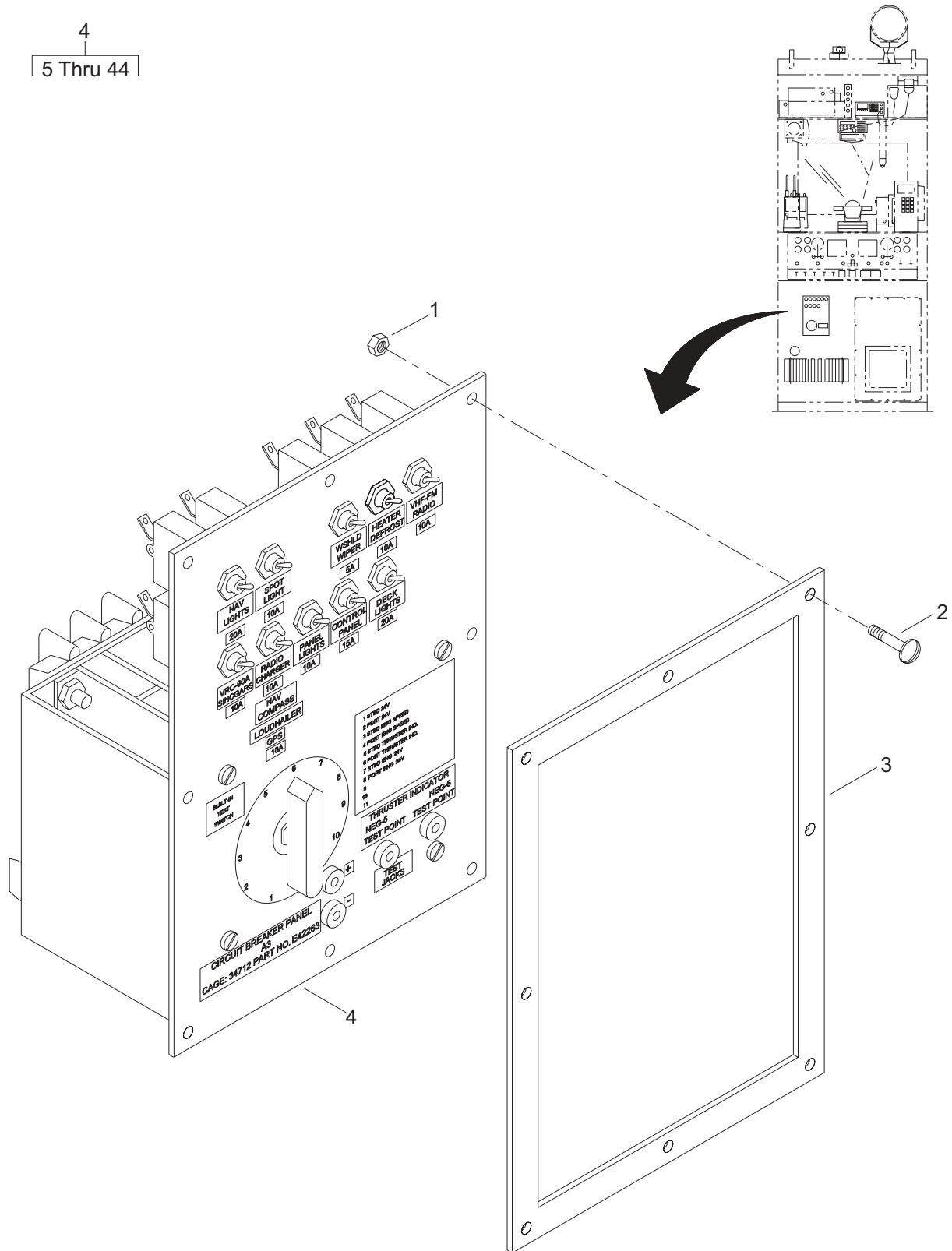


Figure 38. Circuit Breaker Panel Assembly (Sheet 1 of 4)

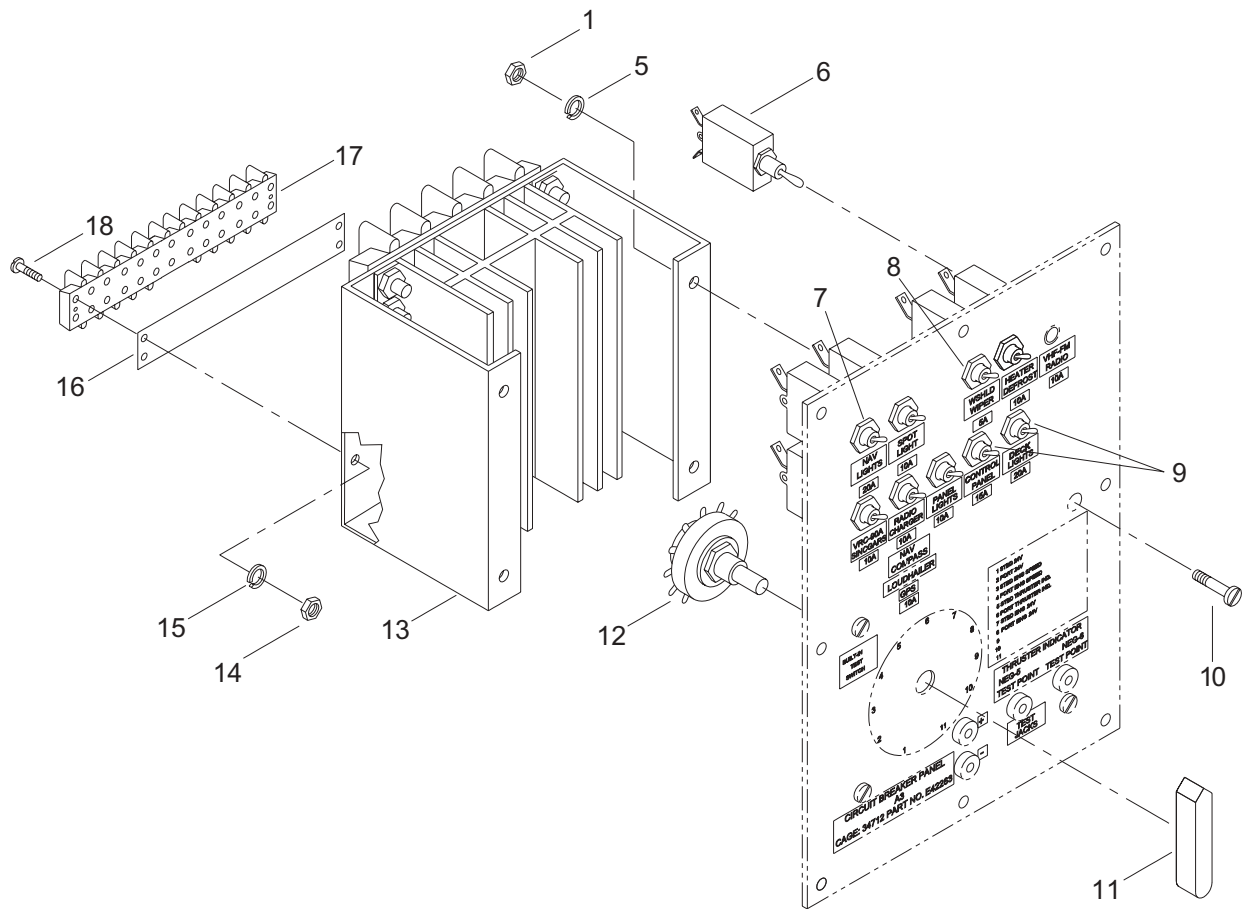


Figure 38. Circuit Breaker Panel Assembly (Sheet 2 of 4)

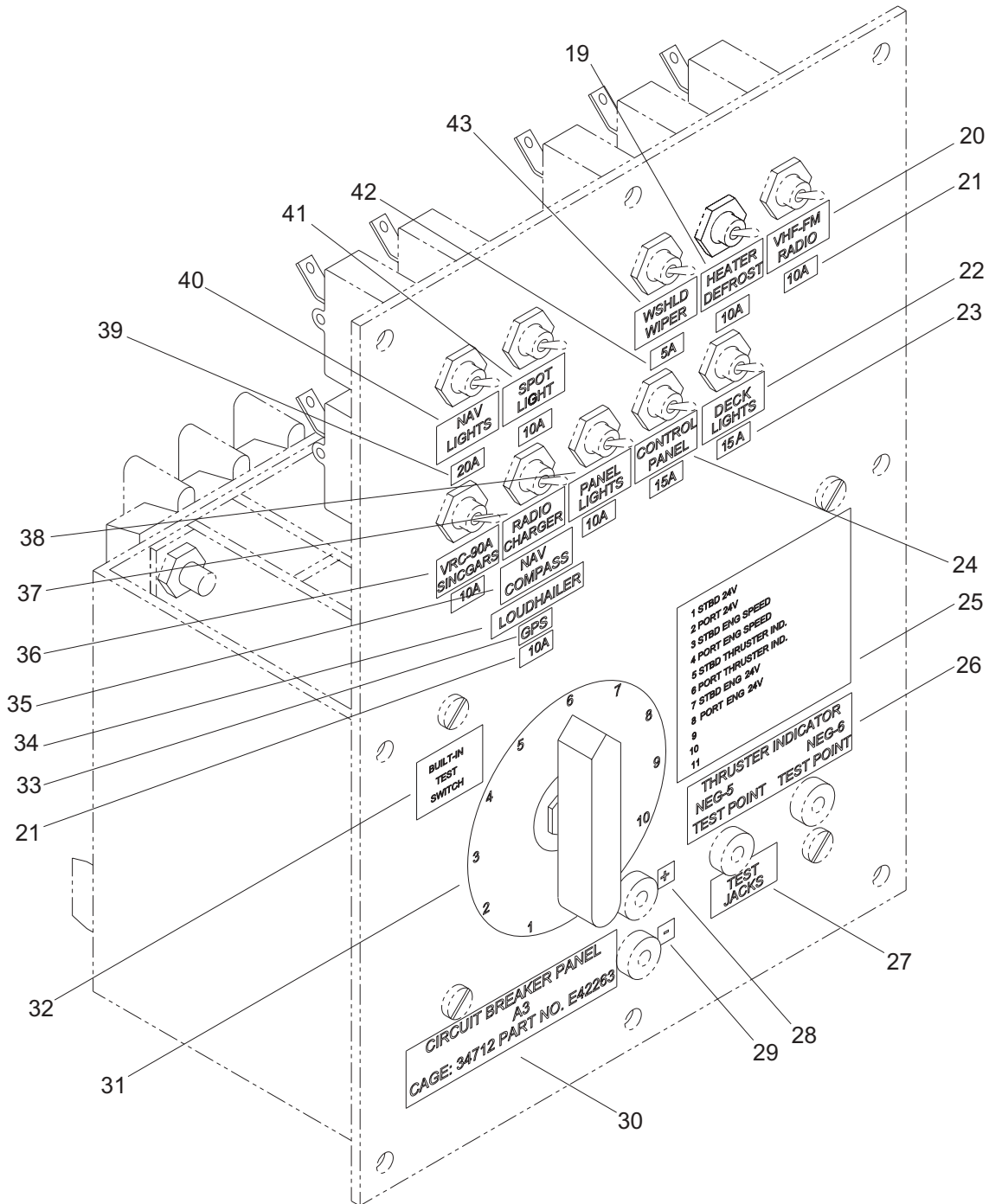


Figure 38. Circuit Breaker Panel Assembly (Sheet 3 of 4)

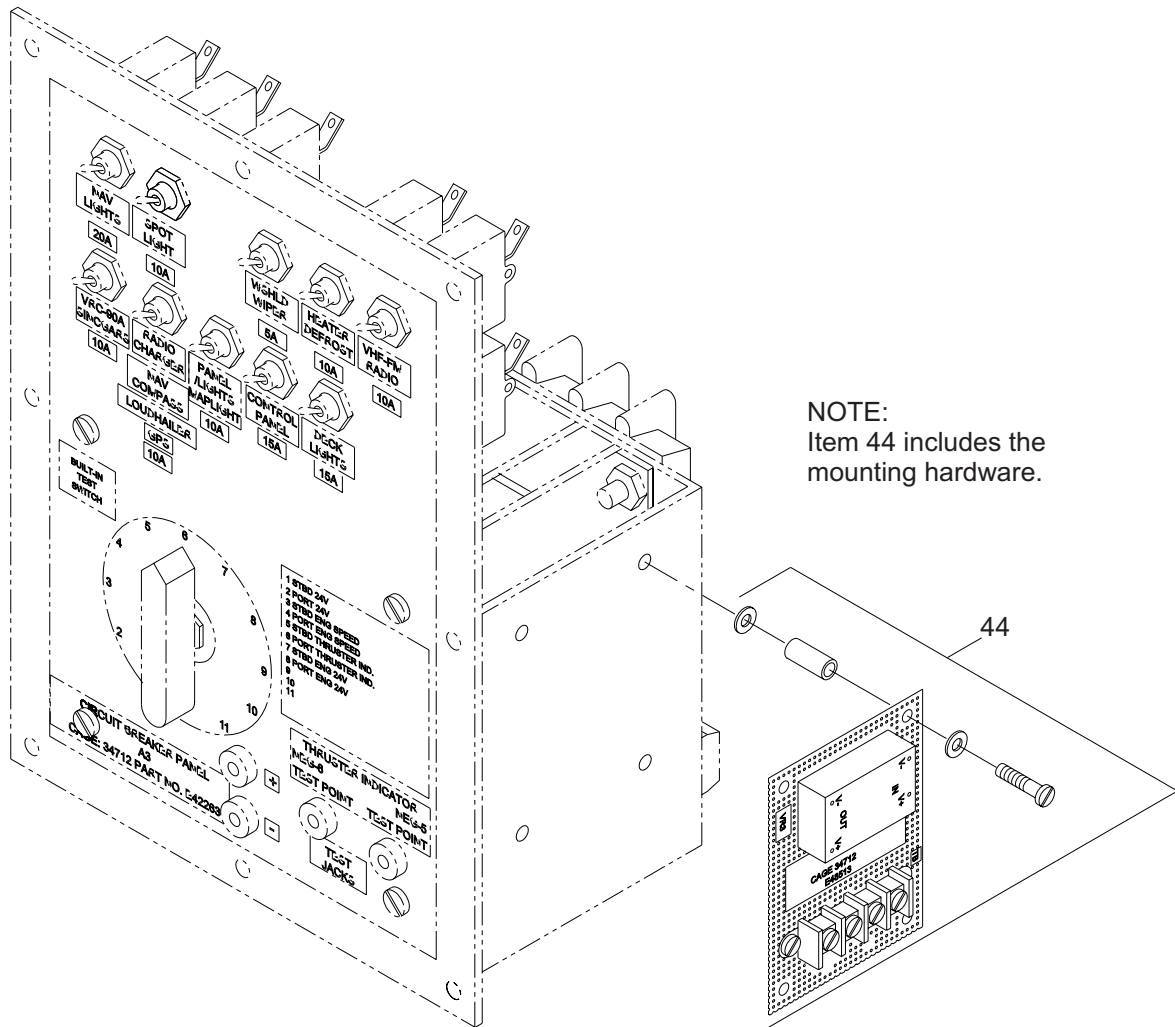


Figure 38. Circuit Breaker Panel Assembly (Sheet 4 of 4)

(1) ITEM NO.	(2) SMR CODE	(3) NSN	(4) CAGEC	(5) PART NUMBER	(6) DESCRIPTION AND USABLE ON CODE (UOC)	(7) QTY
					GROUP 01	
					FIG. 38 CIRCUIT BREAKER PANEL ASSEMBLY	
1	XDOZZ		39428	91841A011	NUT,HEX	12
2	XDOZZ		39428	91772A249	SCREW,CAP,PAN HEAD	8
3	XDOZZ		34712	E21391	PLATE, SPACER	1
4	XDFFF		34712	E42263	CIRCUIT BREAKER PNL	1
5	XDFZZ		39428	92146A550	.WASHER,LOCK	10
6	PAFZZ	5925-00-241-1441	77342	W31X2M1G-10	.CIRCUIT BREAKER	6
7	PAFZZ	5925-00-855-3987	77342	W31X2M1G-20	.CIRCUIT BREAKER	1
8	XDFZZ		77342	W31X2M1G-05	.BREAKER, CIRCUIT	1
9	PAFZZ	5925-00-947-8312	77342	W31X2M1G-15	.CIRCUIT BREAKER	2
10	XDFZZ		39428	91772A244	.SCREW,PAN HEAD	4
11	XDFZZ		02929	51B1016	.KNOB,SWITCH	1
12	XDFZZ		81073	19001-11UL	.SWITCH, ROTARY	1
13	XDFZZ		34712	E10911	.BRACKET, HEAT SINK	1
14	XDFZZ		39428	91841A009	.NUT,HEX	4
15	XDFZZ		39428	92146A545	.WASHER,LOCK	4
16	XDFZZ		26405	601-GP-12	.STRIP,MARKER	1
17	PFFZZ	5940-01-462-3689	26405	601-GP-20	.TERMINAL BOARD	1
18	XDFZZ		39428	91772A197	.SCREW,PAN HEAD	4
19	XDFZZ		34712	E09691-37	.PLATE, LABEL	1
20	XDFZZ		34712	E09691-38	.PLATE, LABEL	1
21	XDFZZ		34712	E09691-135	.PLATE, LABEL	6
22	XDFZZ		34712	E09691-164	.PLATE, LABEL	1
23	XDFZZ		34712	E09691-136	.PLATE, LABEL	2
24	XDFZZ		34712	E09691-42	.PLATE, LABEL	1
25	XDFZZ		34712	E09691-167	.PLATE, LABEL	1
26	XDFZZ		34712	E09691-117	.PLATE, LABEL	1
27	XDFZZ		34712	E09691-48	.PLATE, LABEL	1
28	XDFZZ		34712	E09691-47	.PLATE, LABEL	1

(1) ITEM NO.	(2) SMR CODE	(3) NSN	(4) CAGEC	(5) PART NUMBER	(6) DESCRIPTION AND USABLE ON CODE (UOC)	(7) QTY
29	XDFZZ		34712	E09691-49	.PLATE, LABEL	1
30	XDFZZ		34712	E09691-166	.PLATE, LABEL	1
31	XDFZZ		34712	E09691-45	.PLATE, LABEL	1
32	XDFZZ		34712	E09691-46	.PLATE, LABEL	1
33	XDFZZ		34712	E09691-165	.PLATE, LABEL	1
34	XDFZZ		34712	E09691-163	.PLATE, LABEL	1
35	XDFZZ		34712	E09691-162	.PLATE, LABEL	1
36	XDFZZ		34712	E09691-39	.PLATE, LABEL	1
37	XDFZZ		34712	E09691-40	.PLATE, LABEL	1
38	XDFZZ		34712	E09691-176	.PLATE, LABEL	1
39	XDFZZ		34712	E09691-137	.PLATE, LABEL	1
40	XDFZZ		34712	E09691-33	.PLATE, LABEL	1
41	XDFZZ		34712	E09691-148	.PLATE, LABEL	1
42	XDFZZ		34712	E09691-134	.PLATE, LABEL	1
43	XDFZZ		34712	E09691-150	.PLATE, LABEL	1
44	XDOZZ		34712	E48513	.CONVERTER	1
END OF FIGURE						

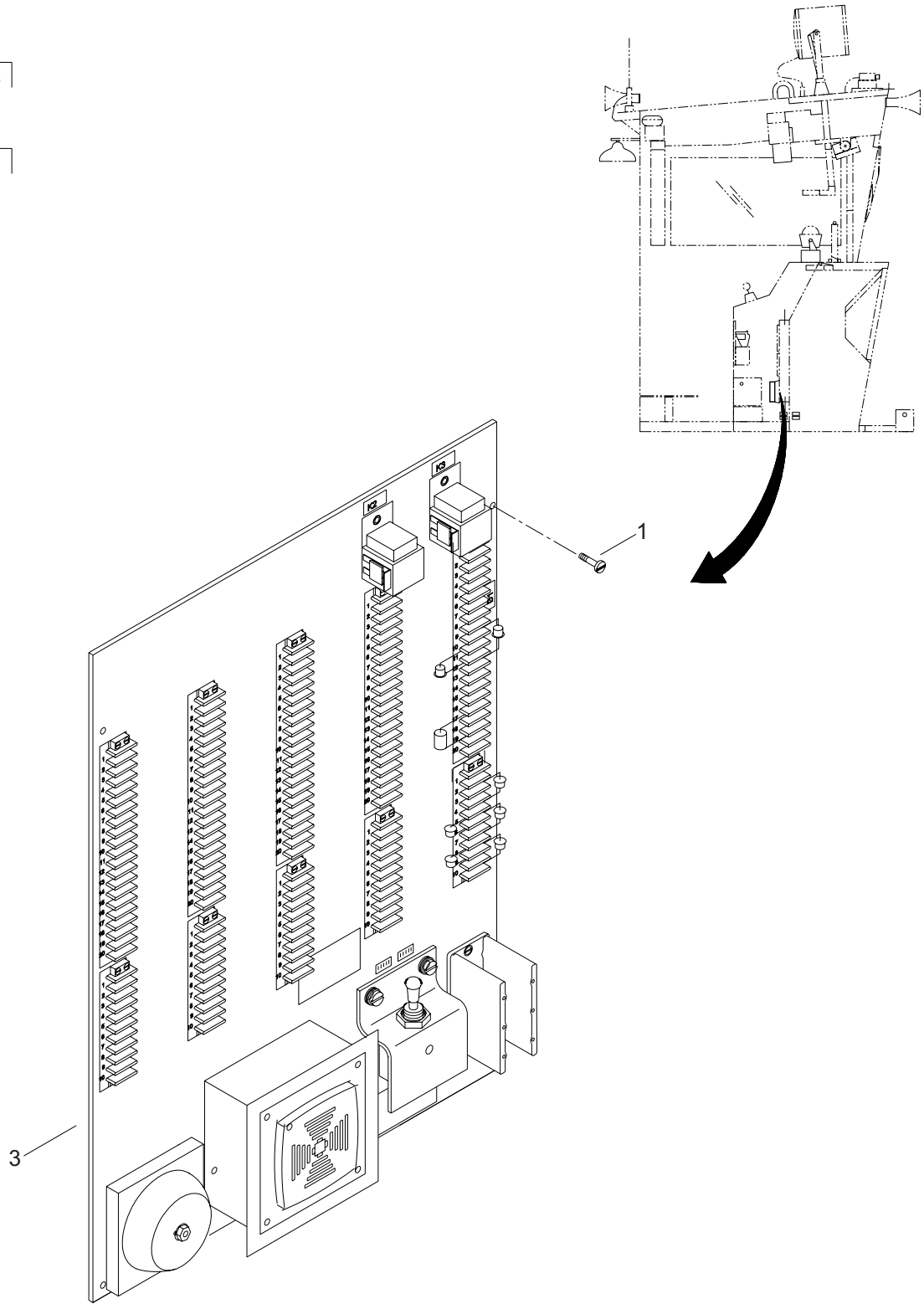
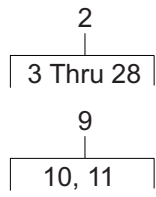


Figure 39. Terminal Strip Assembly (Sheet 1 of 3)

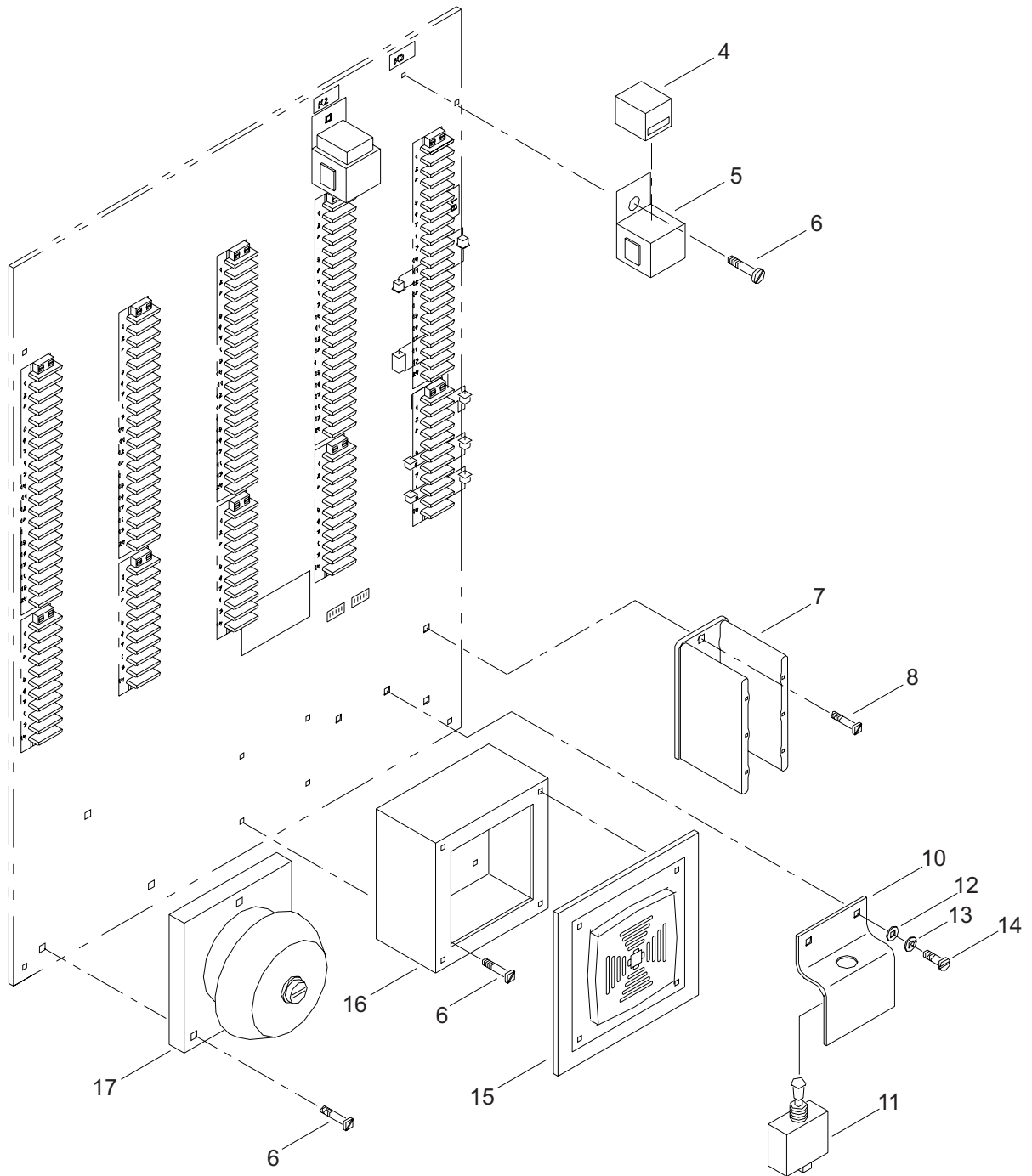


Figure 39. Terminal Strip Assembly (Sheet 2 of 3)

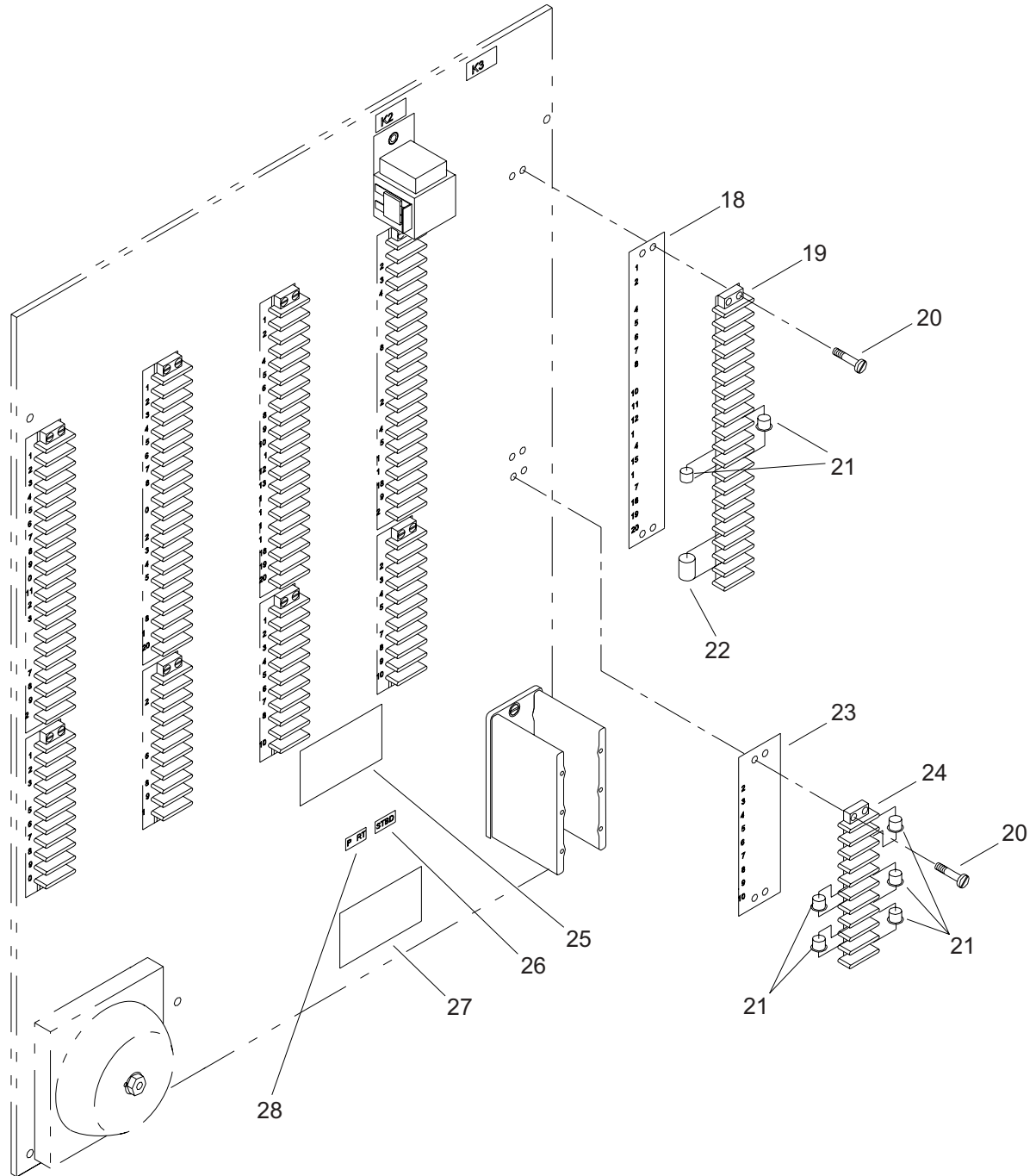


Figure 39. Terminal Strip Assembly (Sheet 3 of 3)

(1) ITEM NO.	(2) SMR CODE	(3) NSN	(4) CAGEC	(5) PART NUMBER	(6) DESCRIPTION AND USABLE ON CODE (UOC)	(7) QTY
GROUP 01						
FIG. 39 TERMINAL STRIP ASSEMBLY						
1	XDFZZ		39428	91772A245	SCREW,MACHINE	4
2	XDFFF		34712	E43043	TERMINAL STRIP ASSY.	1
3	XDFZZ		34712	E46641	.PLATE,TERMINAL	1
4	PAFZZ	5945-01-381-0294	77342	VF4-15H-11	.RELAY,ELECTROMAGNET	2
5	XDFZZ		77342	VCF4-1002	.SOCKET,RELAY	2
6	XDFZZ		39428	91810A830	.SCREW,ROUND HEAD	9
7	XDFZZ		26405	1431953-CU	.POWER DISTRIBUTION	1
8	XDFZZ		39428	91772A194	.SCREW,PAN HEAD	2
9	XDFFF		34712	E46613	.HEATER SWITCH ASSY	1
10	XDFZZ		34712	E46581	..BAR,MOUNT,SWITCH.	1
11	XDFZZ		91929	MS24523-23	..SWITCH,TOGGLE	1
12	PAFZZ	5310-01-390-1881	39428	92141A011	.WASHER,FLAT	2
13	XDFZZ		39428	92146A550	.WASHER,LOCK	2
14	PAFZZ	5305-00-050-9229	39428	91772A242	.SCREW,MACHINE	2
15	PAFZZ	6350-01-233-2347	19557	871G1	.HORN,ELECTRICAL	1
16	XDFZZ		7X933	870B	.BOX, JUNCTION	1
17	PAFZZ	6350-01-271-2269	72582	5107197	.BELL,ELECTRICAL	1
18	XDFZZ		26405	MS601-GP-4-1A	.MARKER STRIP	5
19	PFFZZ	5940-01-462-3689	26405	601-GP-20	.TERMINAL BOARD	5
20	XDFZZ		39428	90604A196	.SCREW,PAN HEAD	40
21	XDFZZ		3D974	1N-5401	.DIODE	7
22	XDFZZ		44655	23J200	.RESISTOR	1
23	XDFZZ		26405	MS601-GP-10-1A	.MARKER STRIP	5
24	XDFZZ		26405	601-GP-10	.TERMINAL BLOCK.	5
25	XDFZZ		34712	E09691-157	.LABEL PLATE.	1
26	XDFZZ		34712	E09691-62	.PLATE,LABEL.	1
27	XDFZZ		34712	E09691-180	.LABEL PLATE.	1

(1) ITEM NO.	(2) SMR CODE	(3) NSN	(4) CAGEC	(5) PART NUMBER	(6) DESCRIPTION AND USABLE ON CODE (UOC)	(7) QTY
28	XDFZZ		34712	E09691-61	.PLATE,LABEL.....	1
END OF FIGURE						

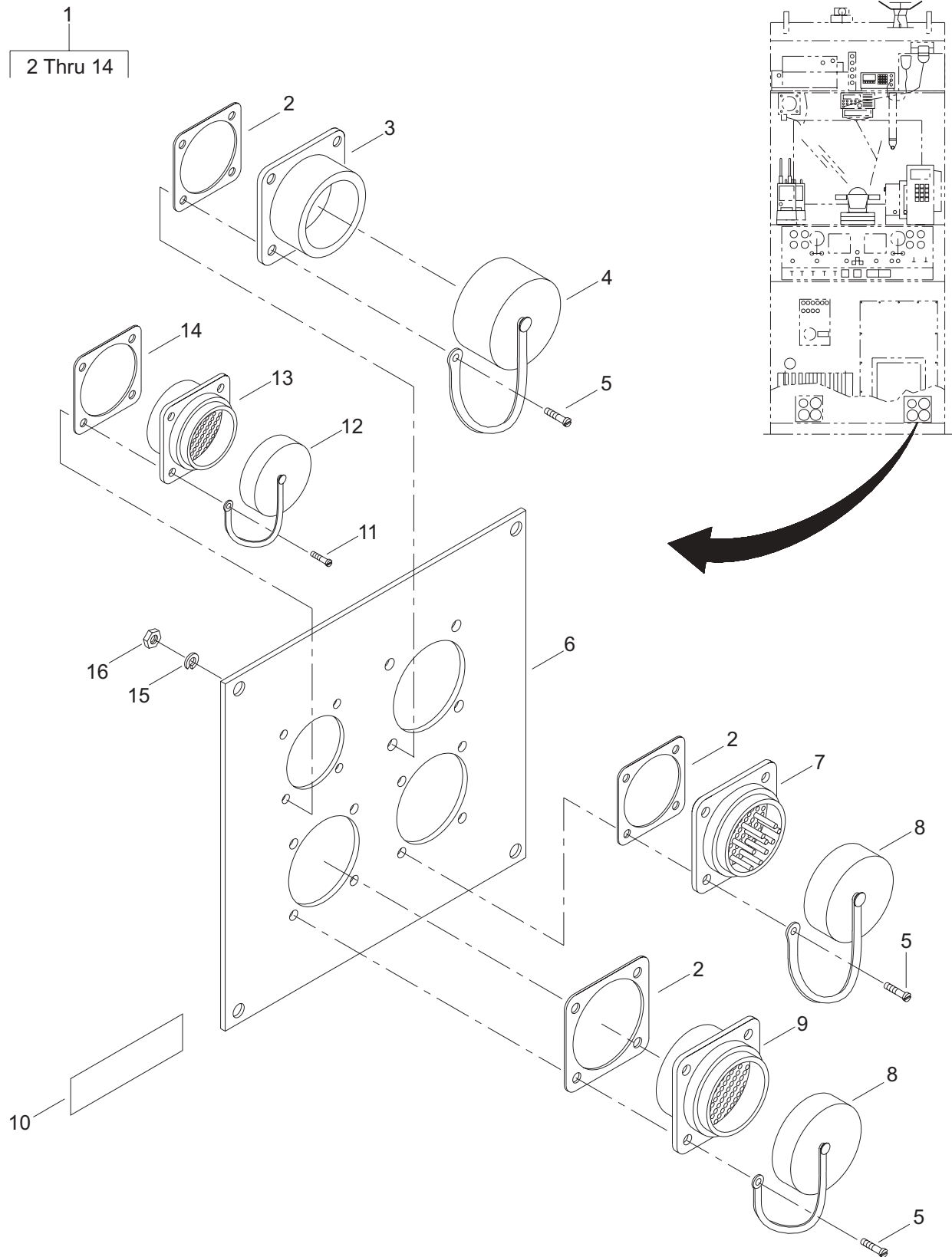


Figure 40. Starboard Receptacle Assembly

(1) ITEM NO.	(2) SMR CODE	(3) NSN	(4) CAGEC	(5) PART NUMBER	(6) DESCRIPTION AND USABLE ON CODE (UOC)	(7) QTY
GROUP 01						
FIG. 40 STARBOARD RECEPTACLE ASSEMBLY						
1	XDFFF		34712	E08873	STARBOARD RECEPTACL A5, STARBOARD RECEPTACLE ASSEMBLY	1
2	XDFZZ		34712	E26978-2	.GASKET	3
3	XDFZZ		77820	GTC020R28-7P	.RECEPTACLE.....	1
4	PAFZZ	5340-01-129-7503	77820	10-580902-283	.CAP,PROTECTIVE,DUST.....	1
5	XDFZZ		39428	91772A148	.SCREW,PAN HEAD	12
6	XDFZZ		34712	E12381	.PLATE, RECEPTACLE	1
7	PAFZZ	5935-01-371-5559	00779	208471-1	.CONNECTOR,RECEPTACL.....	1
8	XDFZZ		34712	E48709	.CAP,RECEPTACLE.....	2
9	PAFZZ	5935-01-430-4663	00779	208473-1	.CONNECTOR,RECEPTACL.....	1
10	XDFZZ		34712	E09691-86	.LABEL PLATE.....	1
11	XDFZZ		39428	91772A110	.SCREW,PAN HEAD	4
12	XDFZZ		34712	E48719	.CAP,RECEPTACLE.....	1
13	PAFZZ	5935-01-371-5560	00779	208489-1	.CONNECTOR,RECEPTACL.....	1
14	XDFZZ		34712	E26978-1	.GASKET	1
15	PAFZZ	5310-01-229-6260	39428	92146A029	WASHER,LOCK.....	4
16	XDOZZ		39428	91841A029	NUT,HEX	4
END OF FIGURE						

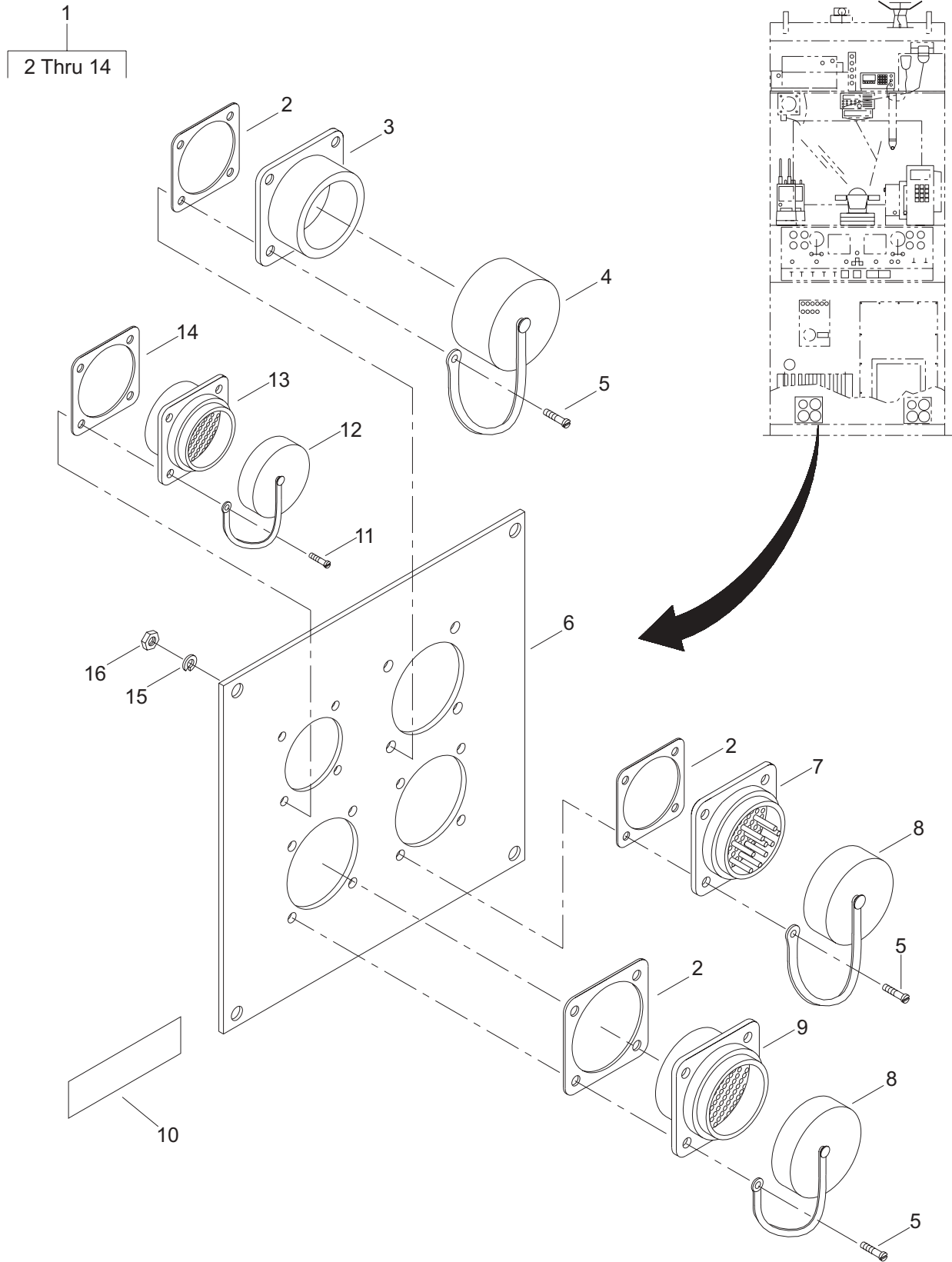


Figure 41. Port Receptacle Assembly

(1) ITEM NO.	(2) SMR CODE	(3) NSN	(4) CAGEC	(5) PART NUMBER	(6) DESCRIPTION AND USABLE ON CODE (UOC)	(7) QTY
					GROUP 01	
					FIG. 41 PORT RECEPTACLE ASSEMBLY	
1	XDFFF		34712	E08883	PORT RCPT ASSY	1
2	XDFZZ		34712	E26978-2	.GASKET	3
3	XDFZZ		77820	GTC020R28-7P	.RECEPTACLE.	1
4	PAFZZ	5340-01-129-7503	77820	10-580902-283	.CAP,PROTECTIVE,DUST.	1
5	XDFZZ		39428	91772A148	.SCREW,PAN HEAD	12
6	XDFZZ		34712	E12381	.PLATE, RECEPTACLE	1
7	PAFZZ	5935-01-371-5559	00779	208471-1	.CONNECTOR,RECEPTACL.	1
8	XDFZZ		34712	E48709	.CAP,RECEPTACLE.	2
9	PAFZZ	5935-01-430-4663	00779	208473-1	.CONNECTOR,RECEPTACL.	1
10	XDFZZ		34712	E09691-87	.LABEL PLATE.	1
11	XDFZZ		39428	91772A110	.SCREW,PAN HEAD	4
12	PAFZZ	5935-01-326-5054	00779	211903-1	.COVER,ELECTRICAL CO	1
13	PAFZZ	5935-01-371-5560	00779	208489-1	.CONNECTOR,RECEPTACL.	1
14	XDFZZ		34712	E26978-1	.GASKET	1
15	PAFZZ	5310-01-229-6260	39428	92146A029	WASHER,LOCK.	4
16	XDOZZ		39428	91841A029	NUT,HEX	4
END OF FIGURE						

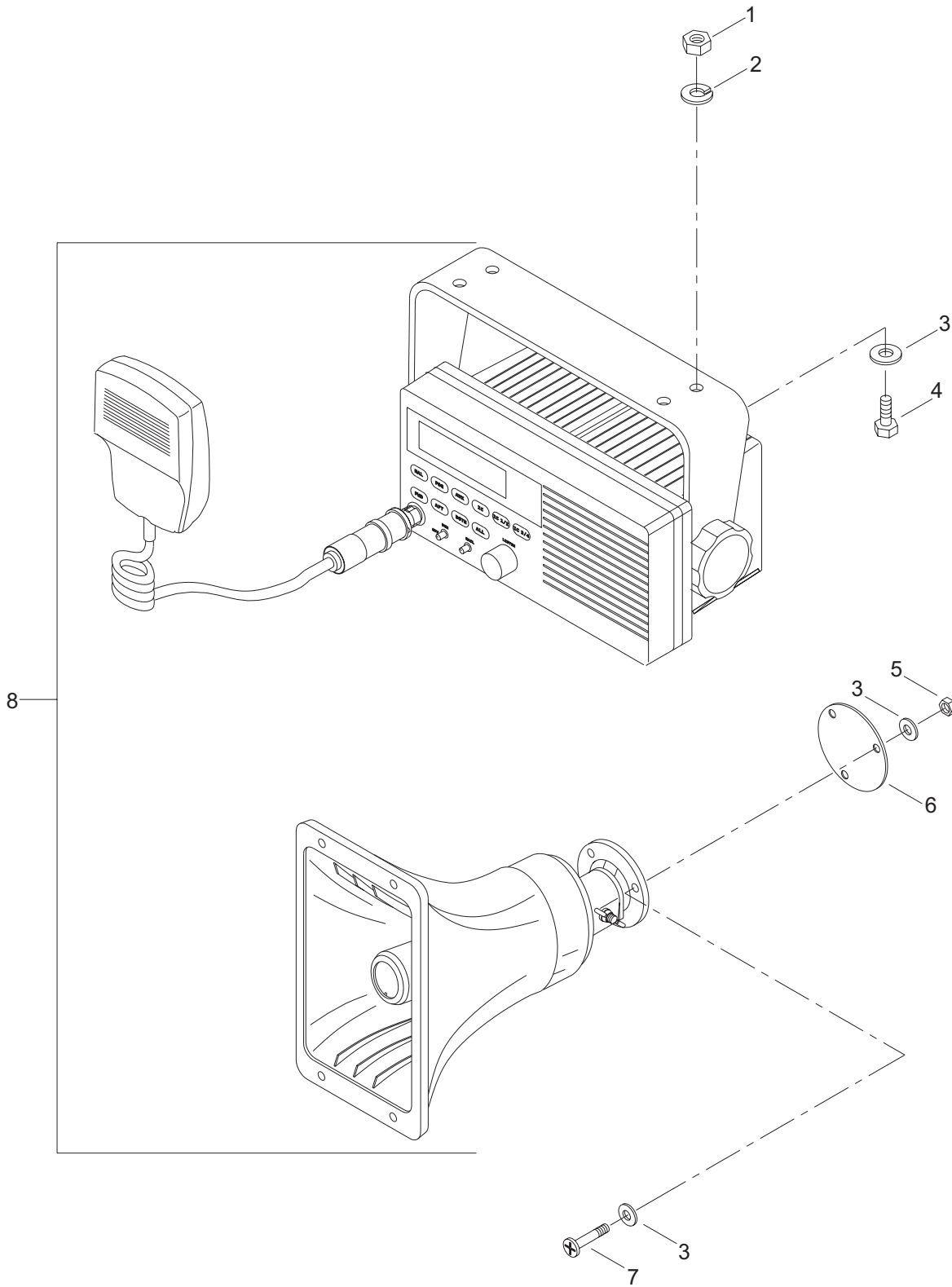


Figure 42. Loud Hailer

(1) ITEM NO.	(2) SMR CODE	(3) NSN	(4) CAGEC	(5) PART NUMBER	(6) DESCRIPTION AND USABLE ON CODE (UOC)	(7) QTY
					GROUP 01	
					FIG. 42 LOUD HAILER	
1	XDOZZ		39428	91841A029	NUT,HEX	4
2	PAFZZ	5310-01-229-6260	39428	92146A029	WASHER,LOCK.	4
3	PAFZZ	5310-00-687-6087	39428	92141A029	WASHER,FLAT	10
4	XDFZZ		39428	92240A540	SCREW,CAP,HEX HEAD.	4
5	XDOZZ		39428	91831A029	NUT	3
6	XDOZZ		34712	E41261	GASKET.....	1
7	XDOZZ		34712	0008571	CAPSCREW, PAN HEAD.	3
8	XDOLL		1TC81	M95997	LOUDHAILER	1
END OF FIGURE						

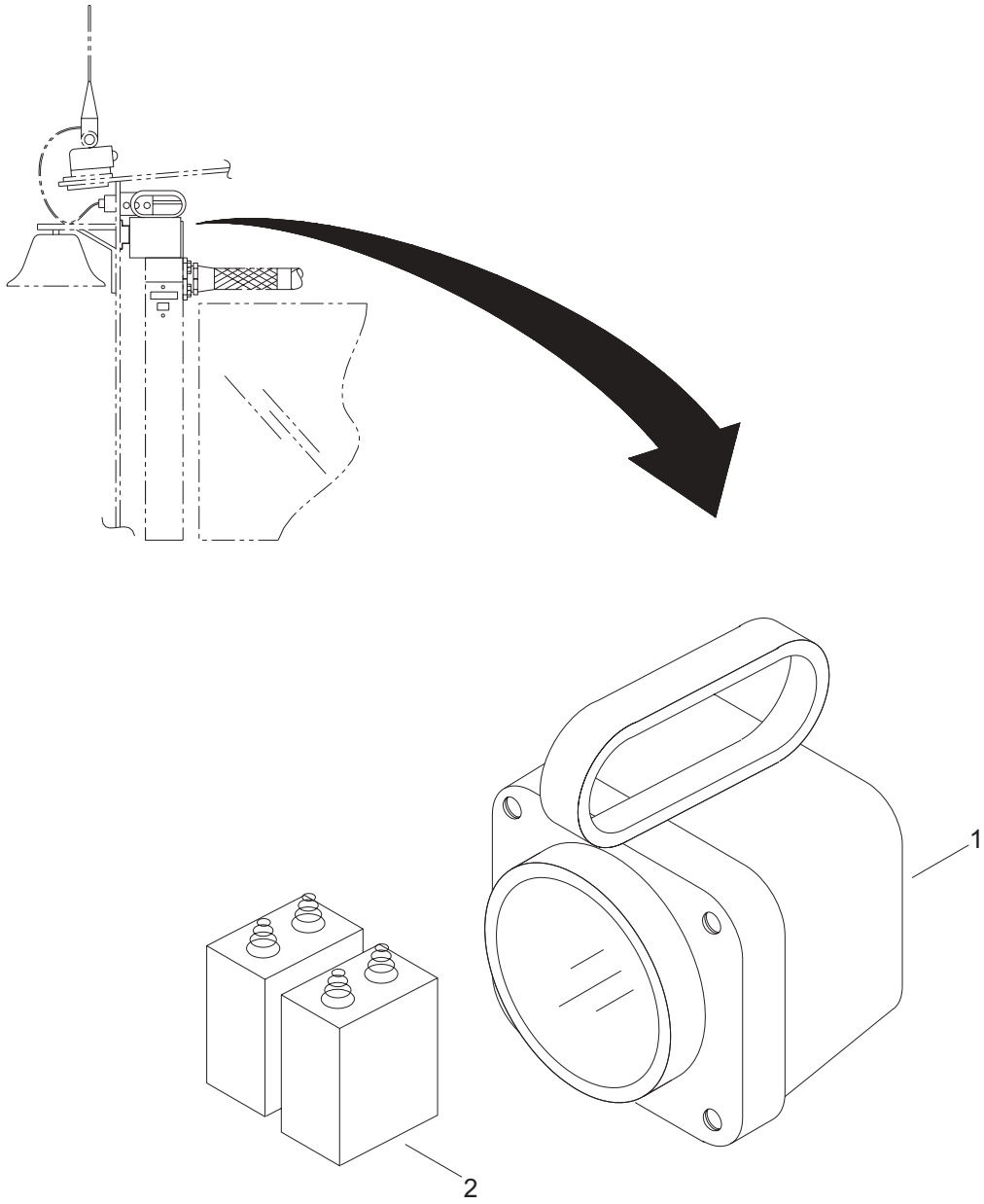


Figure 43. Battle Lantern

(1) ITEM NO.	(2) SMR CODE	(3) NSN	(4) CAGEC	(5) PART NUMBER	(6) DESCRIPTION AND USABLE ON CODE (UOC)	(7) QTY
					GROUP 01	
					FIG. 43 BATTLE LANTERN	
1	XDOOO		34712	E08118-1	LANTERN,BATTLE	1
2	XDOZZ		1VZM8	27C4887	BATTERY.....	2
					END OF FIGURE	

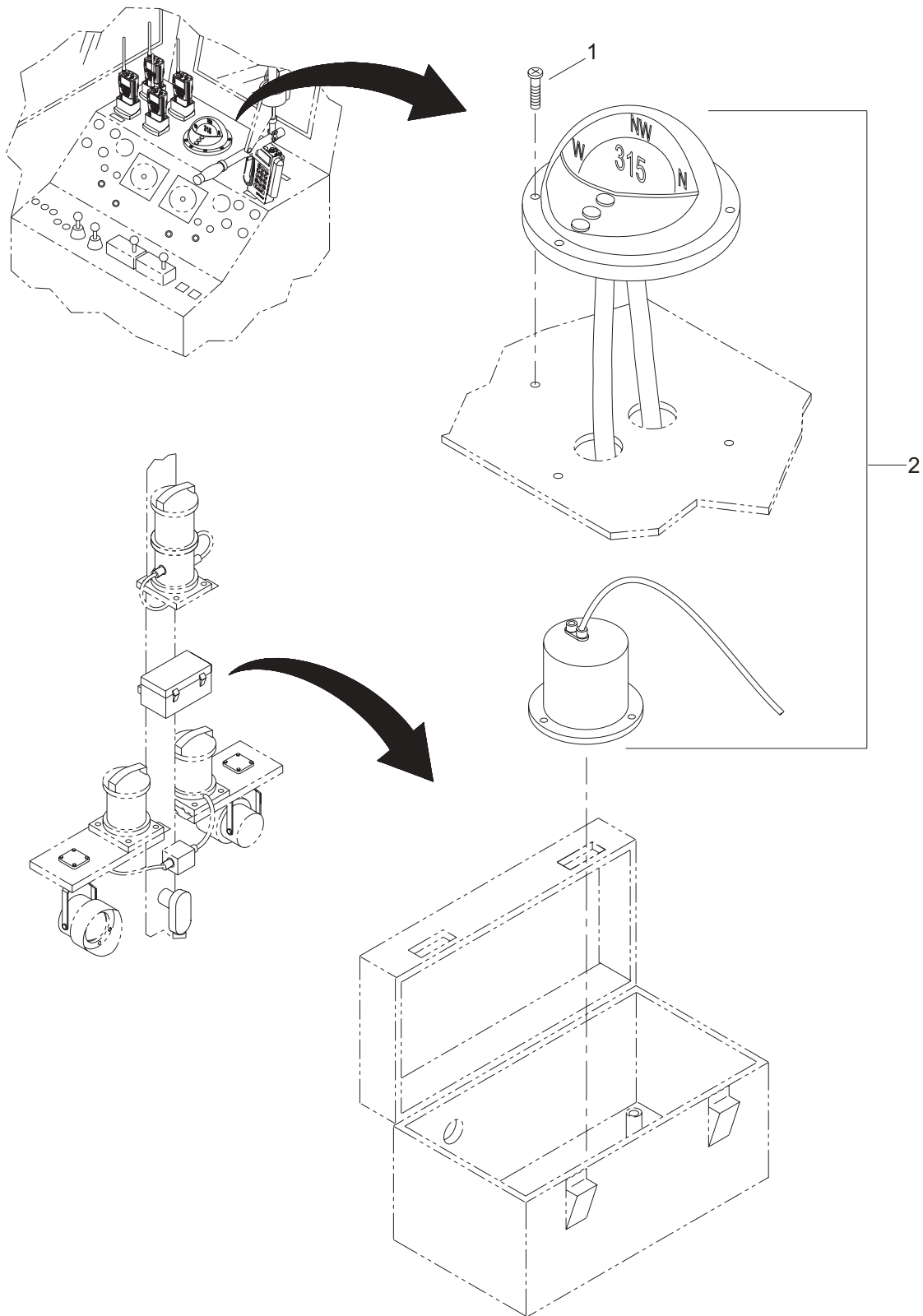


Figure 44. Compass

(1) ITEM NO.	(2) SMR CODE	(3) NSN	(4) CAGEC	(5) PART NUMBER	(6) DESCRIPTION AND USABLE ON CODE (UOC)	(7) QTY
					GROUP 01	
					FIG. 44 COMPASS	
1	XDFZZ		39428	91772A245	SCREW,MACHINE	3
2	XDOZZ		72197	01-0145-25	COMPASS,ELECTRONIC	1
					END OF FIGURE	

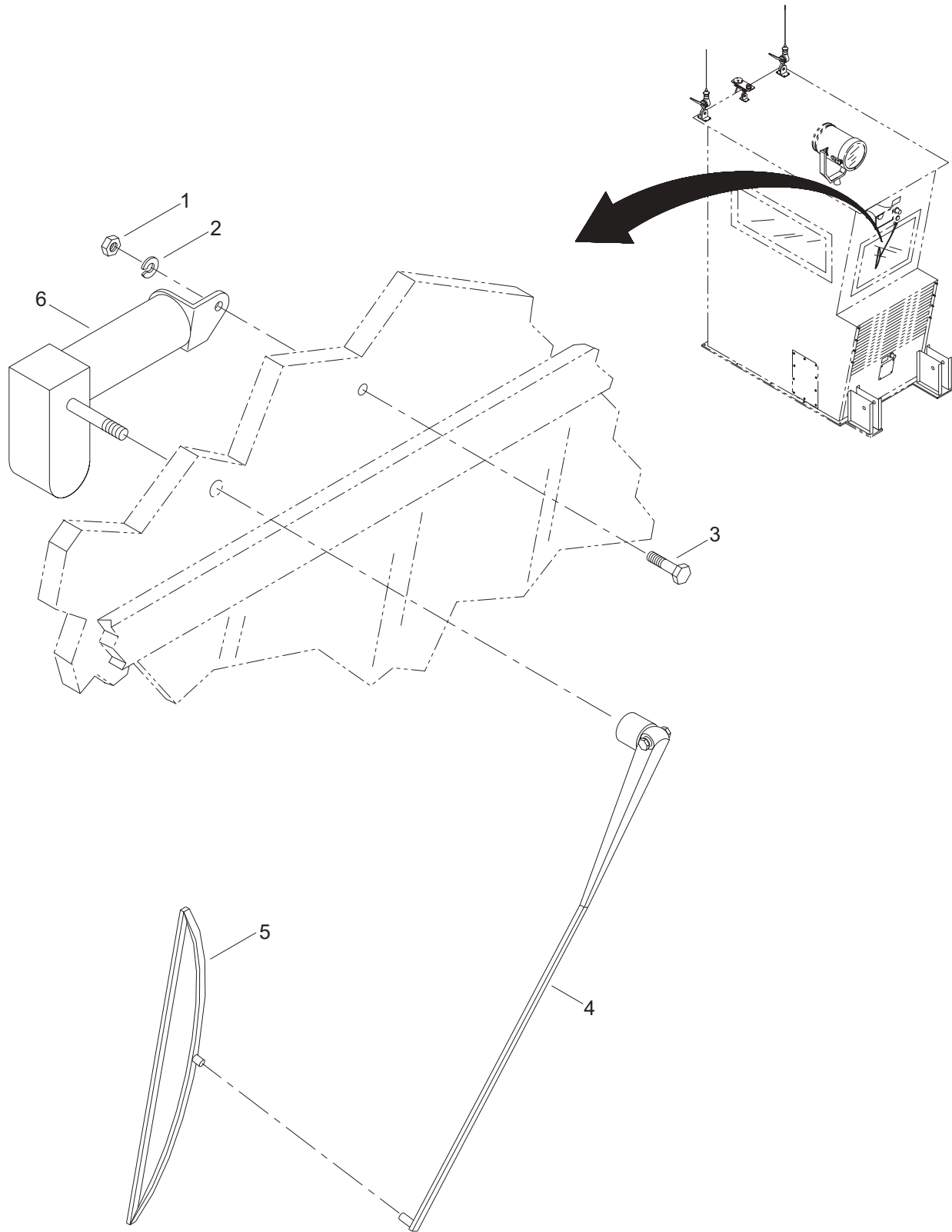


Figure 45. Windshield Wiper

(1) ITEM NO.	(2) SMR CODE	(3) NSN	(4) CAGEC	(5) PART NUMBER	(6) DESCRIPTION AND USABLE ON CODE (UOC)	(7) QTY
					GROUP 01	
					FIG. 45 WINDSHIELD WIPER	
1	XDOZZ		39428	91841A011	NUT,HEX	1
2	XDFZZ		39428	92146A550	WASHER,LOCK.	1
3	XDFZZ		39428	91772A245	SCREW,MACHINE	1
4	XDOZZ		24956	LE721156	ARM, WIPER	1
5	PAOZZ	2540-00-255-9206	24956	BD721020-10	BLADE,WINDSHIELD WI	1
6	XDOZZ		24956	WWF-24-C-1710B	MOTOR,WINDSHIELD	1
					END OF FIGURE	

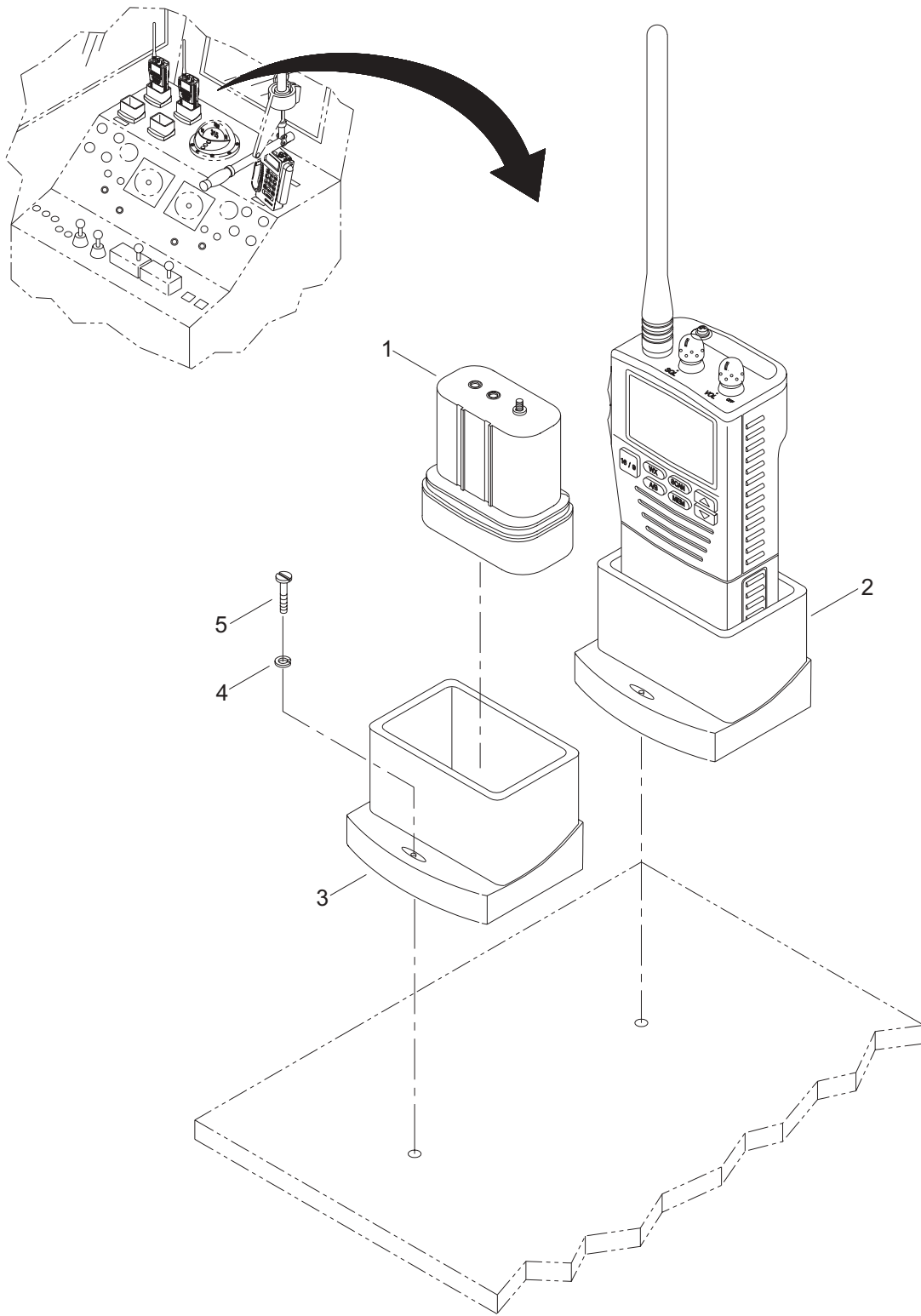


Figure 46. VHF-FM Portable Radio System/Charger

(1) ITEM NO.	(2) SMR CODE	(3) NSN	(4) CAGEC	(5) PART NUMBER	(6) DESCRIPTION AND USABLE ON CODE (UOC)	(7) QTY
					GROUP 01	
					FIG. 46 VHF-FM PORTABLE RADIO SYSTEM/CHARGER	
1	XDOZZ		1SU04	CNB350AS	BATTERY PACK	2
2	XDOZZ		1SU04	HX350SAS1S1	TRANSCEIVER	2
3	XDOZZ		1SU04	CCA250	CHARGING BUCKET	2
4	XDOZZ		39428	92146A545	WASHER, LOCK	4
5	XDOZZ		39428	91735A197	SCREW, PAN HEAD	4
					END OF FIGURE	

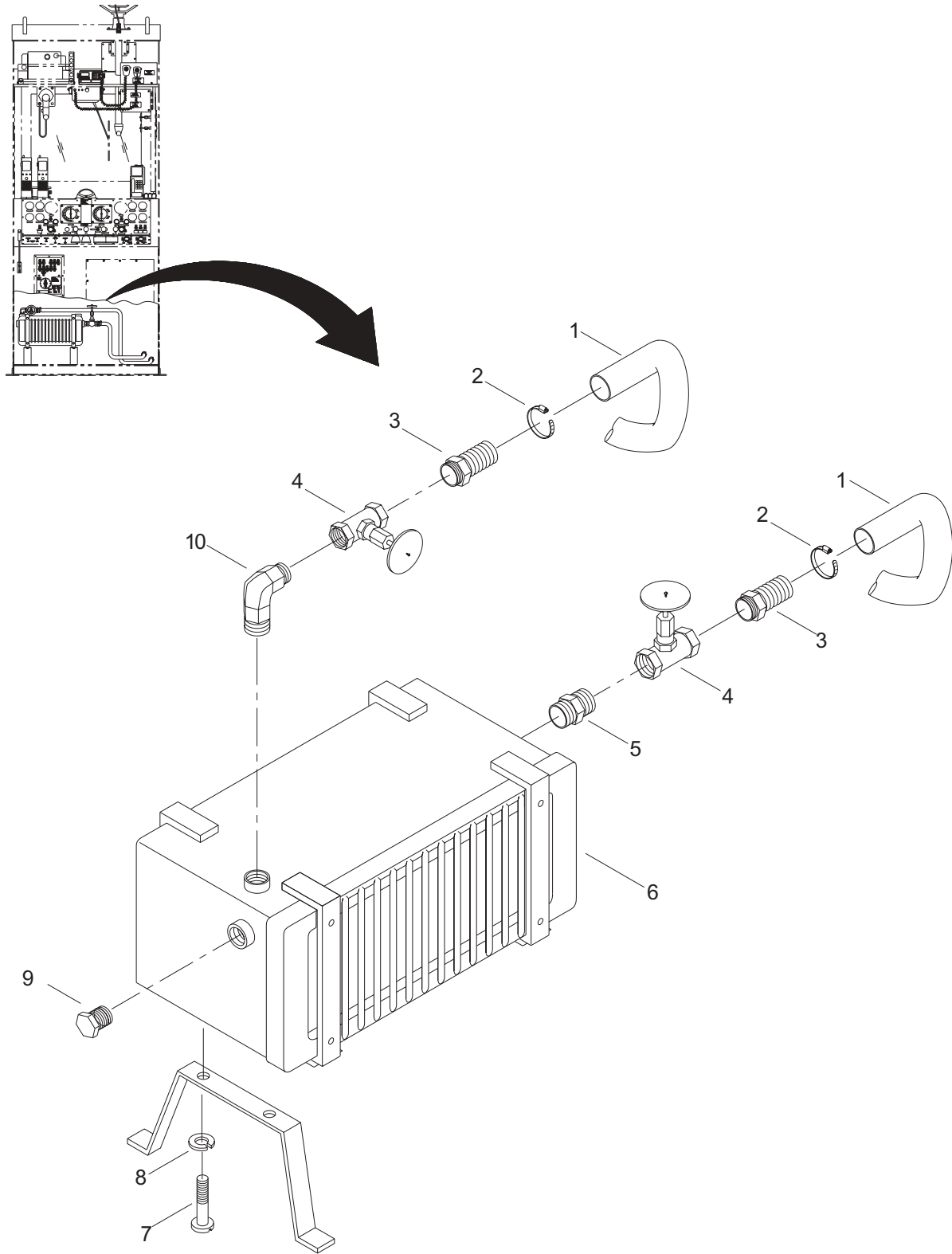


Figure 47. Heater (Sheet 1 of 3)

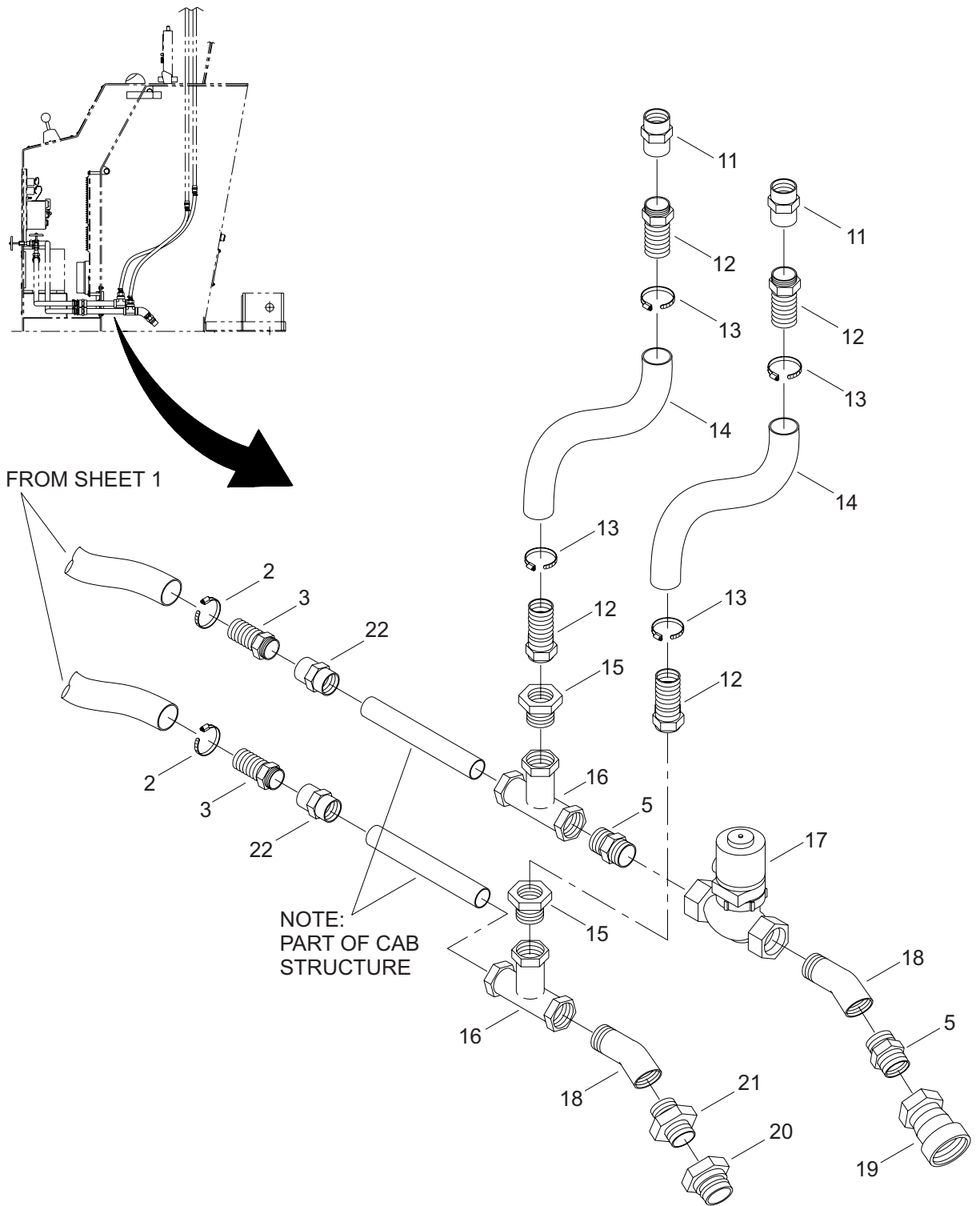


Figure 47. Heater (Sheet 2 of 3)

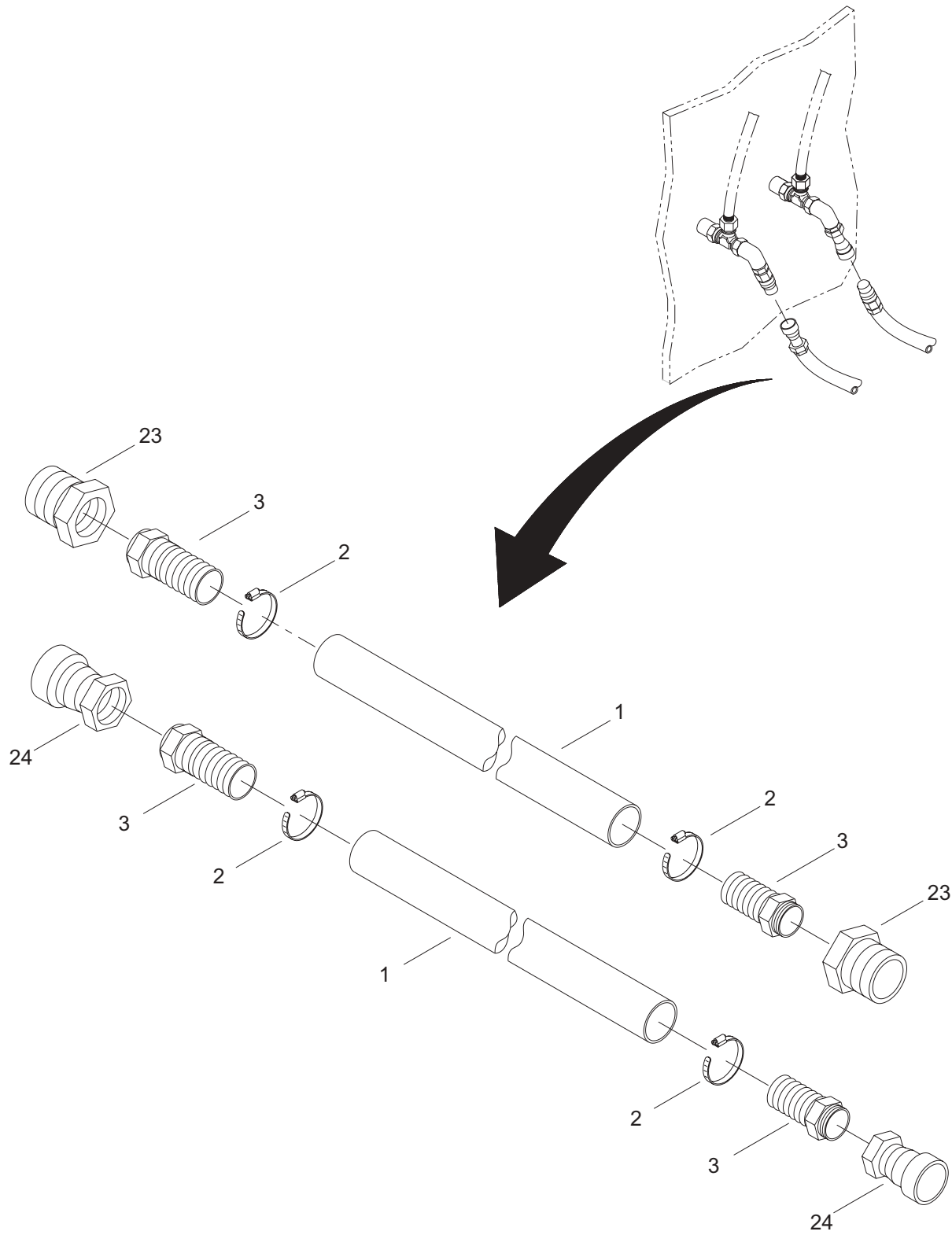


Figure 47. Heater (Sheet 3 of 3)

(1) ITEM NO.	(2) SMR CODE	(3) NSN	(4) CAGEC	(5) PART NUMBER	(6) DESCRIPTION AND USABLE ON CODE (UOC)	(7) QTY
GROUP 01						
FIG. 47 HEATER						
1	MFFZZ		07096	80-075	HOSE .75 ID X 46	4
2	XDFZZ		32142	MAH-12	CLAMP, HOSE	8
3	XDFZZ		32142	3514	NIPPLE, HOSE	8
4	XDFZZ		1CY65	E19018-1	VALVE, NEEDLE	2
5	XDFZZ		45681	3/4 FF S	NIPPLE, PIPE	3
6	XDFZZ		71741	001-0244F24	HEATER	1
7	XDFZZ		39428	92240A537	SCREW, CAP, HEX HEAD	4
8	PAFZZ	5310-01-229-6260	39428	92146A029	WASHER, LOCK	4
9	XDFZZ		39428	50925K396	PLUG, PIPE	1
10	XDFZZ		1B058	3/4 CR S	ELBOW, MALE 90 DEGREE	1
11	XDFZZ		45681	3/8 GG S	COUPLING, PIPE	2
12	XDFZZ		32142	3506	NIPPLE, HOSE	4
13	XDFZZ		39428	54155K32	CLAMP, HOSE	4
14	PAFZZ	4720-01-194-1616	07096	80-038	HOSE, NONMETALLIC .38 ID X 30	2
15	XDFZZ		45681	3/4 X 3/8 PTR S	REDUCER, PIPE	2
16	XDFZZ		1B058	3/4 MMO S	TEE, PIPE, FEMALE	2
17	XDOZZ		76093	18A23	VALVE, SOLENOID	1
18	PFFZZ	4730-00-670-6016	81343	12-12 140339C/ CAD/	ELBOW, PIPE	2
19	XDFZZ		34712	E19138-1	DISCONNECT, QUICK, FE	1
20	XDFZZ		34712	E19128-1	DISCONNECT, QUICK, MA	1
21	XDOZZ		56173	CHK BRS 1200- 12M12M-B	VALVE, CHECK	1
22	XDFZZ		45681	3/4 GG S	COUPLING, PIPE	2
23	PAOZZ	4730-00-608-1043	01276	FD-45-1002-12-12	COUPLING HALF, QUICK	2
24	XDOZZ		01276	FD-45-4001-12-12	DISCONNECT, QUICK, FE	2
END OF FIGURE						

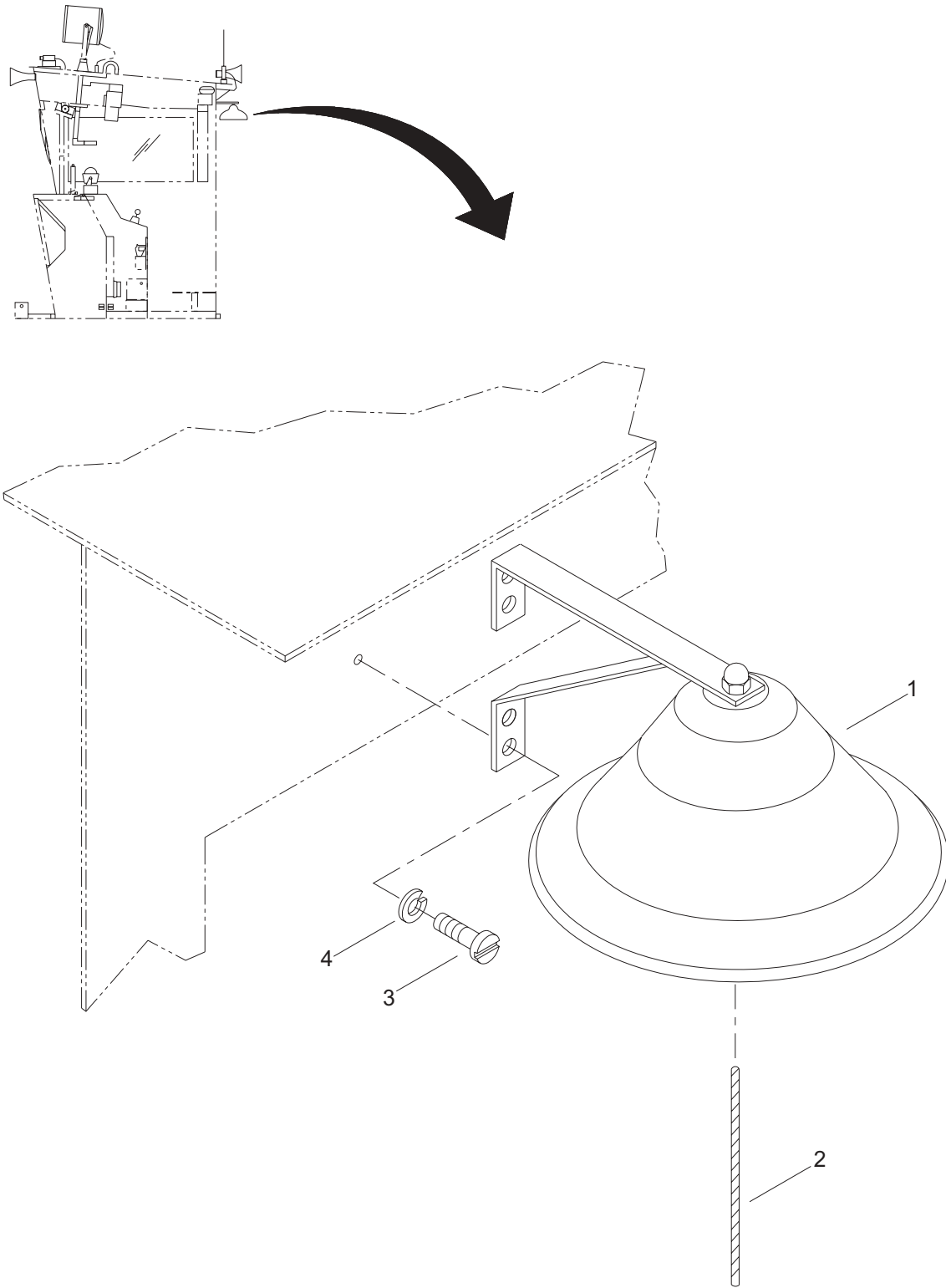


Figure 48. Navigational Bell

(1) ITEM NO.	(2) SMR CODE	(3) NSN	(4) CAGEC	(5) PART NUMBER	(6) DESCRIPTION AND USABLE ON CODE (UOC)	(7) QTY
					GROUP 01	
					FIG. 48 NAVIGATIONAL BELL	
1	XDOZZ		46576	179 012 PLB	BELL, NAVIGATION.	1
2	XDOZZ		39428	3828T14	ROPE, POLYESTER	1
3	XDOZZ		39428	91772A244	SCREW,PAN HEAD.	4
4	PAFZZ	5310-01-229-6260	39428	92146A029	WASHER,LOCK.	4
END OF FIGURE						

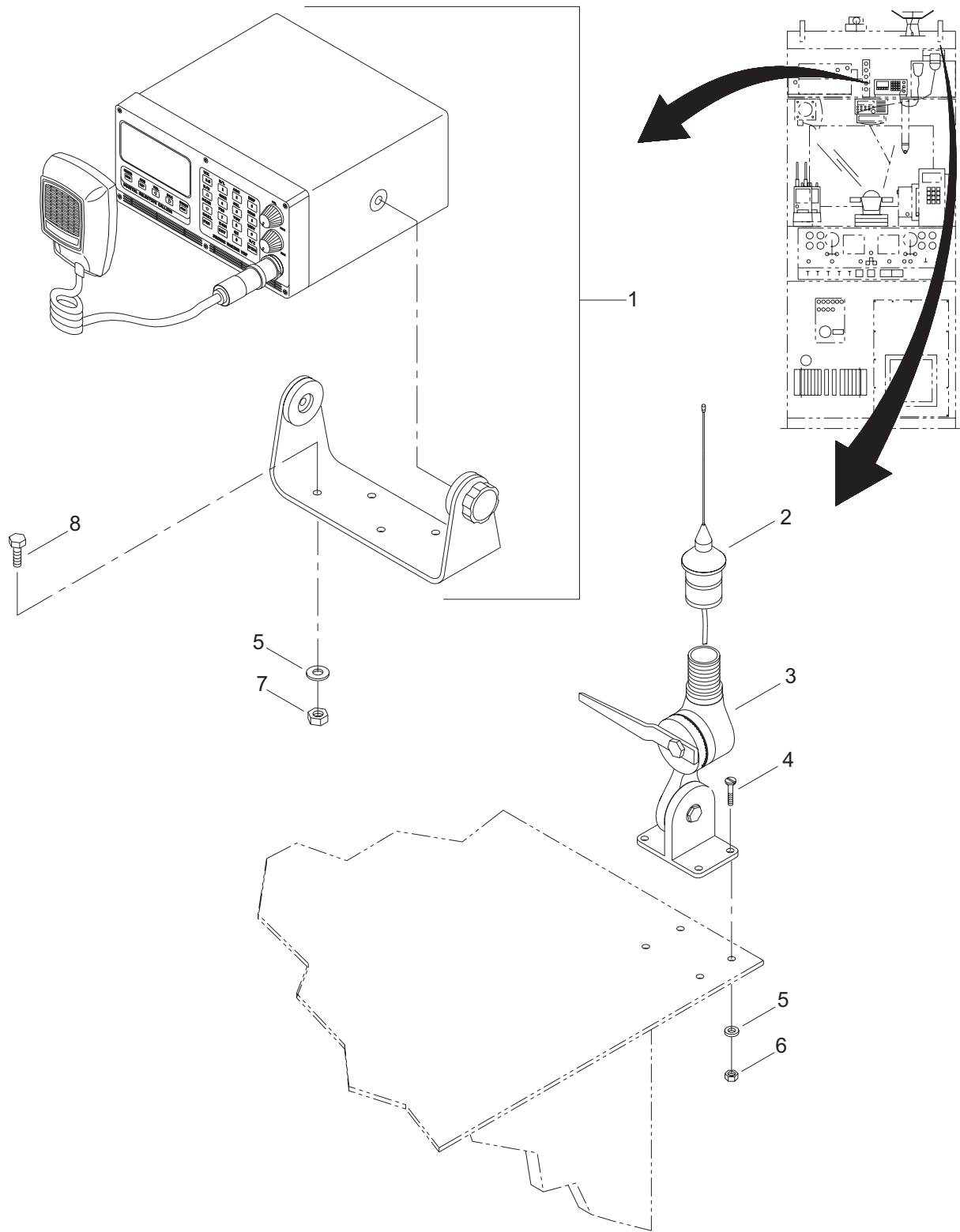


Figure 49. VHF-FM Radio System

(1) ITEM NO.	(2) SMR CODE	(3) NSN	(4) CAGEC	(5) PART NUMBER	(6) DESCRIPTION AND USABLE ON CODE (UOC)	(7) QTY
					GROUP 01	
					FIG. 49 VHF-FM RADIO SYSTEM	
1	XDOZZ		34712	E40598-1	TRANSCEIVER	1
2	XDOZZ		23657	5225-XT	ANTENNA	1
3	PAOZZ	5985-01-379-0792	23657	4187	BASE,ANTENNA SUPPORT.....	1
4	XDFZZ		39428	91500A542	SCREW,FLAT HEAD	4
5	PAOZZ	5310-00-687-6087	39428	92141A029	WASHER,FLAT	8
6	XDOZZ		39428	91831A029	NUT	4
7	XDOZZ		39428	91841A029	NUT,HEX	4
8	XDFZZ		39428	92240A540	SCREW,CAP,HEX HEAD.....	4
END OF FIGURE						

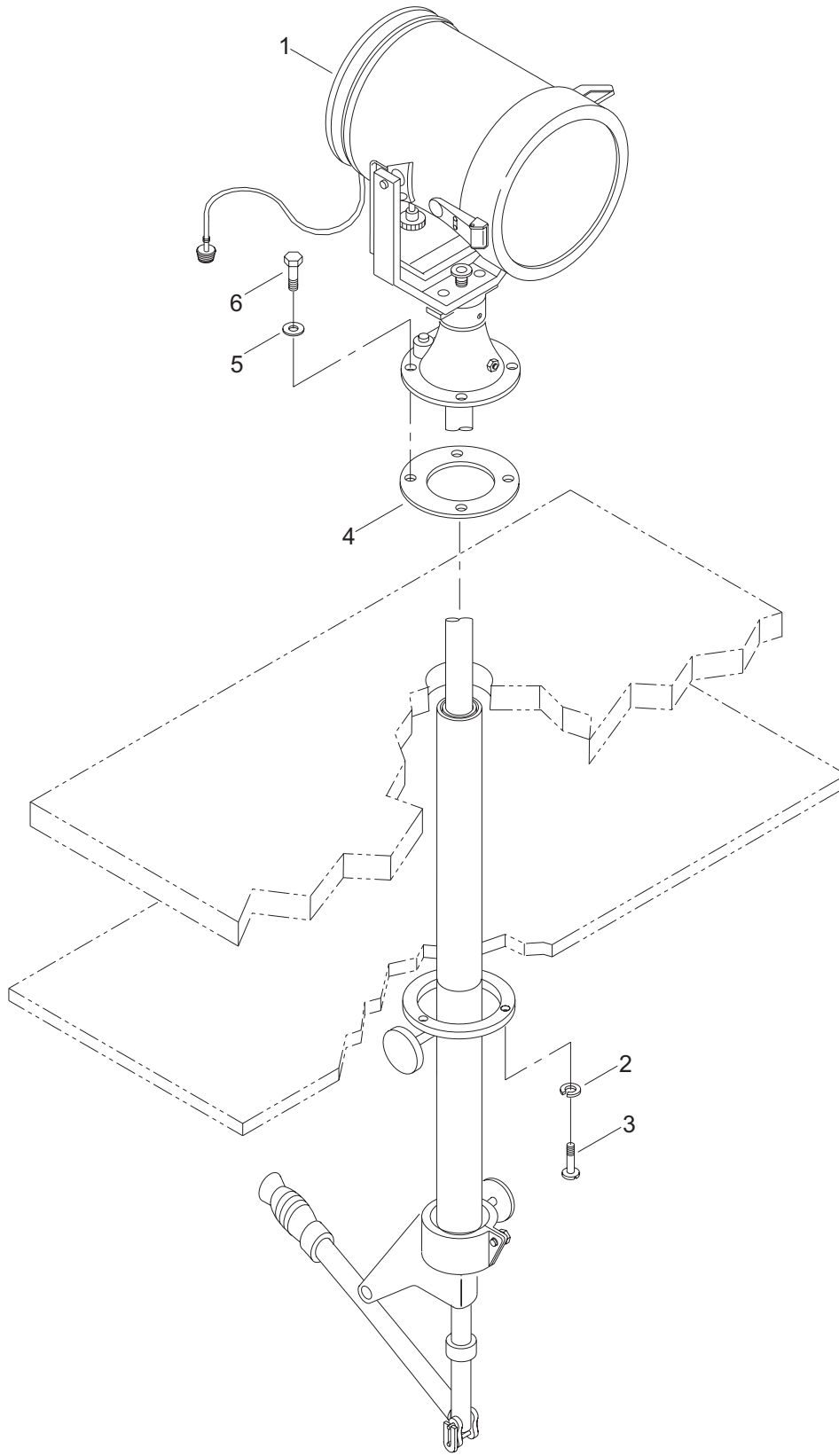


Figure 50. Spotlight

(1) ITEM NO.	(2) SMR CODE	(3) NSN	(4) CAGEC	(5) PART NUMBER	(6) DESCRIPTION AND USABLE ON CODE (UOC)	(7) QTY
					GROUP 01	
					FIG. 50 SPOTLIGHT	
1	XDOZZ		34712	E25649	SPOTLIGHT.....	1
2	PAFZZ	5310-01-229-6260	39428	92146A029	WASHER,LOCK.....	3
3	XDFZZ		39428	91772A245	SCREW,MACHINE.....	3
4	XDOZZ		34712	E24701	GASKET.....	1
5	XDOZZ		39428	92141A031	WASHER.....	4
6	PAOZZ	5305-01-482-6298	39428	92240A624	SCREW,CAP,HEXAGON HD.....	4
					END OF FIGURE	

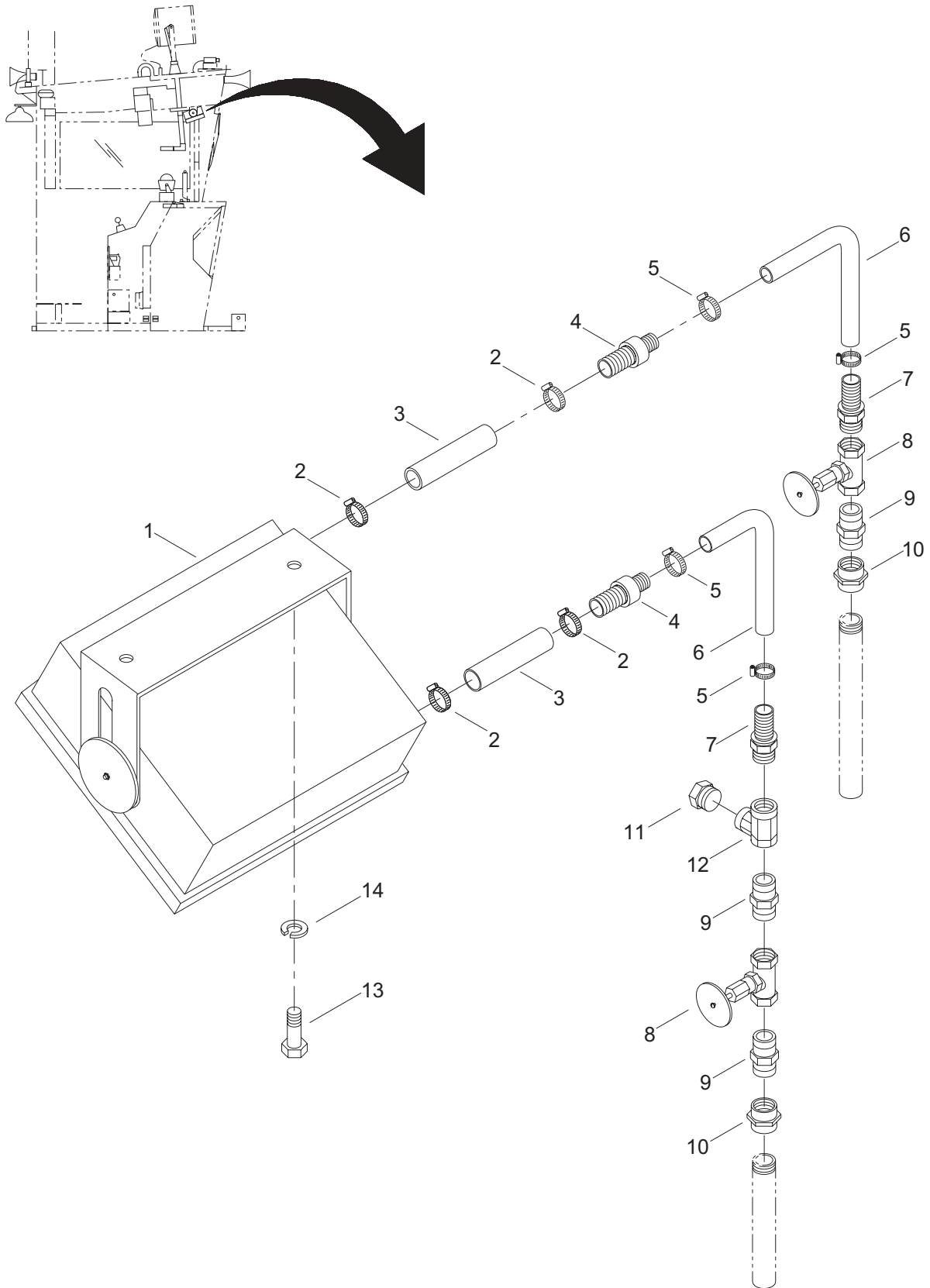


Figure 51. Defroster

(1) ITEM NO.	(2) SMR CODE	(3) NSN	(4) CAGEC	(5) PART NUMBER	(6) DESCRIPTION AND USABLE ON CODE (UOC)	(7) QTY
GROUP 01						
FIG. 51 DEFROSTER						
1	XDFZZ		71741	001-020624	DEFROSTER.....	1
2	XDFZZ		32142	MAH-12	CLAMP, HOSE.....	4
3	MFFZZ	4720-01-132-7124	07096	80-062	HOSE, NONMETALLIC .62 ID X 6"	2
4	XDFZZ		09990	N10UCB-6	UNION CONNECTOR.....	2
5	XDFZZ		39428	54155K32	CLAMP, HOSE.....	4
6	PAFZZ	4720-01-194-1616	07096	80-038	HOSE, NONMETALLIC .38 ID X 21"	2
7	XDFZZ		32142	3506	NIPPLE, HOSE.....	2
8	XDFZZ		1CY65	E19018-2	VALVE, NEEDLE.....	2
9	XDFZZ		45681	3/8 FF S	NIPPLE, PIPE.....	3
10	XDFZZ		39428	4638K732	UNION, PIPE.....	2
11	PFFZZ	4730-00-958-8599	93061	3/8 HP S	PLUG, PIPE.....	1
12	XDFZZ		1B058	3/8 MMO S	TEE, PIPE, FEMALE.....	1
13	XDFZZ		39428	92240A537	SCREW, CAP, HEX HEAD.....	2
14	PAFZZ	5310-01-229-6260	39428	92146A029	WASHER, LOCK.....	2
END OF FIGURE						

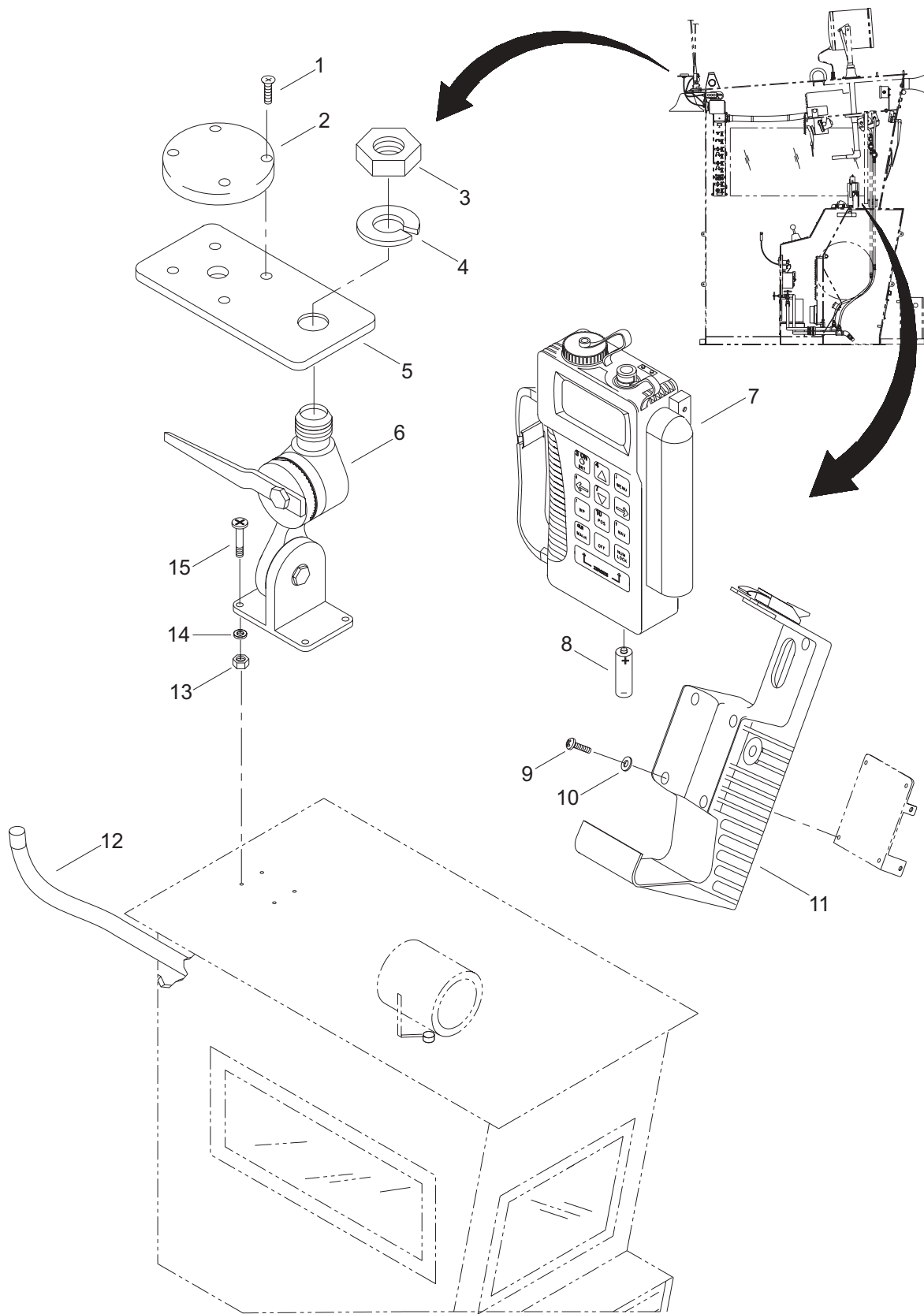


Figure 52. Global Positioning System

(1) ITEM NO.	(2) SMR CODE	(3) NSN	(4) CAGEC	(5) PART NUMBER	(6) DESCRIPTION AND USABLE ON CODE (UOC)	(7) QTY
					GROUP 01	
					FIG. 52 GLOBAL POSITIONING SYSTEM	
1	XDOZZ		34712	0008565	SCREW,CAP,SOCKET HD	4
2	PAOZZ	5985-01-423-5827	13499	013-1925-100	ANTENNA	1
3	XDOZZ		34712	0008483	HEX NUT	1
4	XDOZZ		34712	0008455	WASHER,LOCK.	1
5	XDOZZ		34712	E41271	MOUNT,GPS ANTENNA	1
6	PAOZZ	5985-01-379-0792	23657	4187	BASE,ANTENNA SUPPORT.	1
7	PAFDZ	5825-01-395-3513	F5491	822-0077-103	NAVIGATION SET,SATELITE	1
8	XDOZZ		13499	221-0500-020	BATTERY.	1
9	XDOZZ		39428	91772A244	SCREW,PAN HEAD.	4
10	XDFZZ		39428	92146A550	WASHER,LOCK.	4
11	PFOZZ	5975-01-375-1302	13499	986-0645-001	MOUNTING BASE,ELECT	1
12	XDOZZ		13499	426-0141-080	CABLE	1
13	XDOZZ		39428	91831A029	NUT	4
14	PAOZZ	5310-00-687-6087	39428	92141A029	WASHER,FLAT	4
15	XDFZZ		39428	91500A542	SCREW,FLAT HEAD	4
END OF FIGURE						

4
5 Thru 39

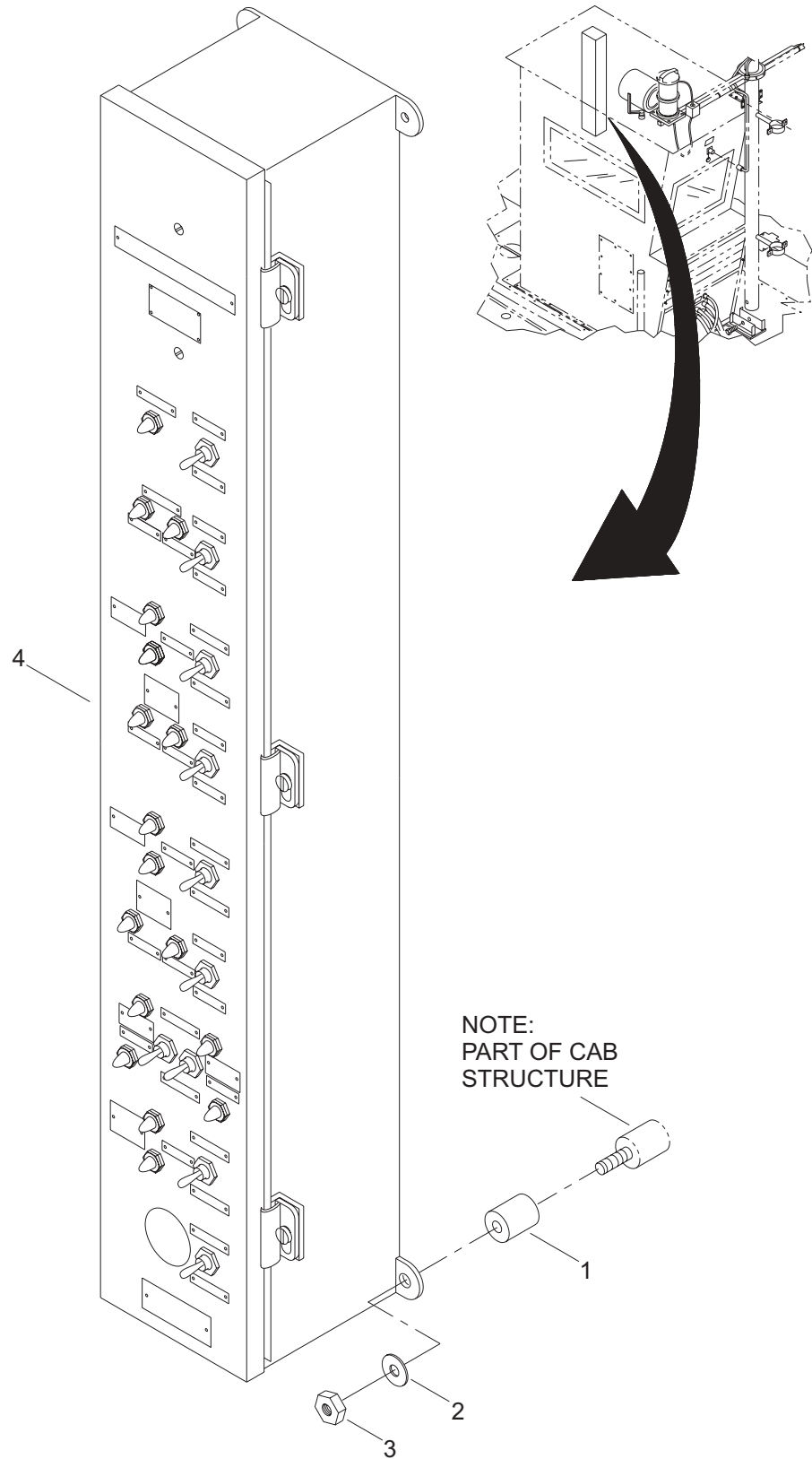


Figure 53. Mast Enclosure Assembly (Sheet 1 of 4)

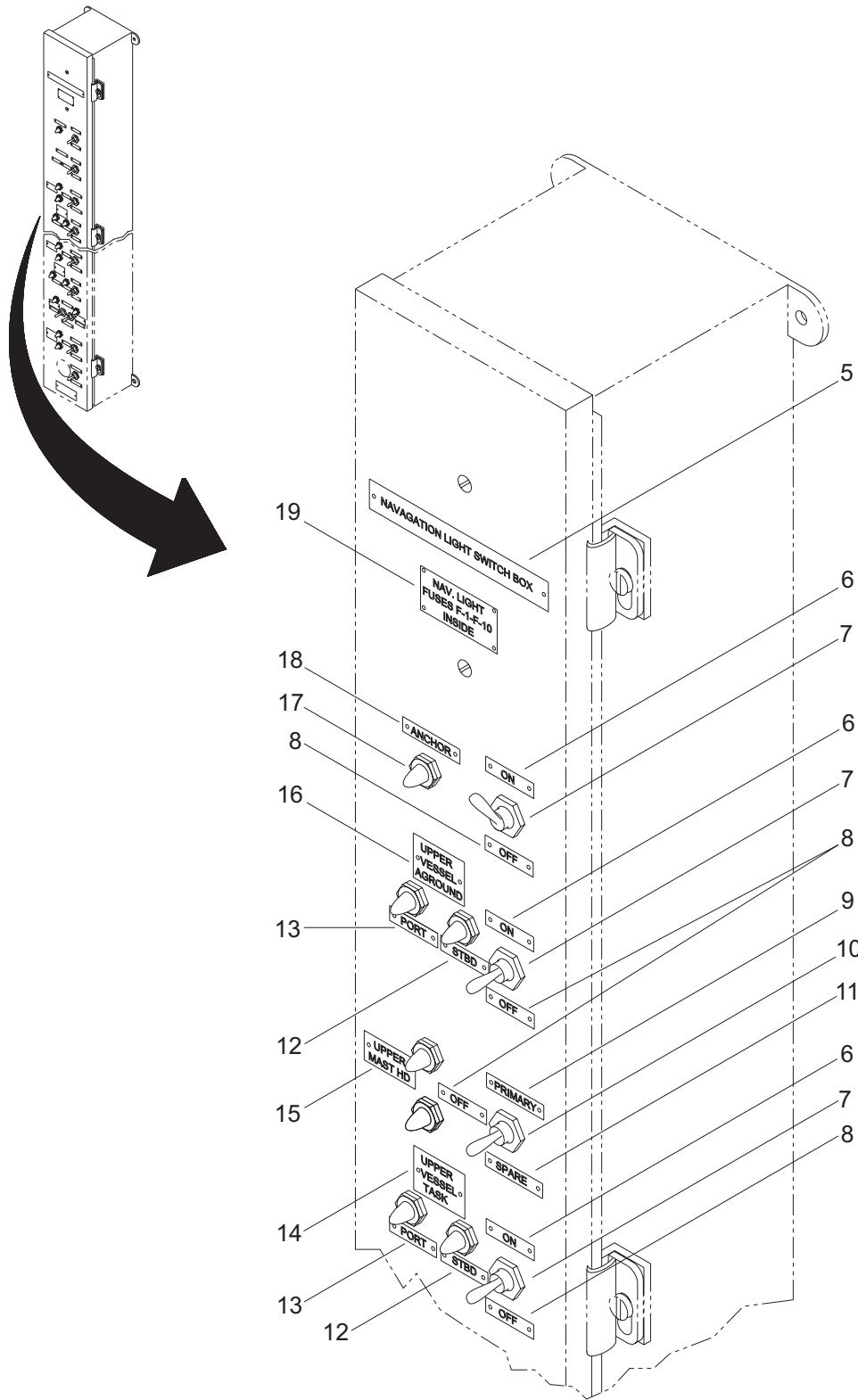


Figure 53. Mast Enclosure Assembly (Sheet 2 of 4)

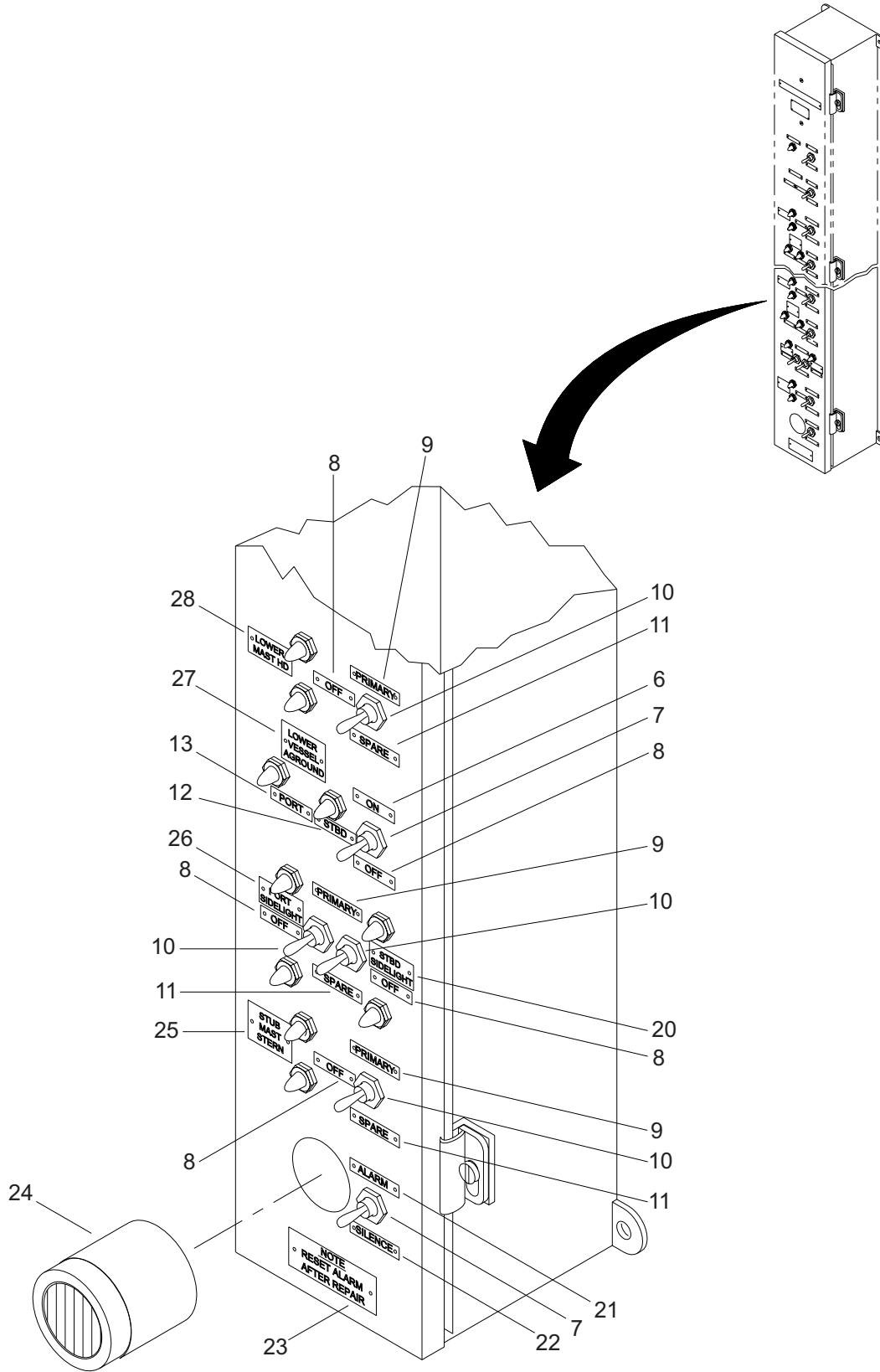


Figure 53. Mast Enclosure Assembly (Sheet 3 of 4)

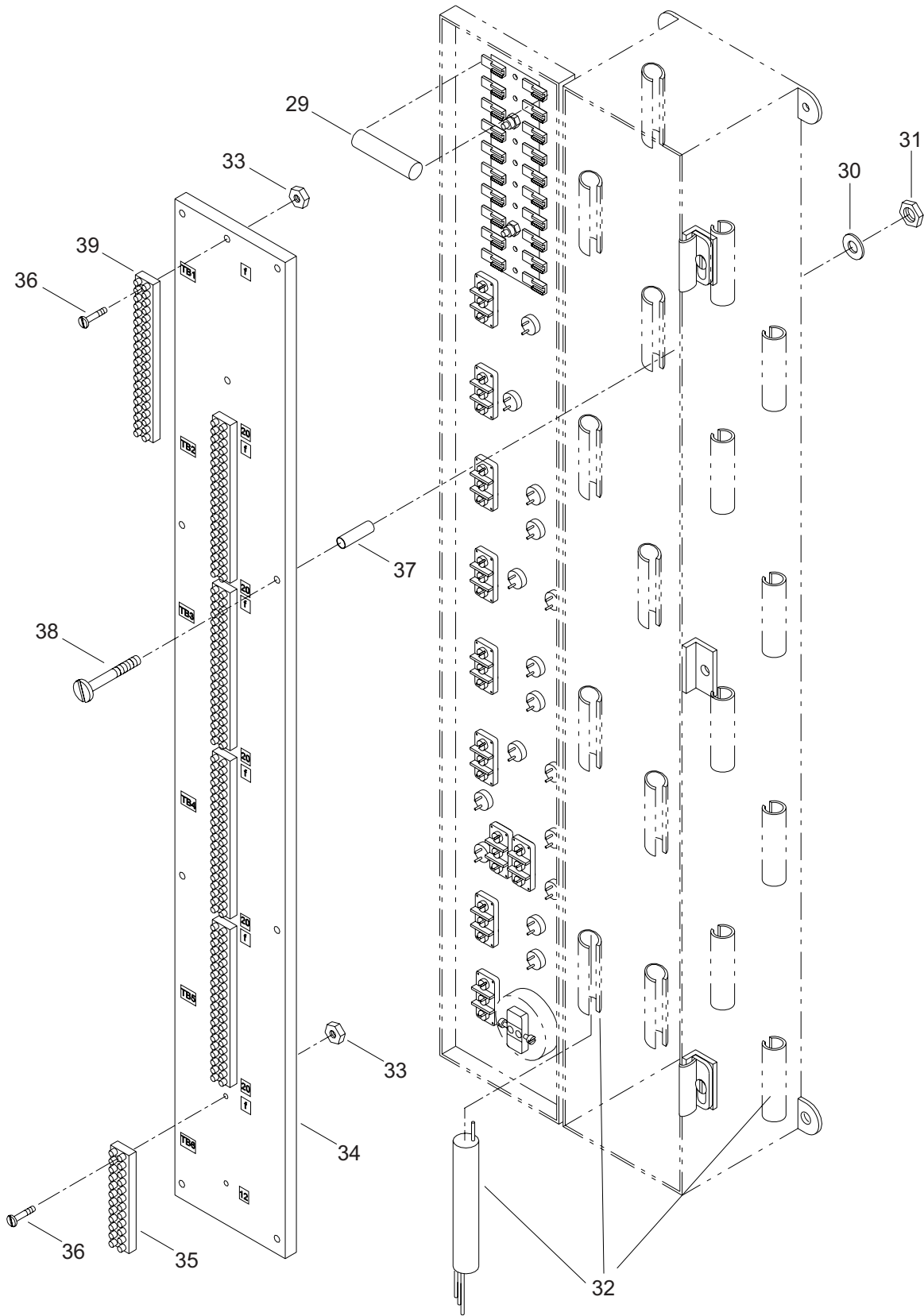


Figure 53. Mast Enclosure Assembly (Sheet 4 of 4)

(1) ITEM NO.	(2) SMR CODE	(3) NSN	(4) CAGEC	(5) PART NUMBER	(6) DESCRIPTION AND USABLE ON CODE (UOC)	(7) QTY
					GROUP 01	
					FIG. 53 MAST ENCLOSURE ASSEMBLY	
1	XDFZZ		34712	E30501	SPACER, TUBING	4
2	PAOZZ	5310-00-687-6087	39428	92141A029	WASHER, FLAT	4
3	XDOZZ		39428	91831A029	NUT	4
4	XDFFF		34712	E49513	MAST ENCLOSURE ASSY	1
5	XDFZZ		34712	E09691-192	.LABEL PLATE	1
6	XDFZZ		34712	E09691-121	.LABEL PLATE	4
7	XDFZZ		91929	MS24523-22	.SWITCH, TOGGLE	5
8	XDFZZ		34712	E09691-122	.LABEL PLATE	9
9	XDFZZ		34712	E09691-12	.LABEL PLATE	4
10	XDFZZ		91929	MS24523-21	.SWITCH, TOGGLE	5
11	XDFZZ		34712	E09691-13	.LABEL PLATE	4
12	XDFZZ		34712	E09691-132	.LABEL PLATE	3
13	XDFZZ		34712	E09691-131	.LABEL PLATE	3
14	XDFZZ		34712	E09691-191	.LABEL PLATE	1
15	XDFZZ		34712	E09691-4	.LABEL PLATE	1
16	XDFZZ		34712	E09691-5	.LABEL PLATE	1
17	XDFZZ		96312	249-7872-3731-504	.INDICATOR LIGHT	17
18	XDFZZ		34712	E09691-1	.LABEL PLATE	1
19	XDFZZ		34712	E09691-103	.LABEL PLATE	1
20	XDFZZ		34712	E09691-3	.LABEL PLATE	1
21	XDFZZ		34712	E09691-123	.LABEL PLATE	1
22	XDFZZ		34712	E09691-124	.LABEL PLATE	1
23	XDFZZ		34712	E09691-126	.LABEL PLATE	1
24	XDFZZ		02828	SC628AJ	.BEEPER, SONALERT	1
25	XDFZZ		34712	E09691-8	.LABEL PLATE	1
26	XDFZZ		34712	E09691-2	.LABEL PLATE	1
27	XDFZZ		34712	E09691-7	.LABEL PLATE	1
28	XDFZZ		34712	E09691-6	.LABEL PLATE	1

(1) ITEM NO.	(2) SMR CODE	(3) NSN	(4) CAGEC	(5) PART NUMBER	(6) DESCRIPTION AND USABLE ON CODE (UOC)	(7) QTY
29	PAFZZ	5920-00-284-6787	81349	F02A250V5A	.FUSE,CARTRIDGE	10
30	XDFZZ		39428	92141A009	.WASHER,FLAT	8
31	XDFZZ		39428	91841A009	.NUT,HEX.	8
32	XDFZZ		34712	E27623	.REED SWITCH ASSY	17
33	XDFZZ		39428	91841A007	.NUT,HEX.	12
34	XDFZZ		34712	E27701	.BACK PLATE	1
35	PFFZZ	5940-01-349-8392	06229	29.401.1253	.TERMINAL BOARD	1
36	XDFZZ		39428	91772A151	.SCREW,PAN HEAD	12
37	XDFZZ		91883	1957	.STANDOFF	8
38	PAFZZ	5305-00-054-6668	39428	91772A192	.SCREW,MACHINE	8
39	PFFZZ	5940-01-461-2813	06229	29.401.2053	.TERMINAL BOARD	5
END OF FIGURE						

1
2 Thru 17

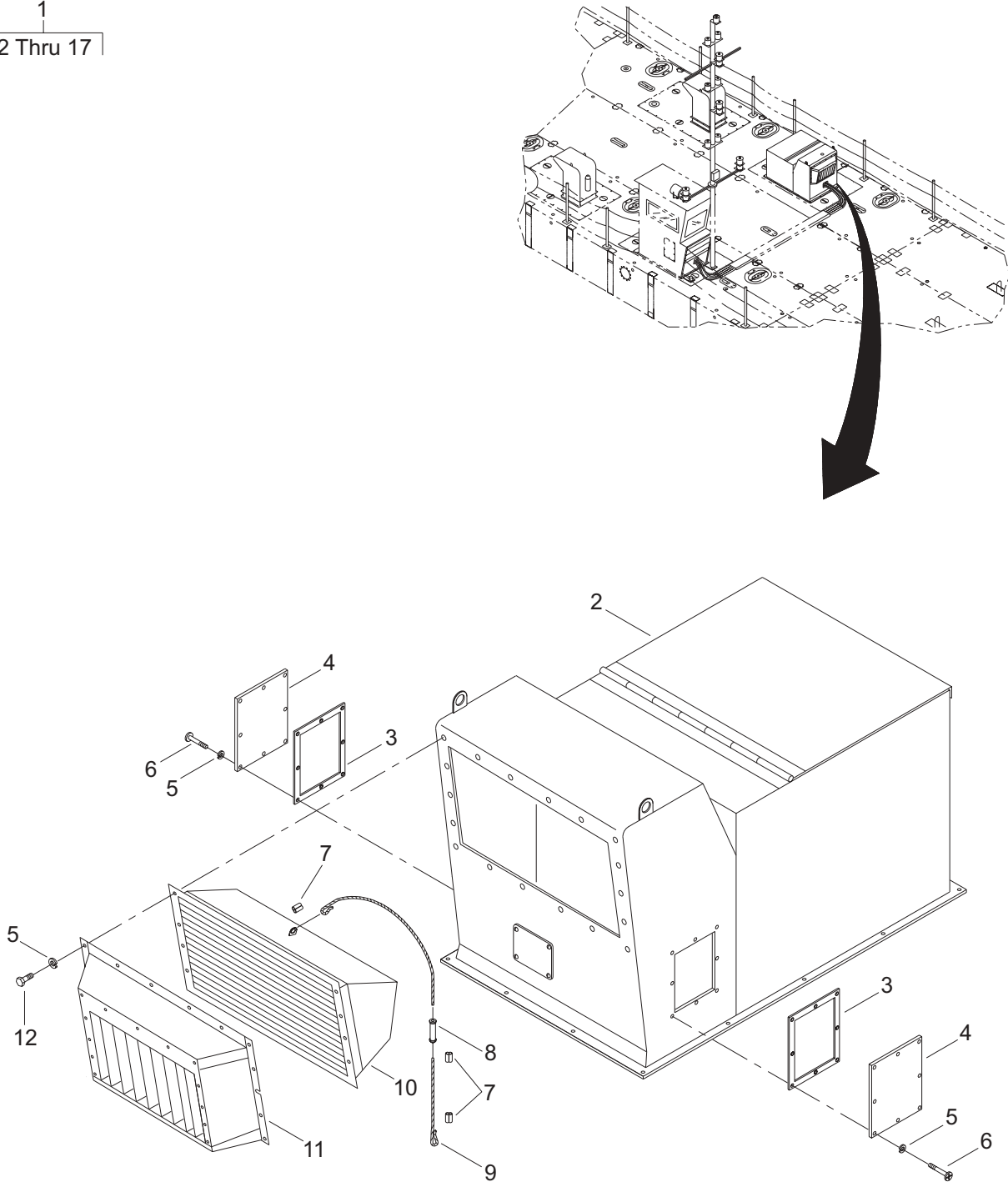


Figure 54. Intake Plenum Assembly (Sheet 1 of 2)

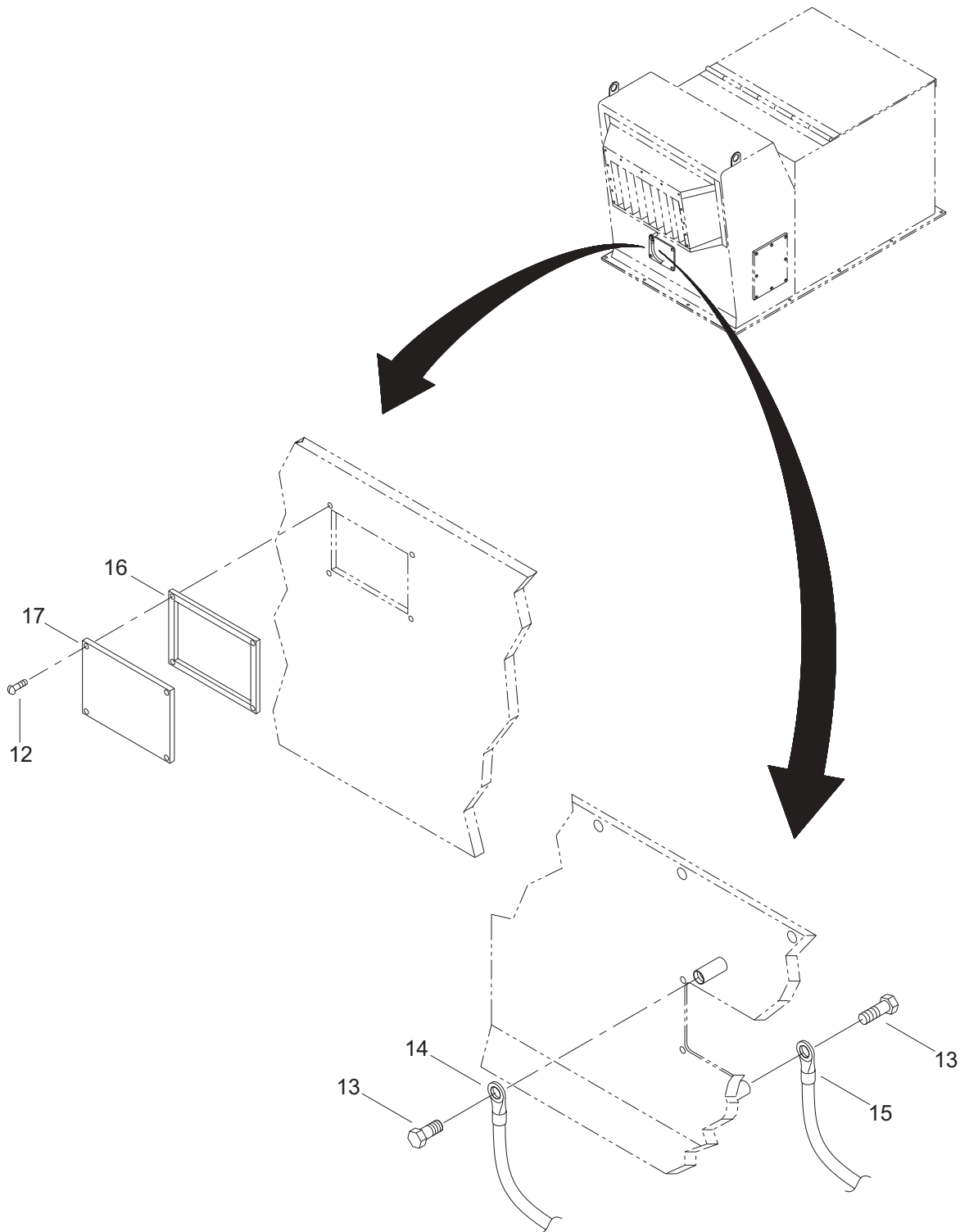


Figure 54. Intake Plenum Assembly (Sheet 2 of 2)

(1) ITEM NO.	(2) SMR CODE	(3) NSN	(4) CAGEC	(5) PART NUMBER	(6) DESCRIPTION AND USABLE ON CODE (UOC)	(7) QTY
					GROUP 01	
					FIG. 54 INTAKE PLENUM ASSEMBLY	
1	XDOOO		34712	E41883	PLENUM,INTAKE,ASSY	1
2	XAOZZ		34712	E34442	.PLENUM,INTAKE	1
3	XDOZZ		34712	E19451	.GASKET, ACCESS COVER	2
4	XDOZZ		34712	E19411	.COVER, ACCESS.	2
5	PAFZZ	5310-01-229-6260	39428	92146A029	.WASHER,LOCK	34
6	XDFZZ		39428	91772A540	.SCREW,CAP,PAN HEAD	16
7	XDOZZ		39428	3755T14	.SPLICE SLEEVE,OVAL	3
8	XDOZZ		34712	E47522	.HANDLE	1
9	XDOZZ		39428	3461T64	.WIRE ROPE	1
10	XDOZZ		34712	E07202	.AIR INTAKE PLENEM ASSEMBLY	1
11	XDOZZ		34712	E47278	.LOUVER	1
12	XDOZZ		39428	92240A540	.SCREW,CAP,HEX HEAD	22
13	XDOZZ		63044	T1GHDW	.BOLT AND WASHER	2
14	XDOZZ		63044	T1G06	.STRAP,GROUNDING	1
15	XDOZZ		63044	T1G40	.STRAP,GROUNDING	1
16	XDOZZ		34712	E19161	.GASKET	1
17	XDOZZ		34712	E19421	.COVER, INTERCONNECT.	1
					END OF FIGURE	

1
2 Thru 5

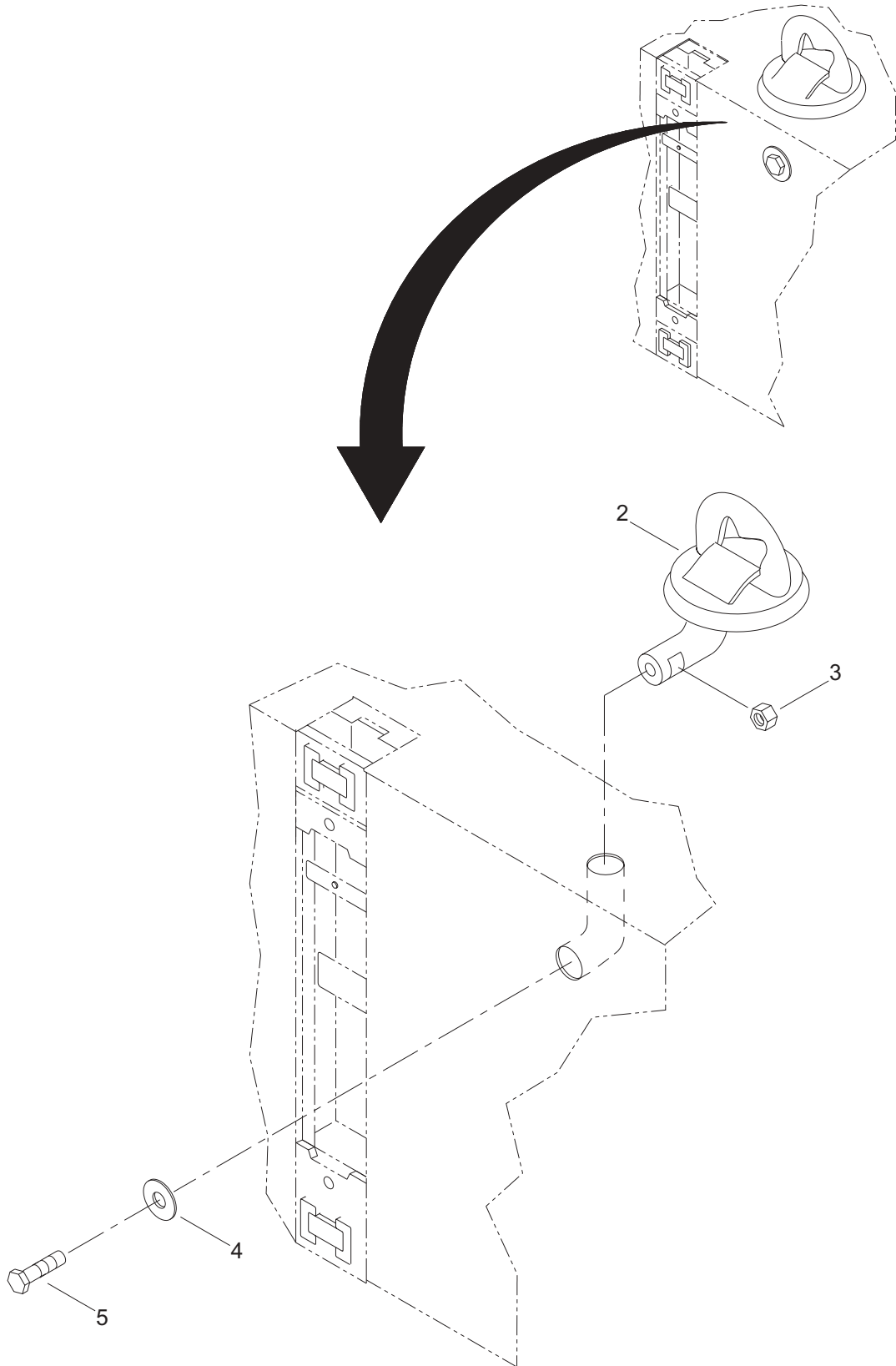


Figure 55. Mooring D-ring Assembly

(1) ITEM NO.	(2) SMR CODE	(3) NSN	(4) CAGEC	(5) PART NUMBER	(6) DESCRIPTION AND USABLE ON CODE (UOC)	(7) QTY
					GROUP 01	
					FIG. 55 MOORING D-RING ASSEMBLY	
1	XDOOO		34712	E07803	D-RING, ASSY.....	1
2	XAOZZ		34712	E26502	.D-RING, WELDMENT.....	1
3	XAOZZ		39428	94895A845	.NUT,HEX.....	1
4	XAOZZ		34712	E07671	.PLATE, KEEPER.....	1
5	XAOZZ		39428	92620A928	.CAPSCREW,HEX HEAD.....	1
					END OF FIGURE	

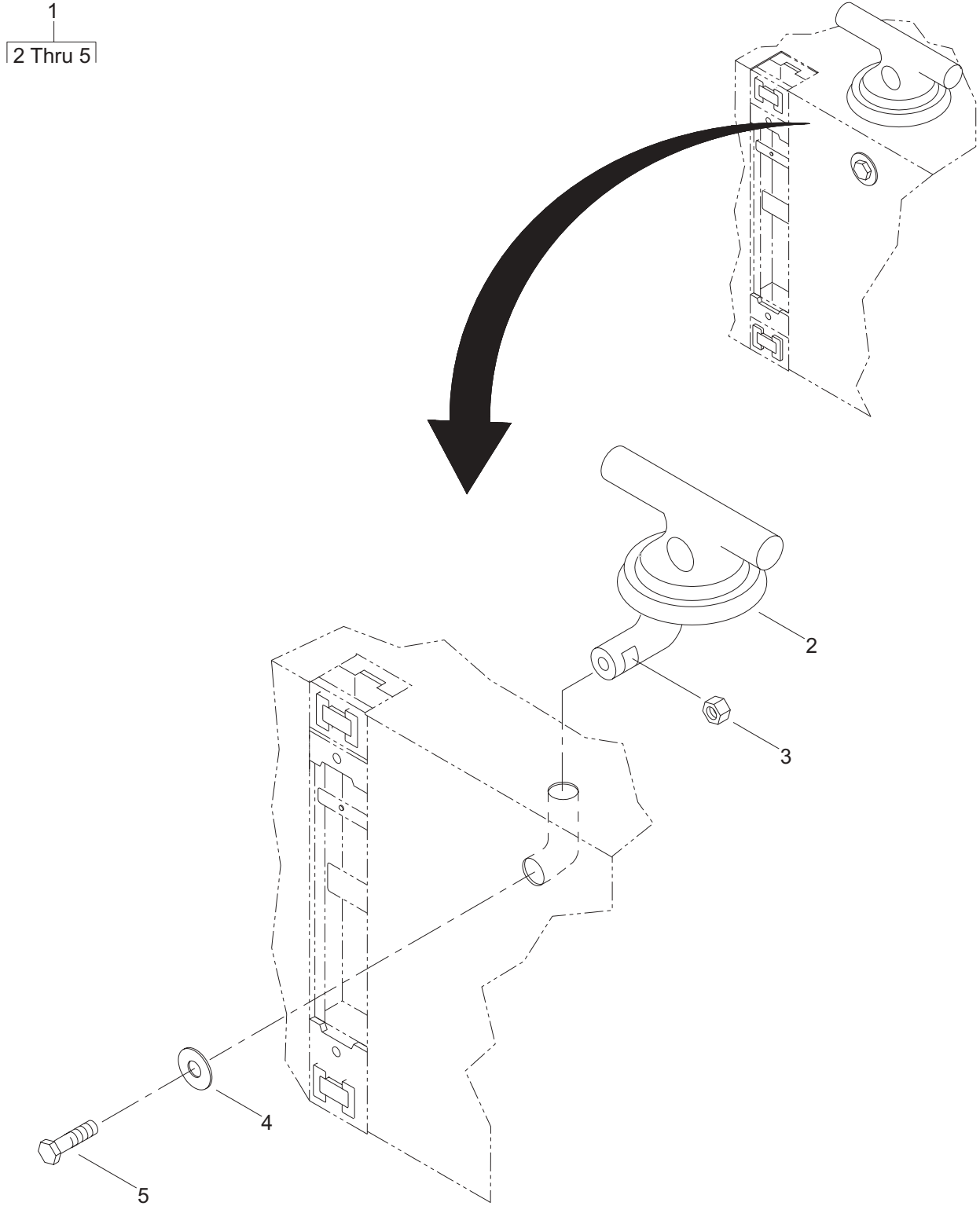


Figure 56. Mooring Cleat Assembly

(1) ITEM NO.	(2) SMR CODE	(3) NSN	(4) CAGEC	(5) PART NUMBER	(6) DESCRIPTION AND USABLE ON CODE (UOC)	(7) QTY
					GROUP 01	
					FIG. 56 MOORING CLEAT ASSEMBLY	
1	XDOOO		34712	E07723	MOORING CLEAT ASSEM	1
2	XAOZZ		34712	E26492	.CLEAT, WELDMENT.	1
3	XAOZZ		39428	94895A845	.NUT,HEX.	1
4	XAOZZ		34712	E07671	.PLATE, KEEPER	1
5	XAOZZ		39428	92620A928	.CAPSCREW,HEX HEAD	1
					END OF FIGURE	

1
2 Thru 14

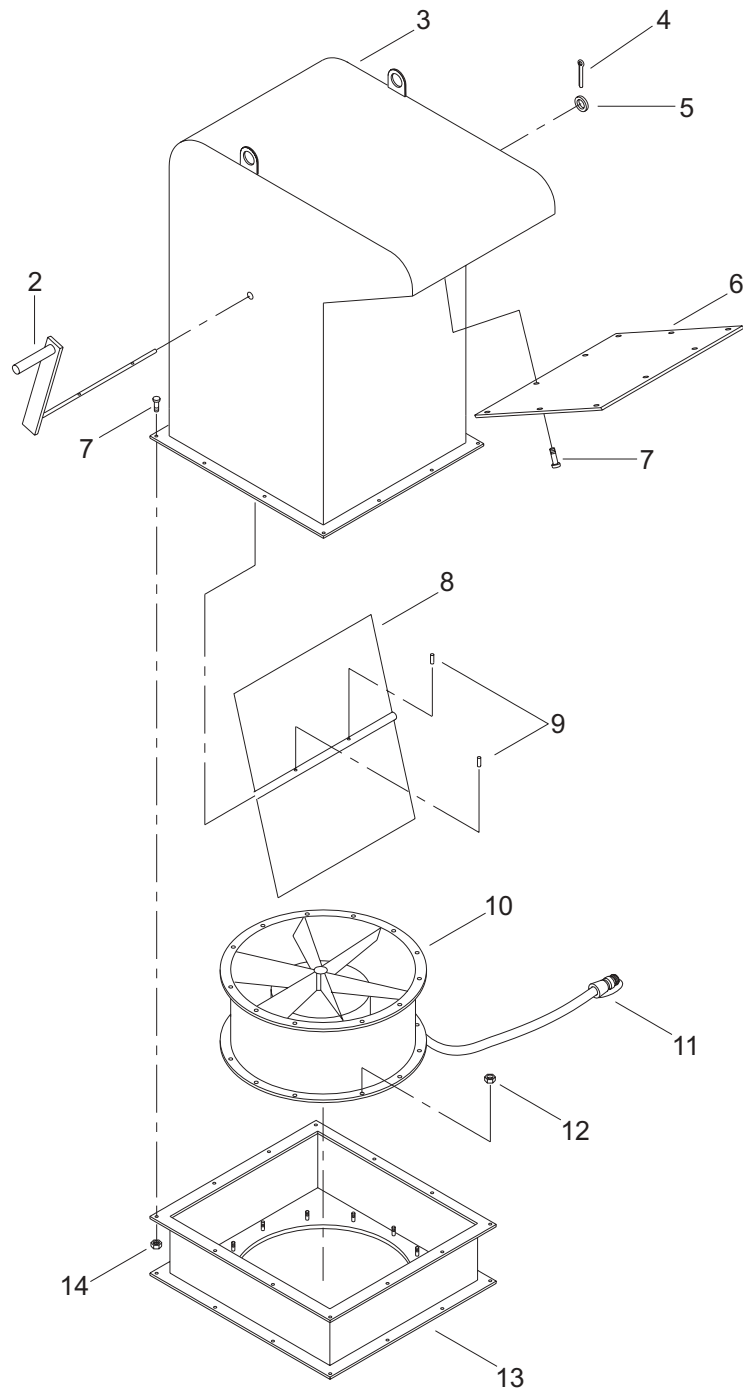


Figure 57. Exhaust Plenum Assembly

(1) ITEM NO.	(2) SMR CODE	(3) NSN	(4) CAGEC	(5) PART NUMBER	(6) DESCRIPTION AND USABLE ON CODE (UOC)	(7) QTY
GROUP 01						
FIG. 57 EXHAUST PLENUM ASSEMBLY						
1	XDOOO		34712	E18263	EXHAUST PLENUM ASSY	1
2	XDOZZ		34712	E23892	.HANDLE, LOCKING	1
3	XAOZZ		34712	E18392	.PLENUM, EXHAUST	1
4	XDOZZ		39428	98401A483	.PIN,COTTER	1
5	XDOZZ		39428	92141A033	.WASHER, FLAT	1
6	XDOZZ		34712	E18772	.COVER, EXHAUST PLENUM . . .	1
7	XDOZZ		39428	92240A619	.SCREW,CAP,HEX HEAD	22
8	XDOZZ		34712	E18762	.DOOR, EXHAUST PLENUM	1
9	XDOZZ		34712	0006581	.PIN, GROOVED	2
10	XDOZZ		80352	44-18-DG3	.BLOWER, AXIAL	1
11	XDOZZ		34712	E13033-5	.CABLE ASSY	1
12	XDOZZ		39428	91845A310	.NUT, SELF-LOCKING	12
13	XDOZZ		34712	E18252	.MOUNT, EXHAUST FAN	1
14	XDOZZ		39428	91845A031	.NUT, HEXAGON	12
END OF FIGURE						

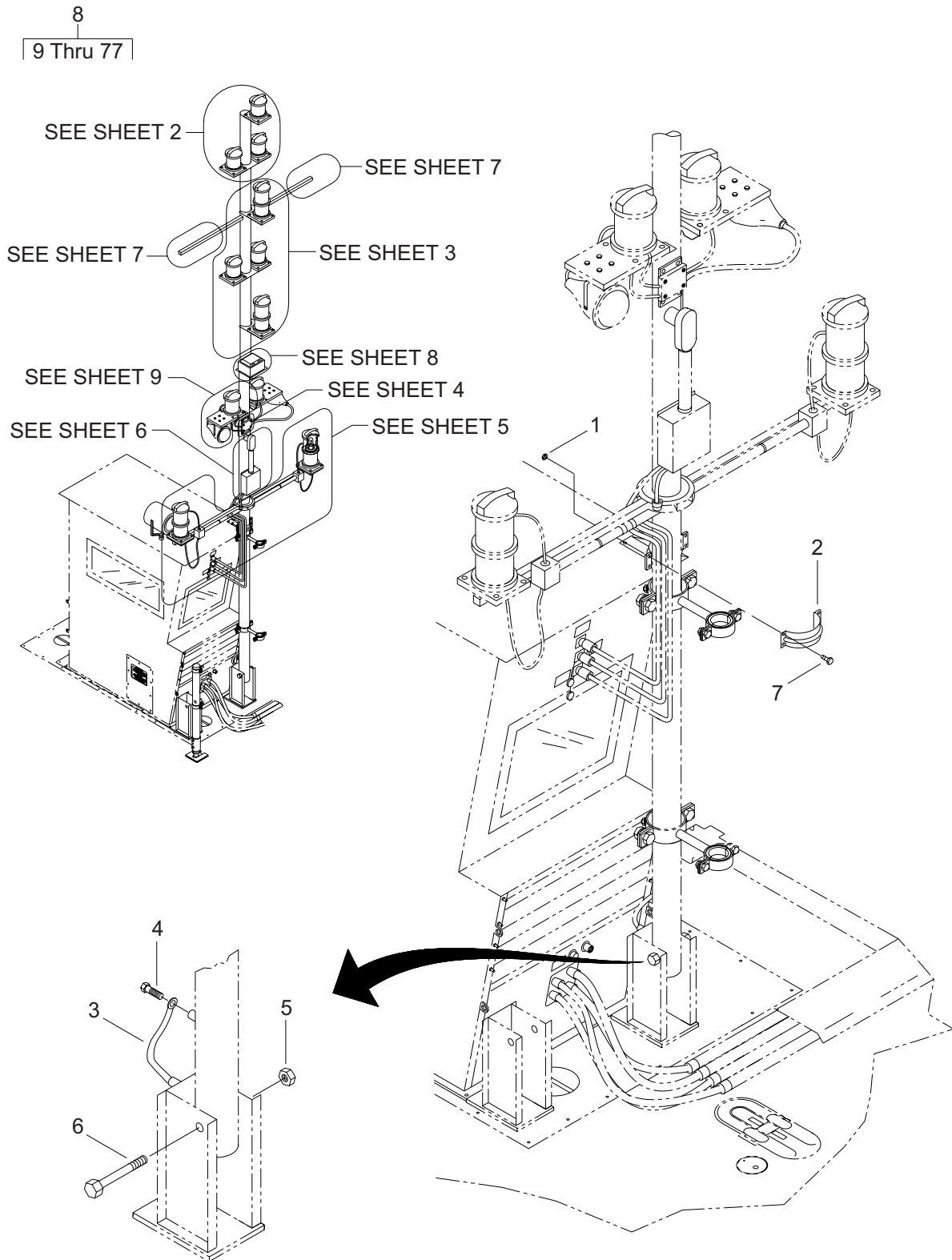


Figure 58. Main Mast Assembly (Sheet 1 of 10)

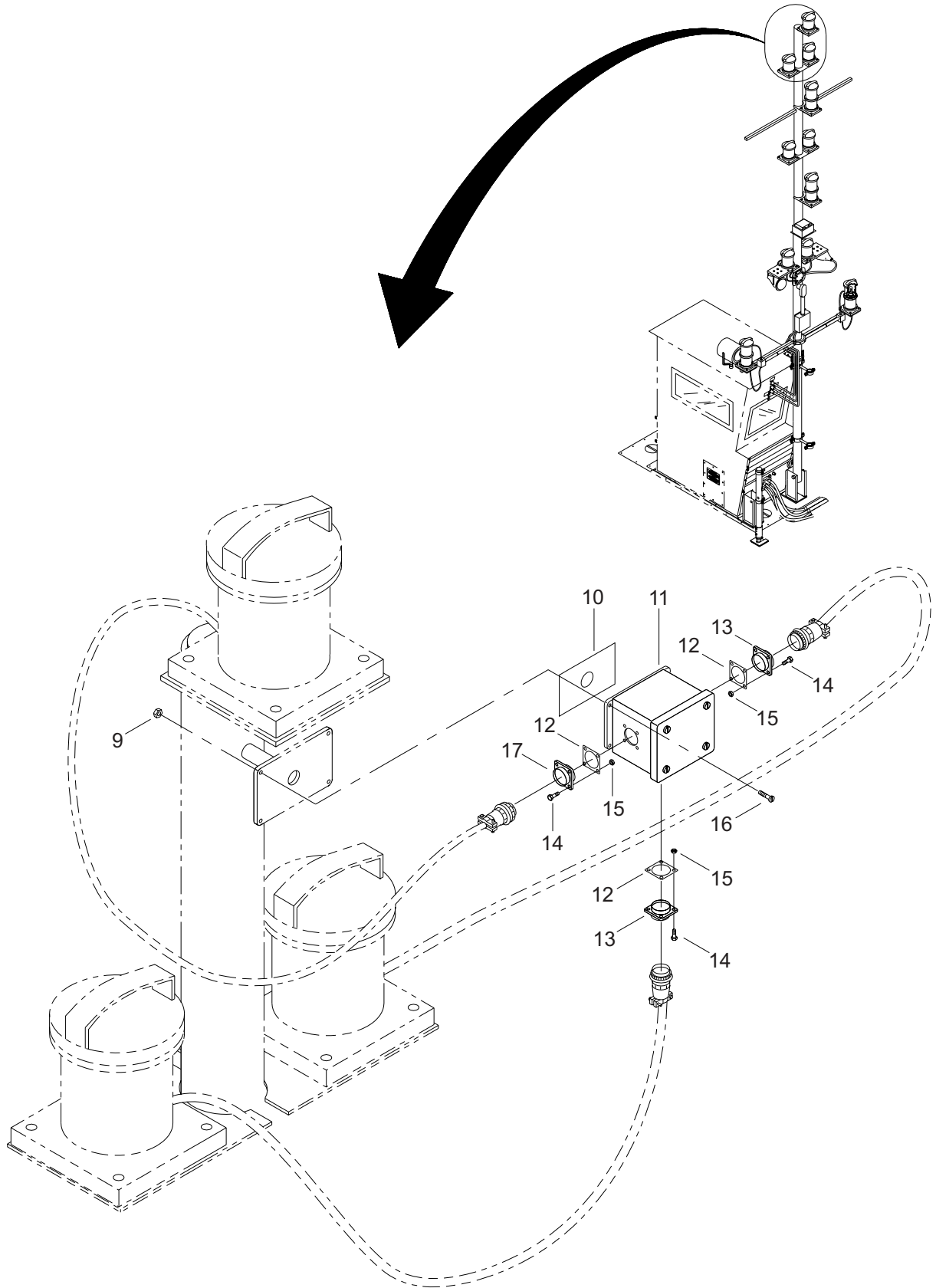


Figure 58. Main Mast Assembly (Sheet 2 of 10)

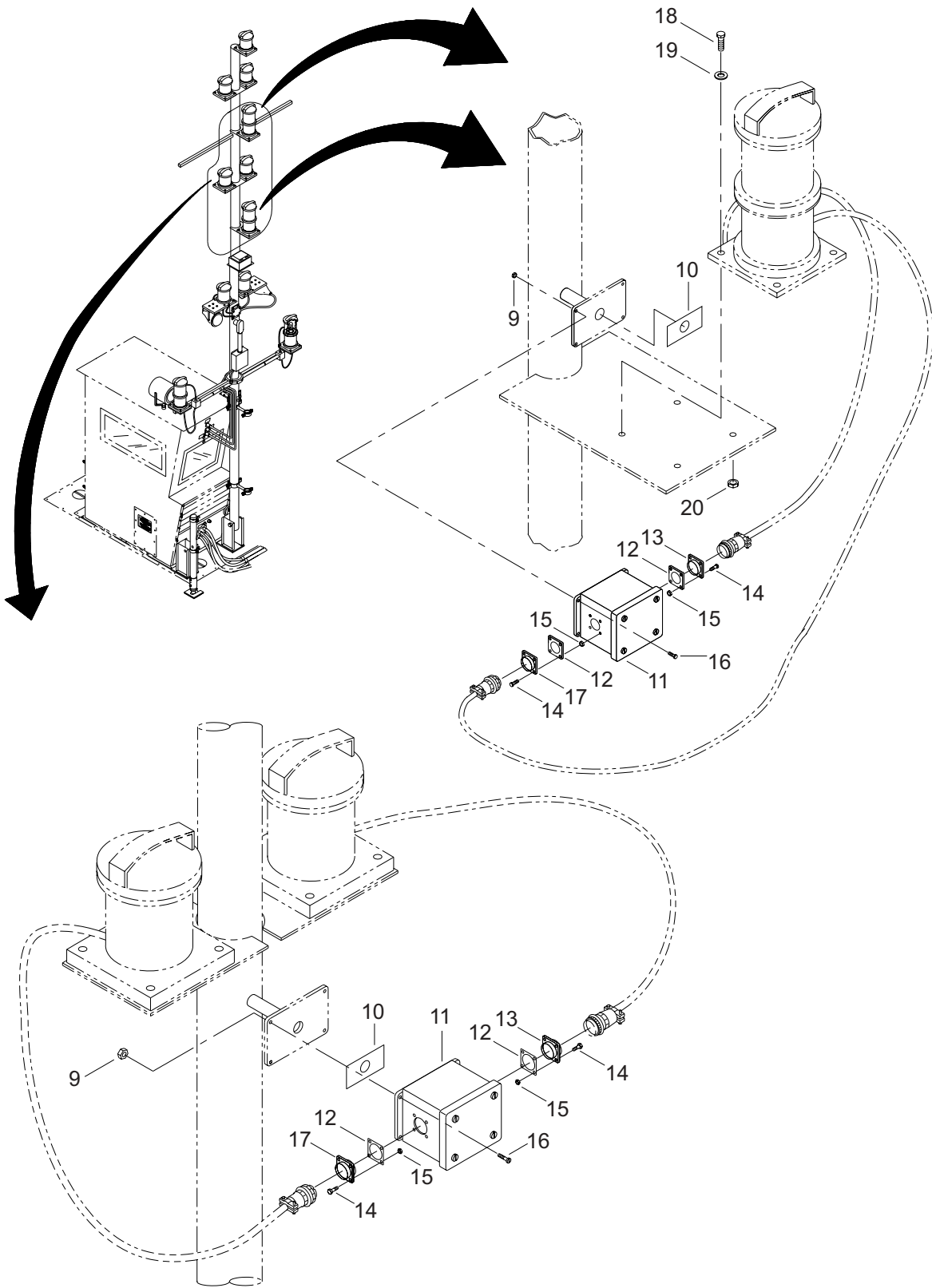


Figure 58. Main Mast Assembly (Sheet 3 of 10)

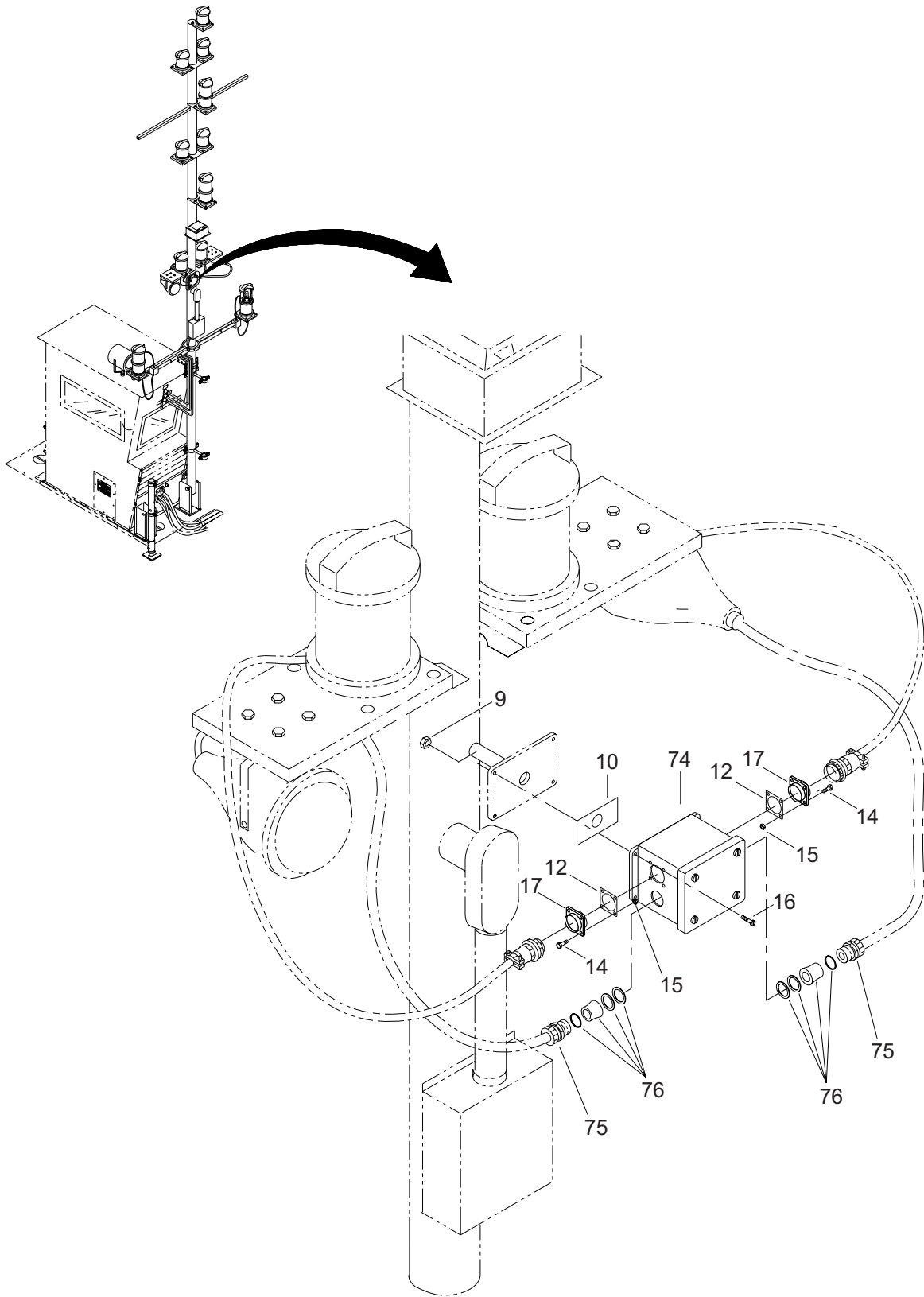


Figure 58. Main Mast Assembly (Sheet 4 of 10)

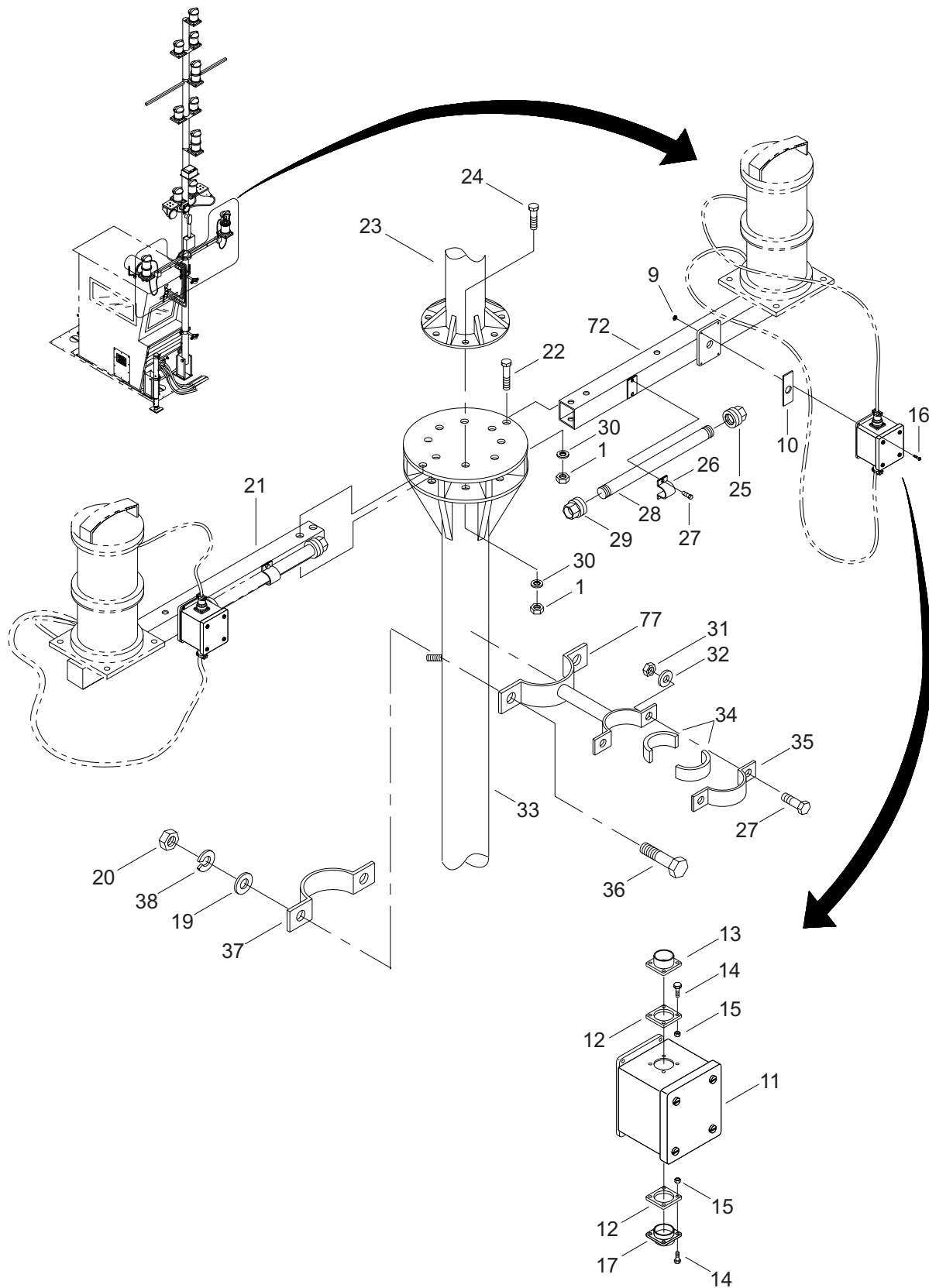


Figure 58. Main Mast Assembly (Sheet 5 of 10)

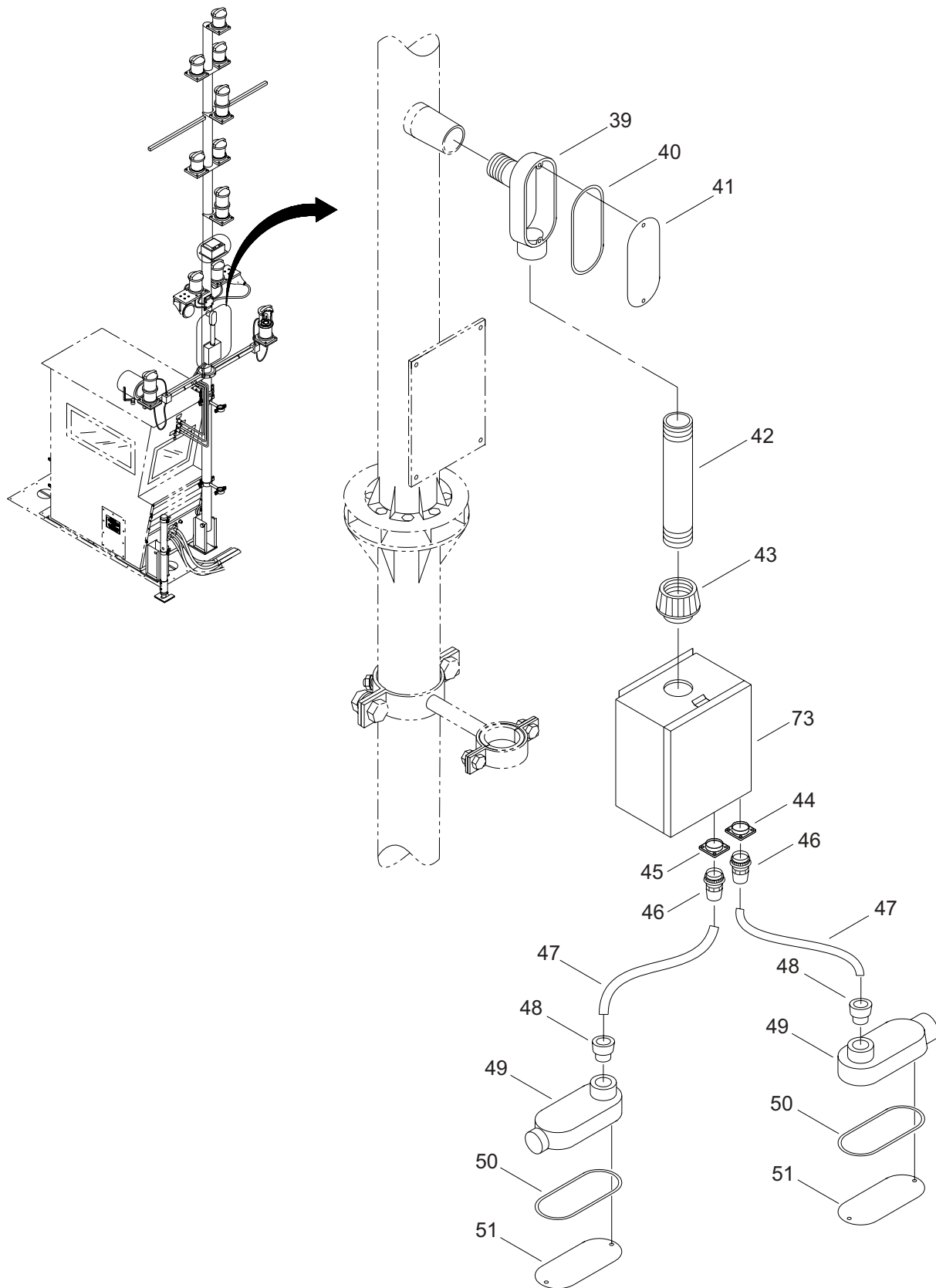


Figure 58. Main Mast Assembly (Sheet 6 of 10)

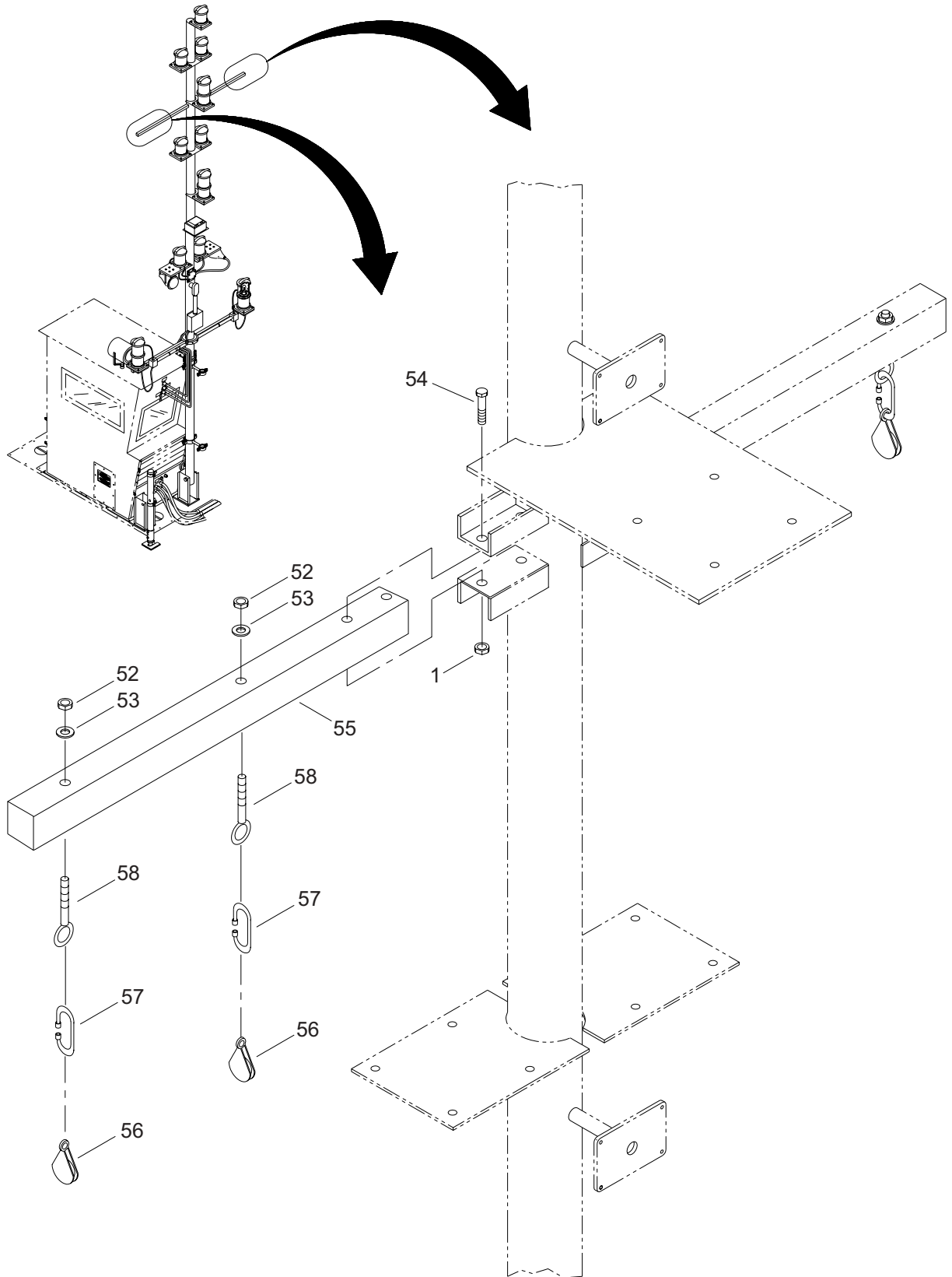


Figure 58. Main Mast Assembly (Sheet 7 of 10)

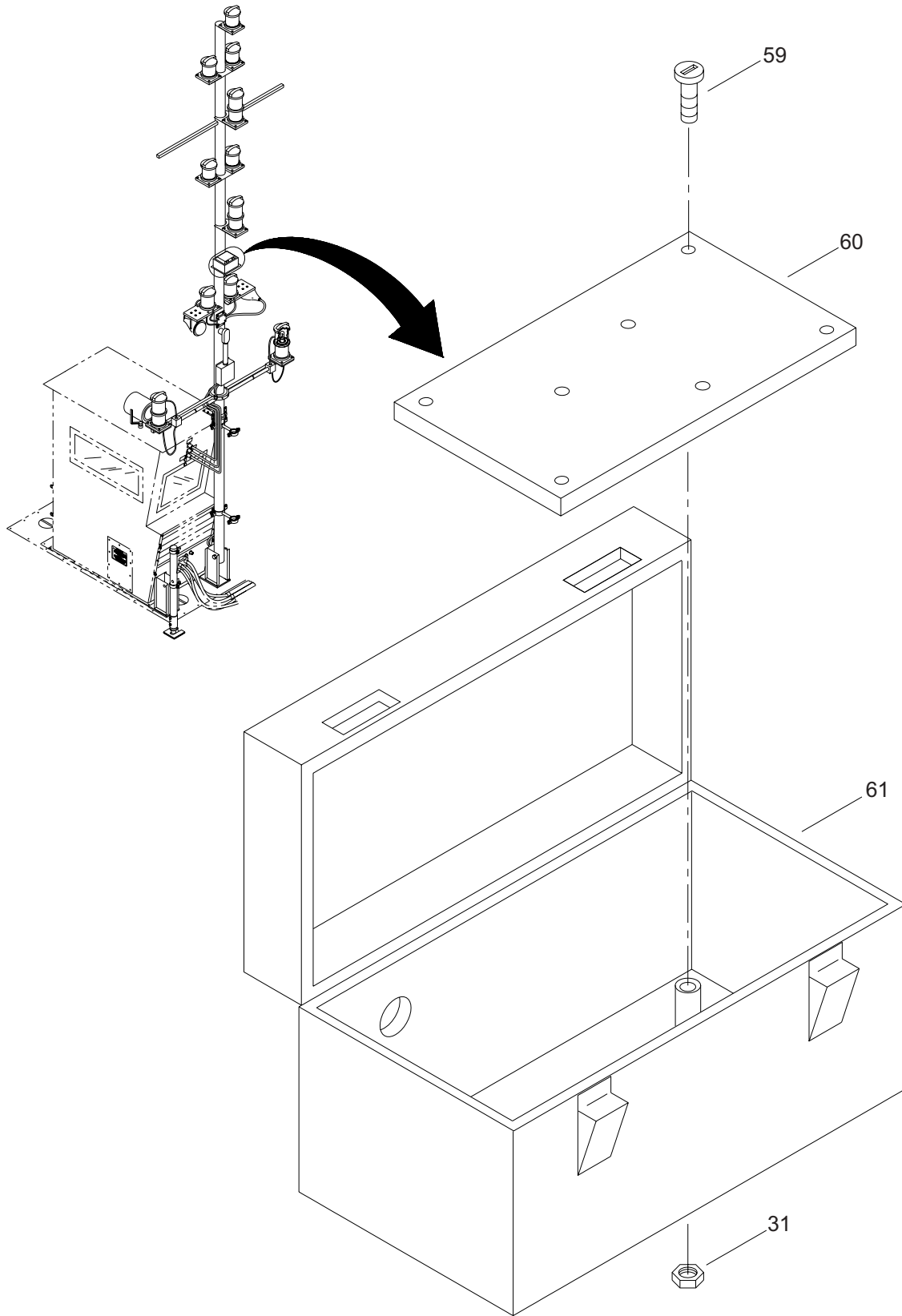


Figure 58. Main Mast Assembly (Sheet 8 of 10)

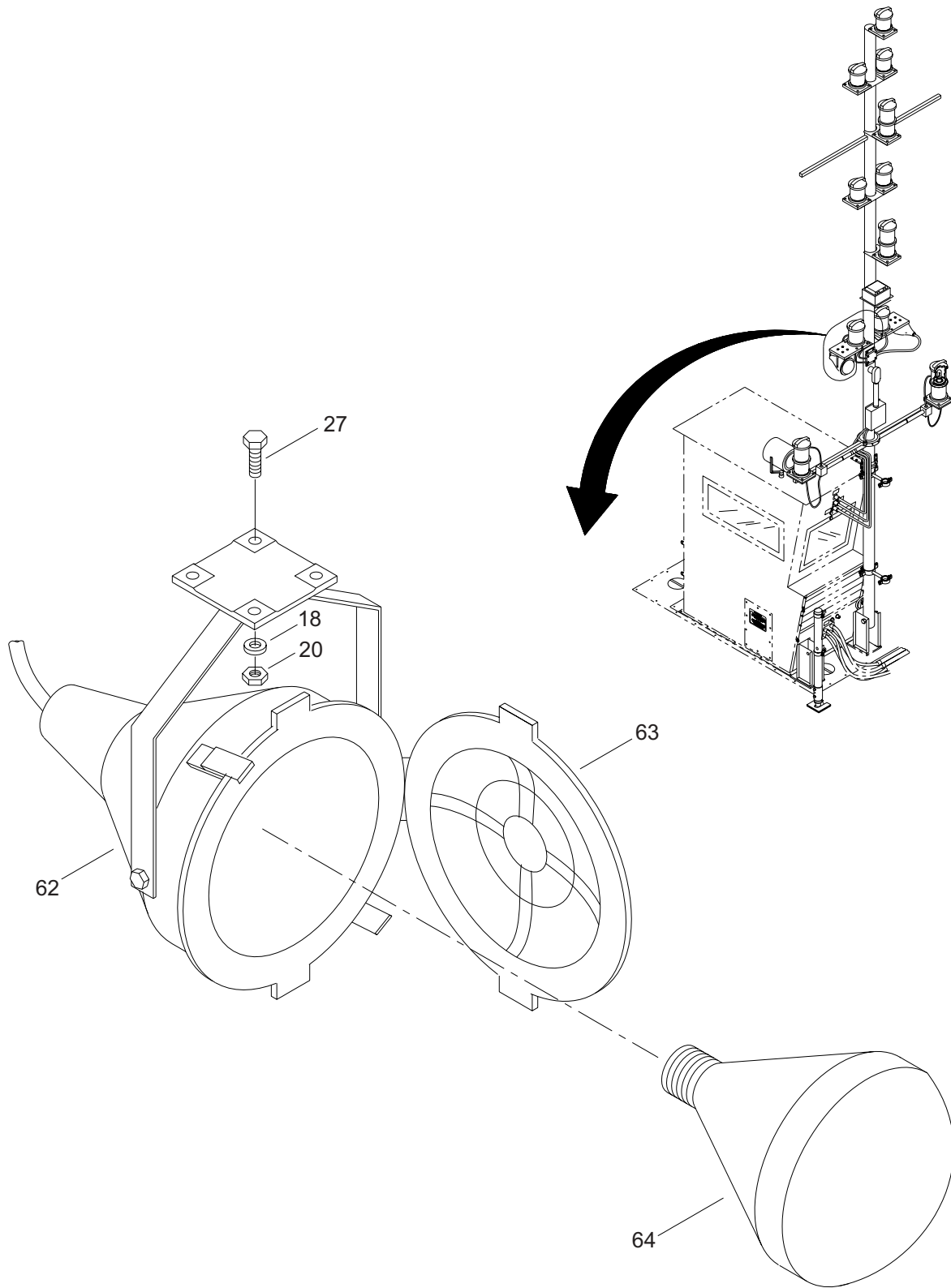


Figure 58. Main Mast Assembly (Sheet 9 of 10)

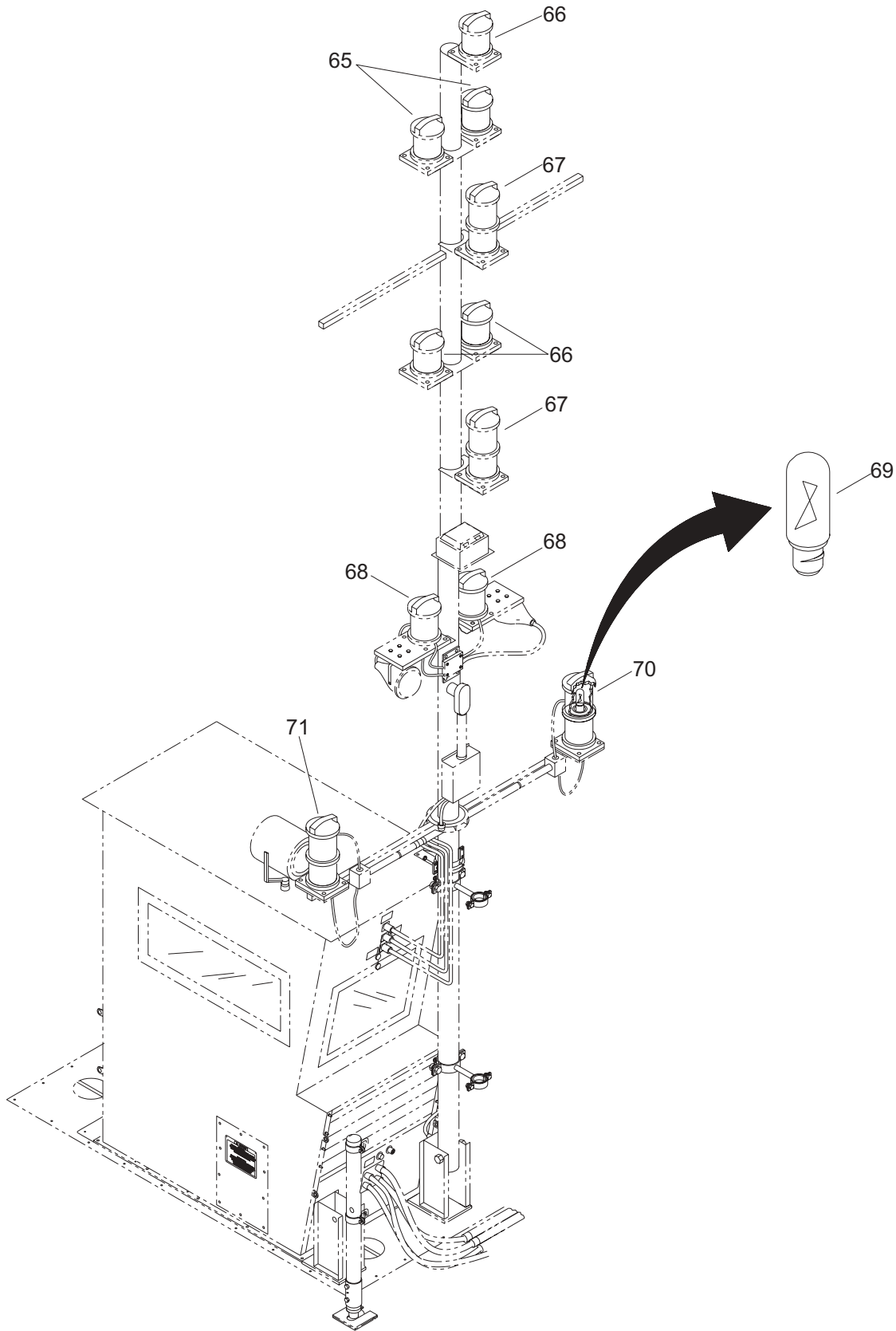


Figure 58. Main Mast Assembly (Sheet 10 of 10)

(1) ITEM NO.	(2) SMR CODE	(3) NSN	(4) CAGEC	(5) PART NUMBER	(6) DESCRIPTION AND USABLE ON CODE (UOC)	(7) QTY
					GROUP 01	
					FIG. 58 MAIN MAST ASSEMBLY	
1	XDOZZ		39428	91845A310	NUT, SELF-LOCKING	18
2	XDOZZ		34712	E10132	CLAMP, MAST, UPPER	1
3	XDOZZ		63044	T1G18	STRAP,GROUNDING	1
4	XDOZZ		63044	T1GHDW	BOLT AND WASHER	1
5	XDOZZ		39428	91845A041	NUT,HEX	1
6	XDOZZ		39428	91283A468	CAPSCREW, HEXAGON HD	1
7	XDOZZ		39428	92240A720	CAPSCREW, HEXAGON HD	4
8	XDOOO		34712	E39273	MAST,MAIN ASSEMBLY	1
9	XDOZZ		39428	91841A011	.NUT,HEX	32
10	XDOZZ		34712	E23101	.GASKET	7
11	XDOZZ		1WSN4	E-1PBSS	.BOX,JUNCTION	6
12	PAOZZ	5330-00-946-8344	77820	10-40450-16	.GASKET	15
13	XDOZZ		96906	MS3102A16-11SY	.CONNECTOR	6
14	XDOZZ		39428	91772A110	.SCREW,PAN HEAD	60
15	XDOZZ		39428	91831A005	.NUT,HEX	60
16	PAOZZ	5305-00-050-9229	39428	91772A242	.SCREW,MACHINE	32
17	PAOZZ	5935-01-151-1245	96906	MS3452W16-11S	.CONNECTOR,RECEPTACLE ...	9
18	XDOZZ		39428	92240A632	.SCREW,CAP,HEX HEAD	44
19	XDOZZ		39428	92141A031	.WASHER	44
20	XDOZZ		39428	91845A031	.NUT, HEXAGON	52
21	XDOZZ		34712	E24352	.YARDARM,LOWER,STARB	1
22	XDOZZ		39428	92240A730	.CAPSCREW,HEX HEAD	4
23	XAOZZ		34712	E42582	.MAST,UPPER,WELDMENT	1
24	XDOZZ		39428	92240A715	.SCREW,CAP,HEX HEAD	6
25	XDOZZ		15235	SSTG-1	.HUB	2
26	XDOZZ		23619	HC-OC-14-SS	.CLAMP	2
27	XDOZZ		39428	92240A544	.SCREW,CAP,HEX HEAD	16
28	XDOZZ		34712	E24401	.PIPE, ROUND	2
29	PFOZZ	5975-00-833-7606	15235	UNY105SA	.UNION,ELECTRICAL CO	2

(1) ITEM NO.	(2) SMR CODE	(3) NSN	(4) CAGEC	(5) PART NUMBER	(6) DESCRIPTION AND USABLE ON CODE (UOC)	(7) QTY
30	XDOZZ		39428	92146A033	.WASHER,LOCK	10
31	XDOZZ		39428	91831A029	.NUT.	8
32	PAOZZ	5310-00-687-6087	39428	92141A029	.WASHER,FLAT	8
33	XAOZZ		34712	E07892	.MAST, BOTTOM, WELDMENT. . .	1
34	XDOZZ		39428	8694K89	.STRIP, NEOPRENE	1
35	XDOZZ		34712	E07911	.CLAMP	2
36	XDOZZ		39428	93190A630	.SCREW,CAP,HEX HEAD	4
37	XDOZZ		34712	E48082	.CLAMP, WELDMENT	2
38	XDOZZ		39428	92146A031	.WASHER,LOCK	4
39	XDOZZ		15235	LB59	.BODY,CONDUIT	1
40	XDOZZ		15235	GASK1945	.GASKET, COVER	1
41	XDOZZ		15235	590	.COVER	1
42	XDOZZ		34712	E28841	.PIPE	1
43	XDOZZ		15235	SSTG-5	.HUB.	1
44	PFOZZ	5935-01-026-2217	96906	MS3456W16-10P	.CONNECTOR,PLUG,ELEC	1
45	XDOZZ		96906	MS3106A16-10PY	.CONNECTOR.	1
46	PAOZZ	5935-00-681-4100	02660	9767-16-6	.BACKSHELL,ELECTRICAL	2
47	XDOZZ		81349	LS3SJ-16	.CABLE,ELECTRICAL	2
48	XDOZZ		95405	INX1502BCG	.GRIP,CORD	2
49	XDOZZ		15235	LB19	.BODY,CONDUIT	2
50	XDOZZ		15235	GASK1941	.GASKET,COVER	2
51	XDOZZ		15235	190	.COVER,BLANK.	2
52	XDOZZ		39428	91847A030	.NUT,HEX.	4
53	PAOZZ	5310-01-199-4393	39428	92141A030	.WASHER,FLAT	4
54	XDOZZ		39428	92240A728	.SCREW,CAP,HEX HEAD	4
55	XDOZZ		34712	E09491	.YARDARM, UPPER	2
56	PAOZZ	3020-01-366-4040	39428	3083T21	.PULLEY, GROOVE	4
57	PAOZZ	4010-01-373-5082	39428	3711T34	.LINK,CHAIN,DETACHABLE	4
58	XDOZZ		39428	3032T62	.EYEBOLT	4
59	XDOZZ		39428	92202A321	.SCREW,CAP,SOCKET HD	4
60	XDOZZ		1WSN4	A-12P10C	.PANEL.	1

(1) ITEM NO.	(2) SMR CODE	(3) NSN	(4) CAGEC	(5) PART NUMBER	(6) DESCRIPTION AND USABLE ON CODE (UOC)	(7) QTY
61	XDOZZ		1WSN4	A-14107JFGR	.ENCLOSURE,SENSOR	1
62	XDOZZ		81493	MFC46RINC	.FLOODLIGHT,INCANDES	2
63	XDOZZ		81493	WG-6	.GUARD,LENS.	2
64	XDOZZ		81493	4203300	.LAMP	2
65	XDOOO		34712	E28909	.LIGHT, TASK, SINGLE	2
66	XDOOO		34712	E24039	.LIGHT, ANCHOR, SINGLE	3
67	XDOOO		34712	E24049	.LIGHT,MASTHEAD,DOUBLE	2
68	XDOOO		34712	E24079	.VESSEL AGROUND, SIGNAL	2
69	PAOZZ	6240-01-186-9975	61204	90400171	.LAMP, INCANDESCENT.	15
70	XDOOO		34712	E24069	.SIDELIGHT,DOUBLE,PO PORT.	1
71	XDOOO		34712	E24059	.SIDELIGHT,DOUBLE,ST STARBD	1
72	XDOZZ		34712	E09502	.YARDARM, LOWER, PORT	1
73	XDOZZ		34712	E41843	.BOX, TERMINAL	1
74	XDOZZ		34712	E43559	.BOX, JUNCTION	1
75	XDOZZ		96906	M19622/1-002	.TUBE, STUFFING.	2
76	XDOZZ		96906	M19622/17-02	.PACKING	2
77	XDOZZ		34712	E57852	.STANDOFF.	2
END OF FIGURE						

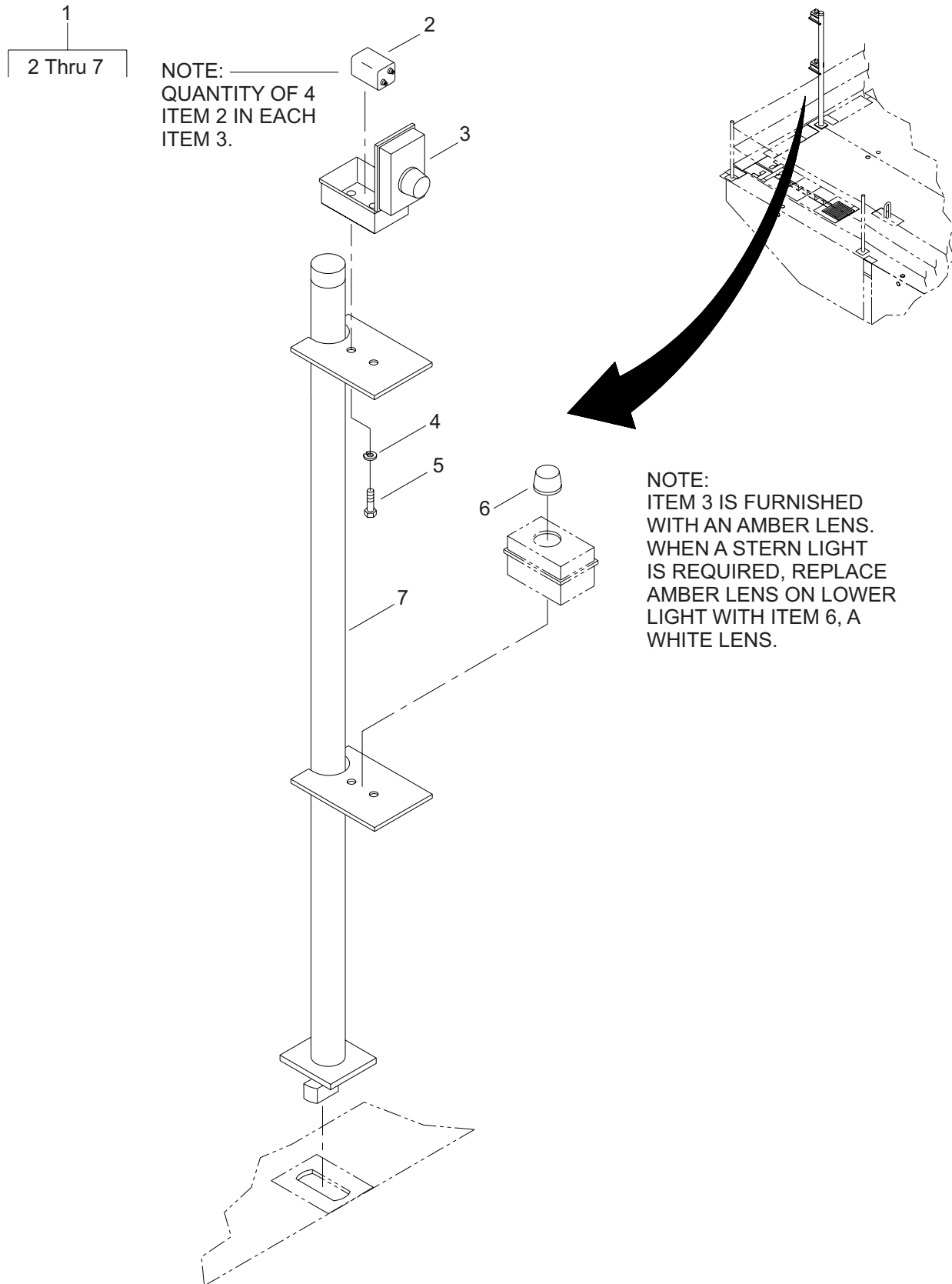


Figure 59. Stub Mast Assembly

(1) ITEM NO.	(2) SMR CODE	(3) NSN	(4) CAGEC	(5) PART NUMBER	(6) DESCRIPTION AND USABLE ON CODE (UOC)	(7) QTY
					GROUP 01	
					FIG. 59 STUB MAST ASSEMBLY	
1	XDOOO		34712	E36683	MAST,STUB,ASSEMBLY	1
2	XDOZZ		1VZM8	27C4887	.BATTERY	8
3	XDOZZ		0DT98	98-23400	.LIGHT,NAVIGATION	2
4	XDOZZ		39428	92146A031	.WASHER,LOCK	4
5	XDOZZ		39428	93190A621	.SCREW,CAP,HEX HEAD	4
6	XDOZZ		0DT98	11-00603	.LENS,LIGHT,NAVIGATION	1
7	XAOZZ		34712	E36612	.MAST,STUB,WELDMENT	1
END OF FIGURE						

5
6 Thru 23

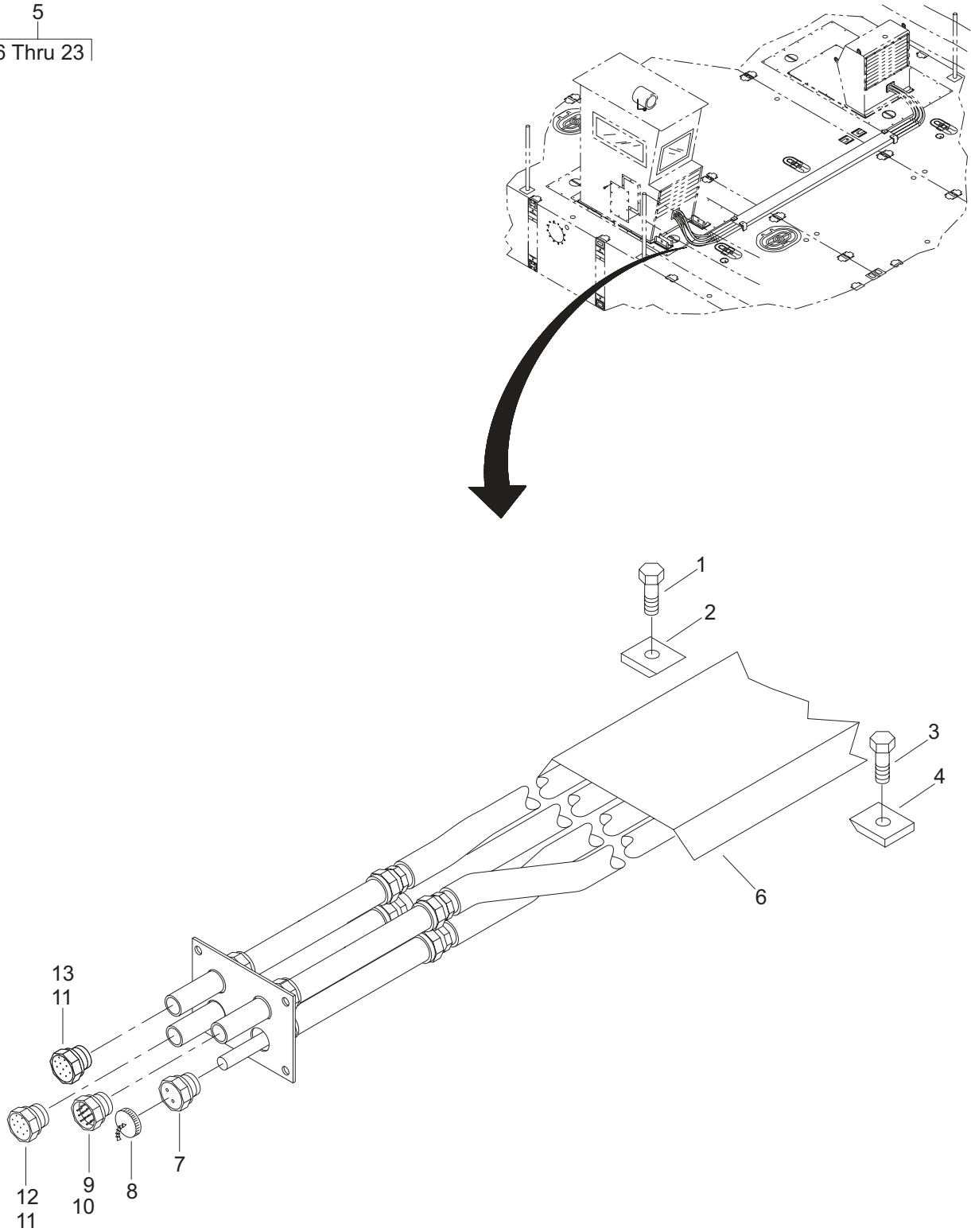


Figure 60. Interconnect Electrical Assembly (Sheet 1 of 2)

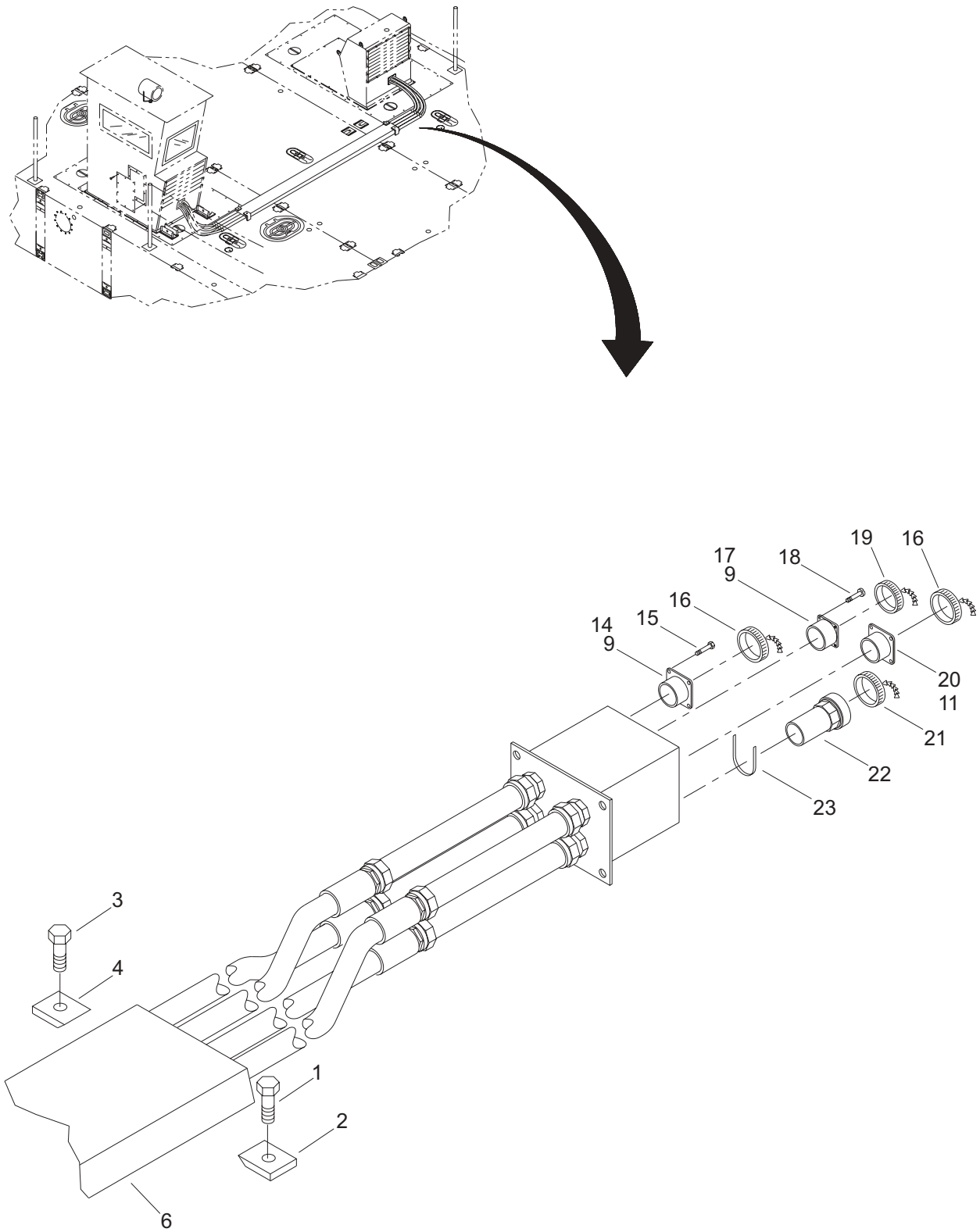


Figure 60. Interconnect Electrical Assembly (Sheet 2 of 2)

(1) ITEM NO.	(2) SMR CODE	(3) NSN	(4) CAGEC	(5) PART NUMBER	(6) DESCRIPTION AND USABLE ON CODE (UOC)	(7) QTY
GROUP 01						
FIG. 60 INTERCONNECT ELECTRICAL ASSEMBLY						
1	XDOZZ		39428	92210A720	CAPSCREW, SOCKET	2
2	XDOZZ		34712	E23401	CLAMP, AFT	2
3	XDOZZ		39428	92196A718	CAPSCREW, SOCKET	2
4	XDOZZ		34712	E23411	CLAMP, FORWARD	2
5	XDOOO		34712	E03003	MIDDLE ELECTRICAL CON	1
6	XDOZZ		34712	E10052	.CABLE GUARD	1
7	XDOZZ		77820	GTC06LCF28-7S	.CONNECTOR	1
8	PFOZZ	5340-01-129-6048	77820	10-580903-283	.PLUG, PROTECTIVE, DUST	1
9	PFOZZ	5999-00-150-4725	00779	66099-3	.CONTACT, ELECTRICAL PIN	93
10	PAOZZ	5935-01-226-3629	00779	208472-1	.CONNECTOR BODY, PLUG	1
11	PFOZZ	5999-00-150-4726	00779	66101-3	.CONTACT, ELECTRICAL SOCKET	93
12	PAOZZ	5935-01-371-9395	00779	208470-1	.CONNECTOR, PLUG, ELEC	1
13	XDOZZ		00779	208488-1	.CONNECTOR, PLUG	1
14	PFOZZ	5935-01-371-5559	00779	208471-1	.CONNECTOR, RECEPTACLE	1
15	XDOZZ		39428	91772A148	.SCREW, PAN HEAD	8
16	XDOZZ		34712	E48709	.CAP, RECEPTACLE	2
17	PFOZZ	5935-01-371-5560	00779	208489-1	.CONNECTOR, RECEPTACLE	1
18	XDOZZ		39428	91772A110	.SCREW, PAN HEAD	4
19	XDOZZ		34712	E48719	.CAP, RECEPTACLE	1
20	PFOZZ	5935-01-430-4663	00779	208473-1	.CONNECTOR, RECEPTACLE	1
21	PFOZZ	5340-01-129-7503	77820	10-580902-283	.CAP, PROTECTIVE, DUST	1
22	XDOZZ		77820	GTC01LCF28-7P	.CONNECTOR	1
23	XDOZZ		56501	TY526MX	.WRAP, TIE	3
END OF FIGURE						

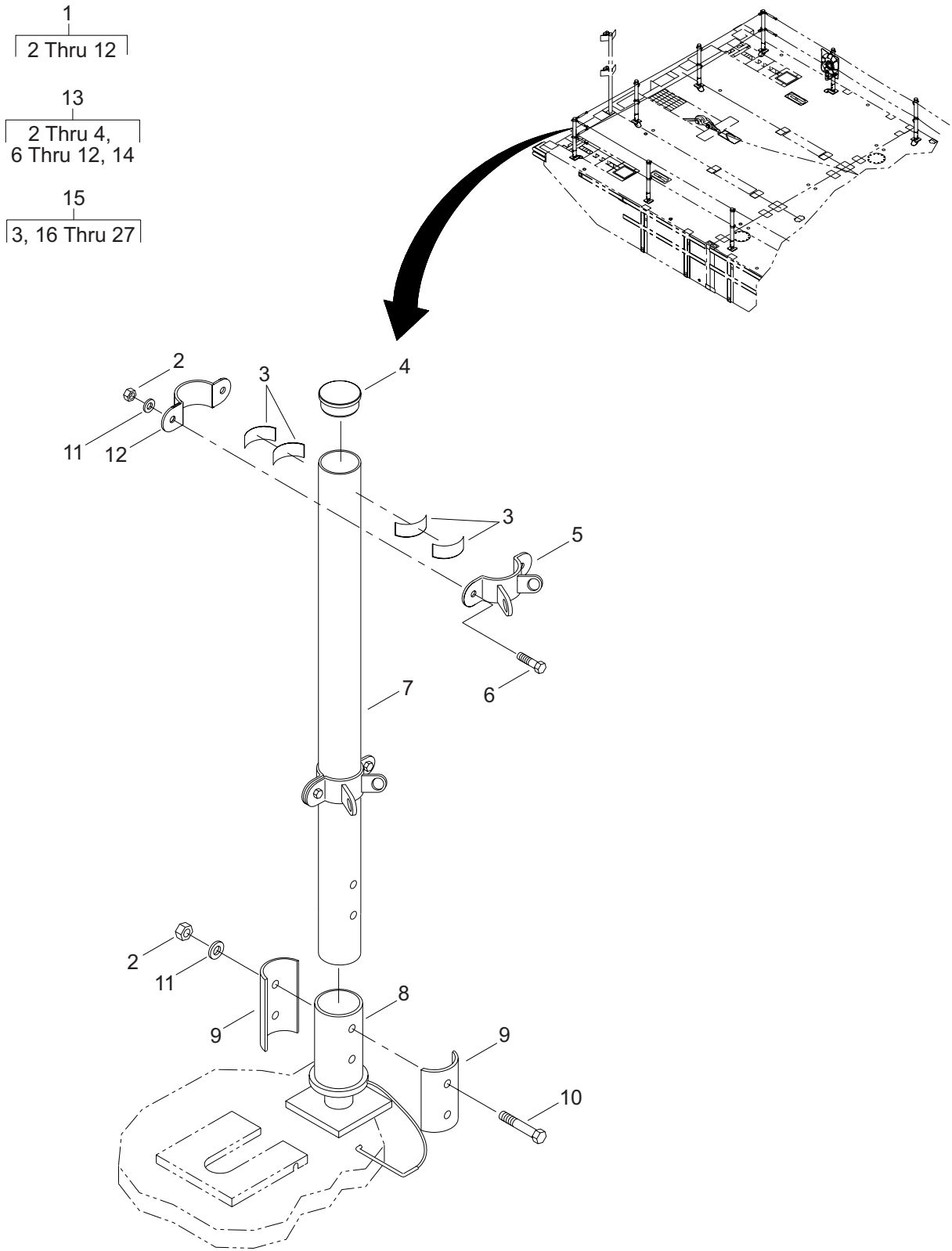


Figure 61. Handrail Installation (Sheet 1 of 5)

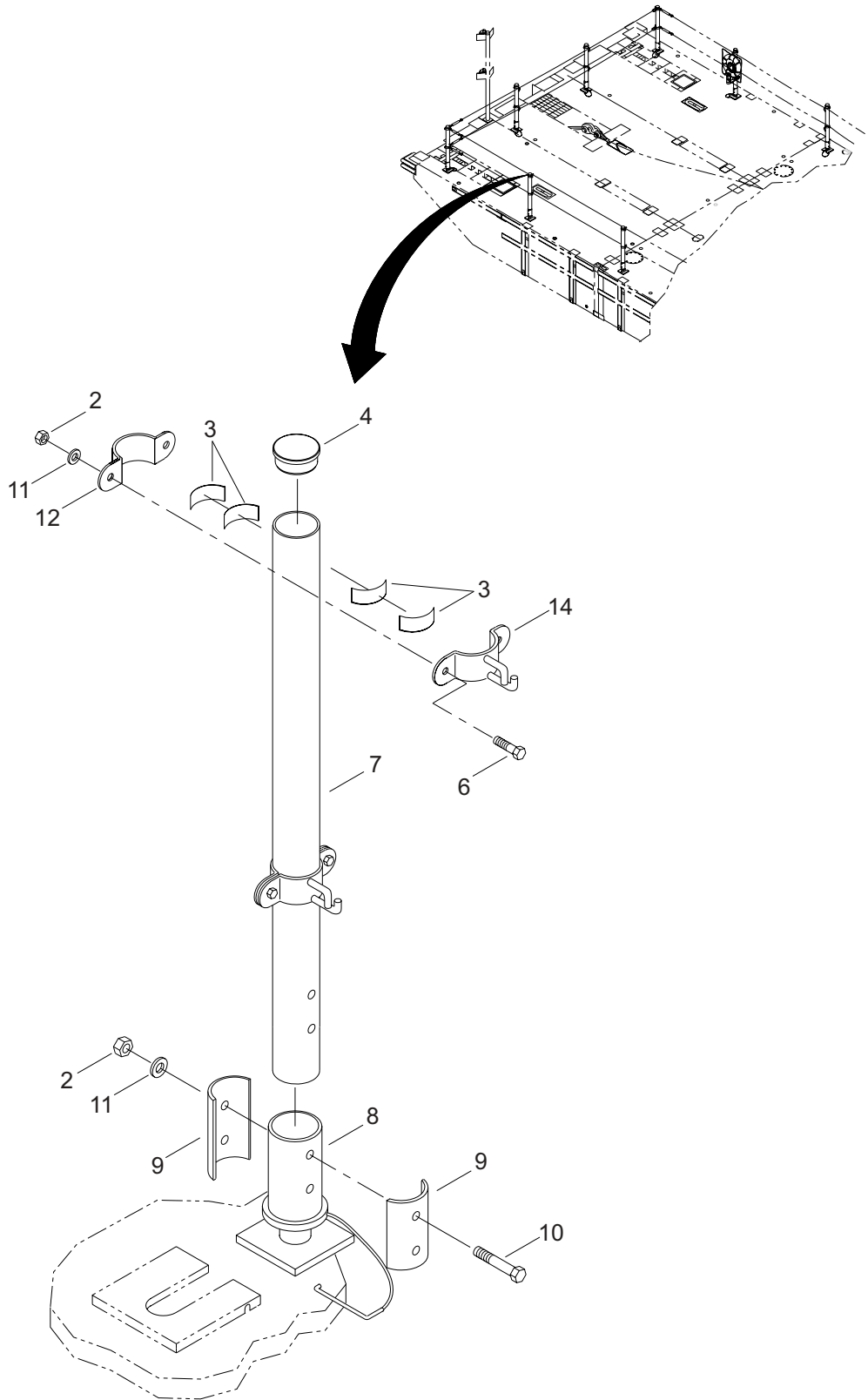


Figure 61. Handrail Installation (Sheet 2 of 5)

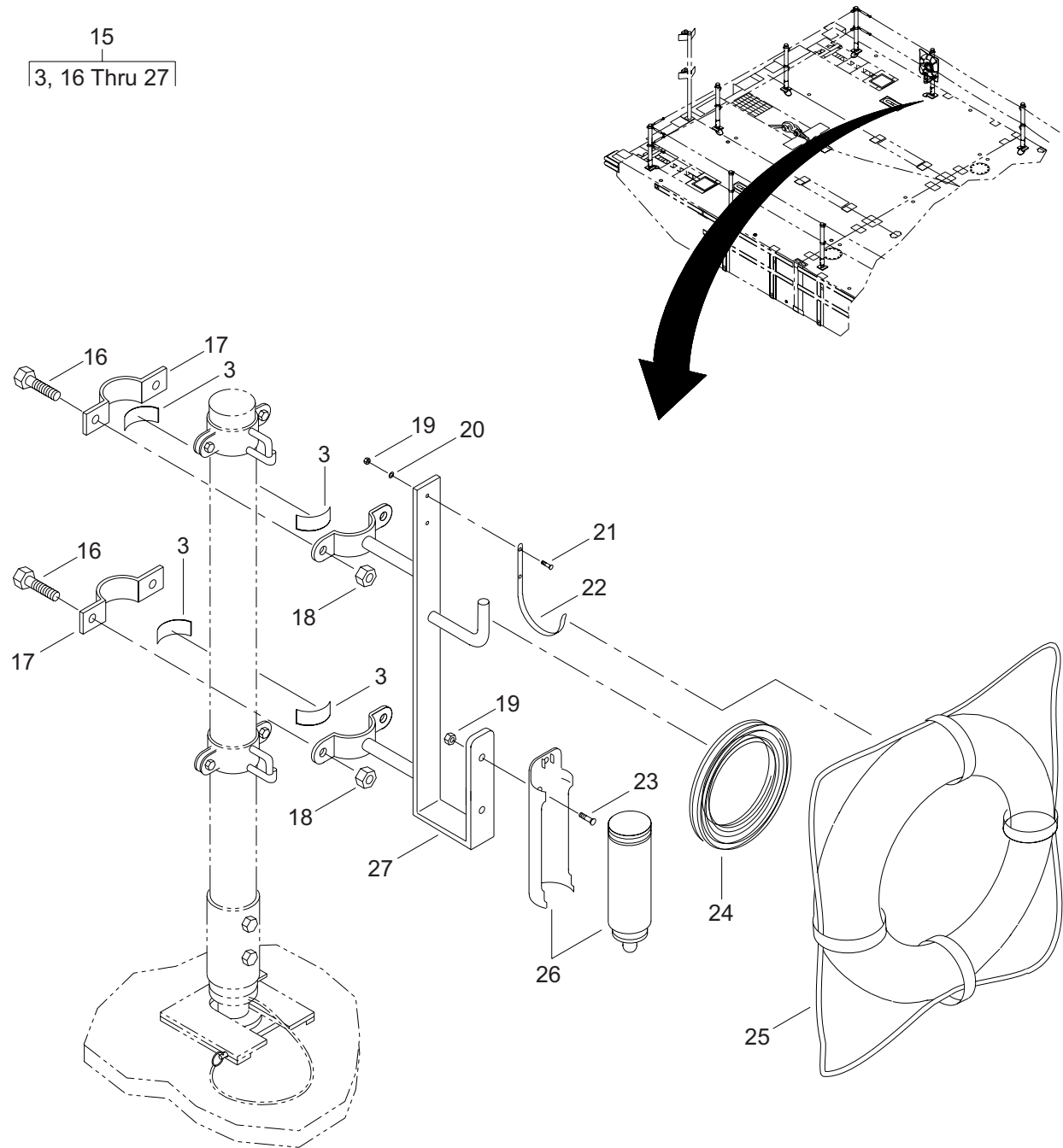


Figure 61. Handrail Installation (Sheet 3 of 5)

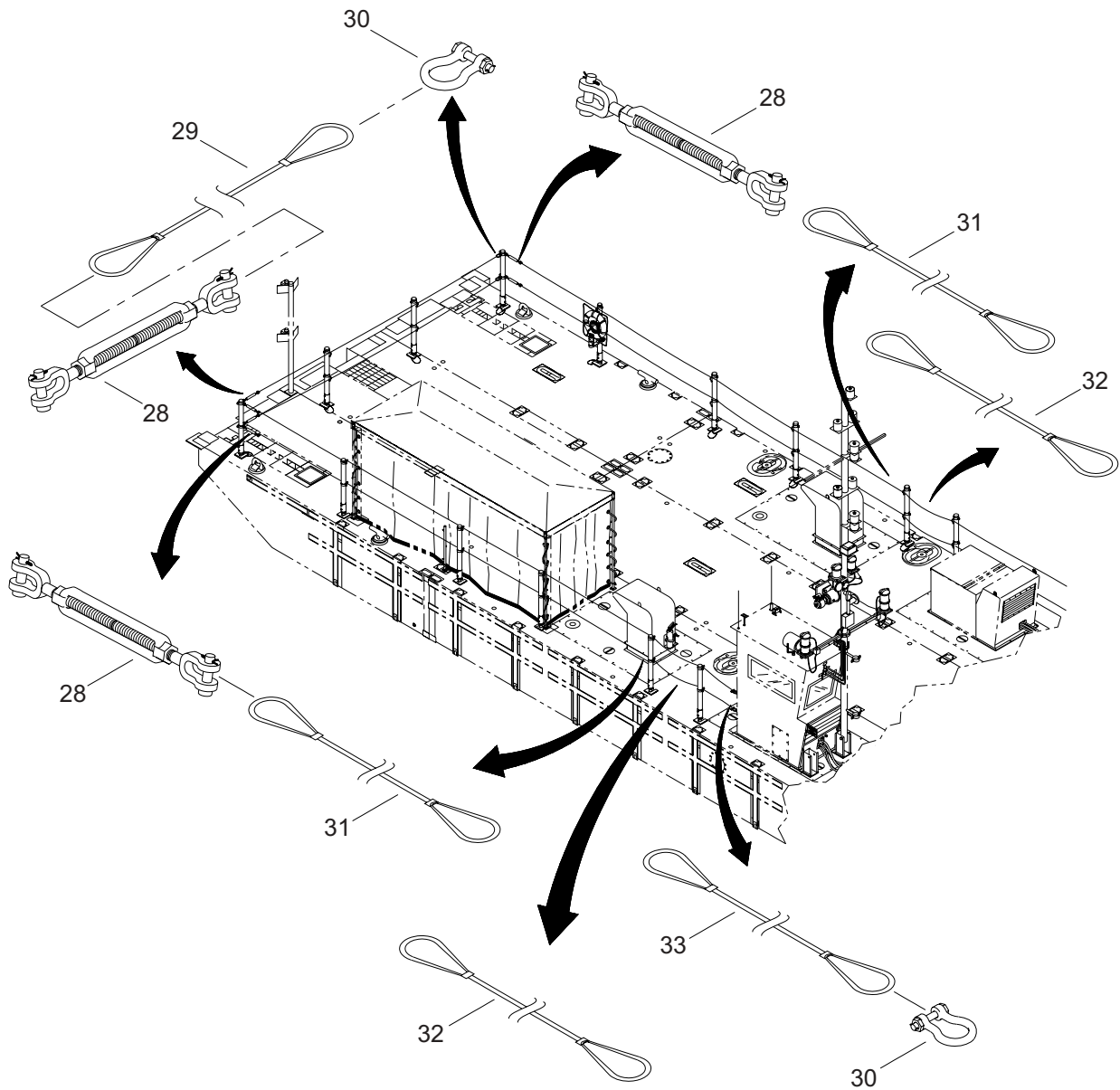


Figure 61. Handrail Installation (Sheet 4 of 5)

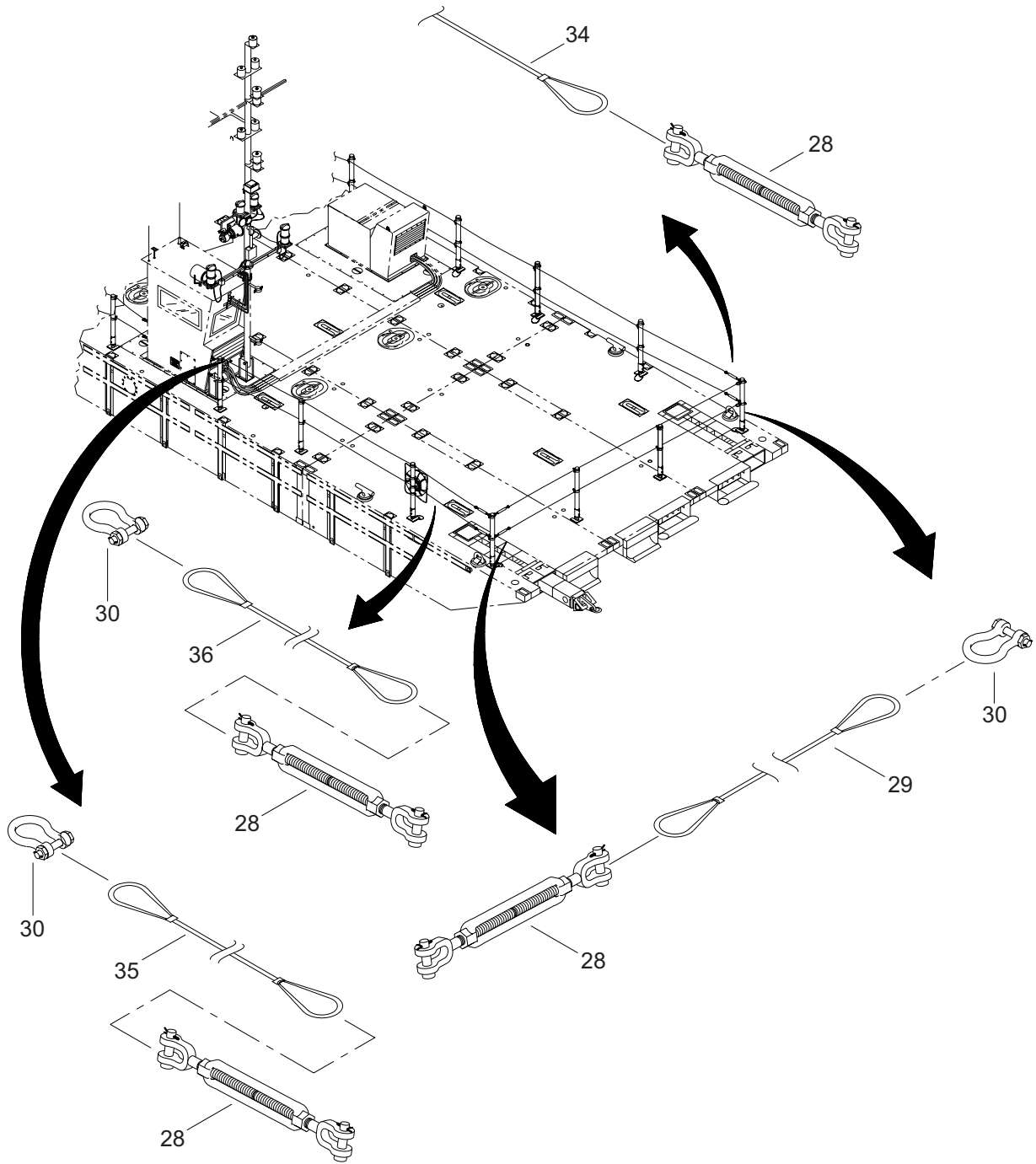


Figure 61. Handrail Installation (Sheet 5 of 5)

(1) ITEM NO.	(2) SMR CODE	(3) NSN	(4) CAGEC	(5) PART NUMBER	(6) DESCRIPTION AND USABLE ON CODE (UOC)	(7) QTY
GROUP 01						
FIG. 61 HANDRAIL INSTALLATION						
1	XDOOO		34712	E40343	HANDRAIL, CORNER	4
2	PAOZZ	5310-01-508-5774	39428	90715A145	.NUT,SELF-LOCKING,HEX	204
3	XDOZZ		34712	E34671	.STRIP,RUBBER	192
4	XDOZZ		34712	E38242	.CAP.	24
5	XDOZZ		34712	E40482	.BRACKET,HANGER, FABR	8
6	XDOZZ		39428	93190A630	.SCREW,CAP,HEX HEAD	96
7	XDOOO		34712	E40283	.STANCHION	24
8	XDOZZ		34712	E40262	.BASE,STANCHION.	24
9	XDOZZ		34712	E38681	.TUBE,CLAMP	48
10	XDOZZ		39428	93190A644	.SCREW,CAP,HEX HEAD	48
11	PAOZZ	5310-01-481-1322	39428	90107A031	.WASHER,FLAT	48
12	XDOZZ		34712	E40471	.BRACKET,HANGER	48
13	XDOOO		34712	E40333	STANCHION ASSEMBLY	20
14	XDOZZ		34712	E40492	.BRACKET,HANGER, FABR	40
15	XDOOO		34712	E34453	ASSEMBLY,BOUY,RING	2
16	XDOZZ		39428	93190A628	.SCREW,CAP,HEX HEAD	8
17	XDOZZ		34712	E34561	.BRACKET,HANGER	4
18	XDOZZ		39428	94804A320	.NUT,HEX.	8
19	XDOZZ		39428	91845A029	.NUT.	8
20	XDOZZ		39428	90107A029	.WASHER,FLAT	4
21	XDOZZ		39428	90585A540	.SCREW,CAP,FLAT HEAD.	4
22	XDOZZ		0FVF7	314346	.BRACKET,BOUY,RING.	2
23	XDOZZ		39428	90585A542	.SCREW,CAP,FLAT HEAD.	4
24	XDOZZ		39428	3856T18	.ROPE 100 FT	2
25	XDOZZ		7T351	JB-0-30	.BUOY,RING	2
26	XDOZZ		18560	SM-2	.LIGHT,STROBE	2
27	XDOZZ		34712	E34682	.BRACKET,BOUY,RING.	2
28	XDOZZ		39428	3001T54	TURNBUCKLE.	12
29	XDOZZ		34712	E20948-8	CABLE,RAILING,ASSY	4

(1) ITEM NO.	(2) SMR CODE	(3) NSN	(4) CAGEC	(5) PART NUMBER	(6) DESCRIPTION AND USABLE ON CODE (UOC)	(7) QTY
30	XDOZZ		75535	1018053	SHACKLE	8
31	XDOZZ		34712	E20948-7	CABLE,RAILING,ASSY	4
32	XDOZZ		34712	E40778	CABLE,RAILING,ASSY	4
33	XDOZZ		34712	E20948-11	CABLE,RAILING,ASSY	2
34	XDOZZ		34712	E20948-9	CABLE,RAILING,ASSY	2
35	XDOZZ		34712	E20948-10	CABLE,RAILING,ASSY	1
36	XDOZZ		34712	E20948-12	CABLE,RAILING,ASSY	1
END OF FIGURE						

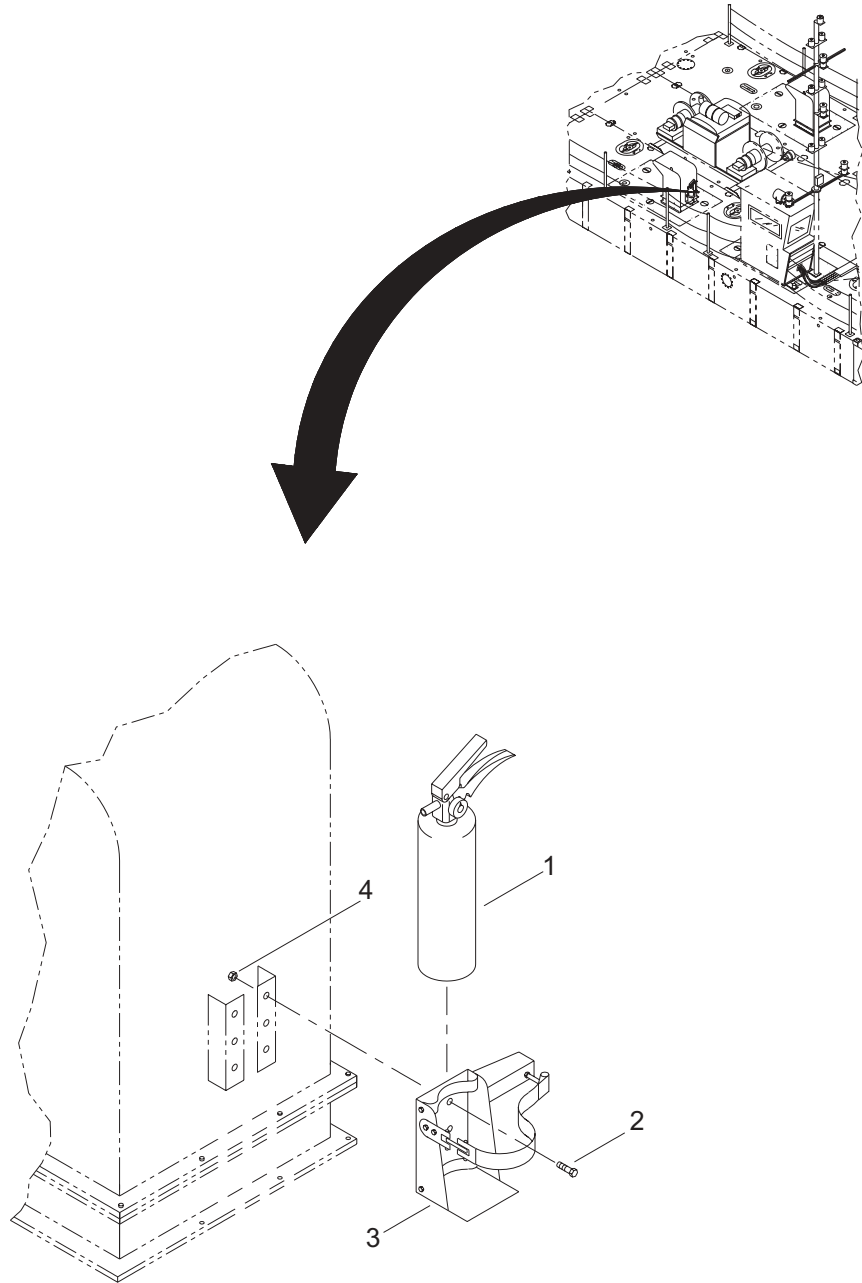


Figure 62. Fire Extinguisher

(1) ITEM NO.	(2) SMR CODE	(3) NSN	(4) CAGEC	(5) PART NUMBER	(6) DESCRIPTION AND USABLE ON CODE (UOC)	(7) QTY
					GROUP 01	
					FIG. 62 FIRE EXTINGUISHER	
1	XDOZZ		33525	21103	EXTINGUISHER,FIRE.....	1
2	XDOZZ		39428	92240A622	SCREW,CAP,HEX HEAD.....	6
3	PFOZZ	4210-00-555-1283	0KDP7	290511	BRACKET,FIRE,EXTING.....	1
4	XDOZZ		39428	91845A031	NUT, HEXAGON	6
					END OF FIGURE	

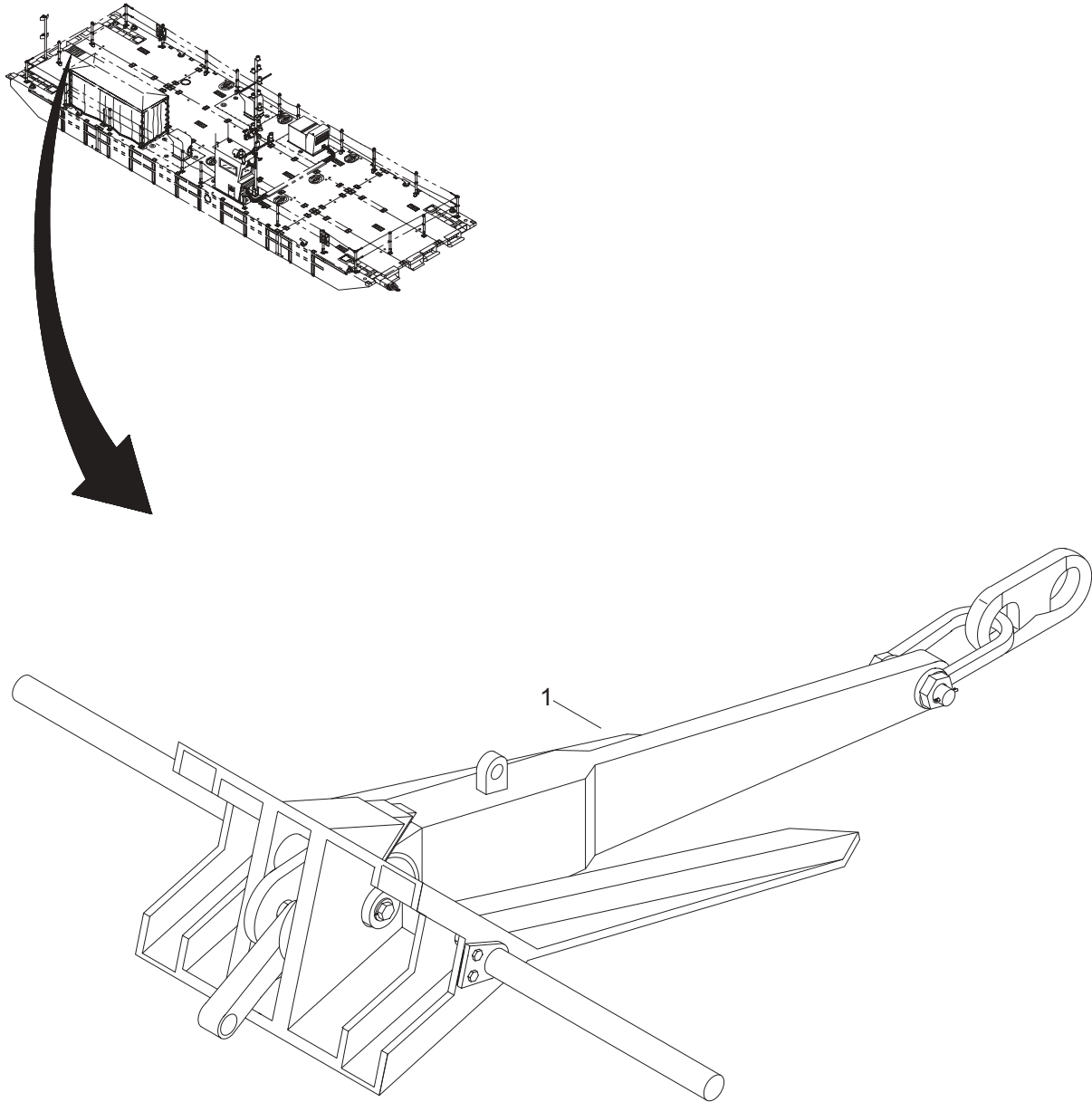


Figure 63. Anchor Assembly

(1) ITEM NO.	(2) SMR CODE	(3) NSN	(4) CAGEC	(5) PART NUMBER	(6) DESCRIPTION AND USABLE ON CODE (UOC)	(7) QTY
					GROUP 01	
					FIG. 63 ANCHOR ASSEMBLY	
1	XDOOO		34712	E37383	ANCHOR,NAVMOOR ASSY	1
					END OF FIGURE	

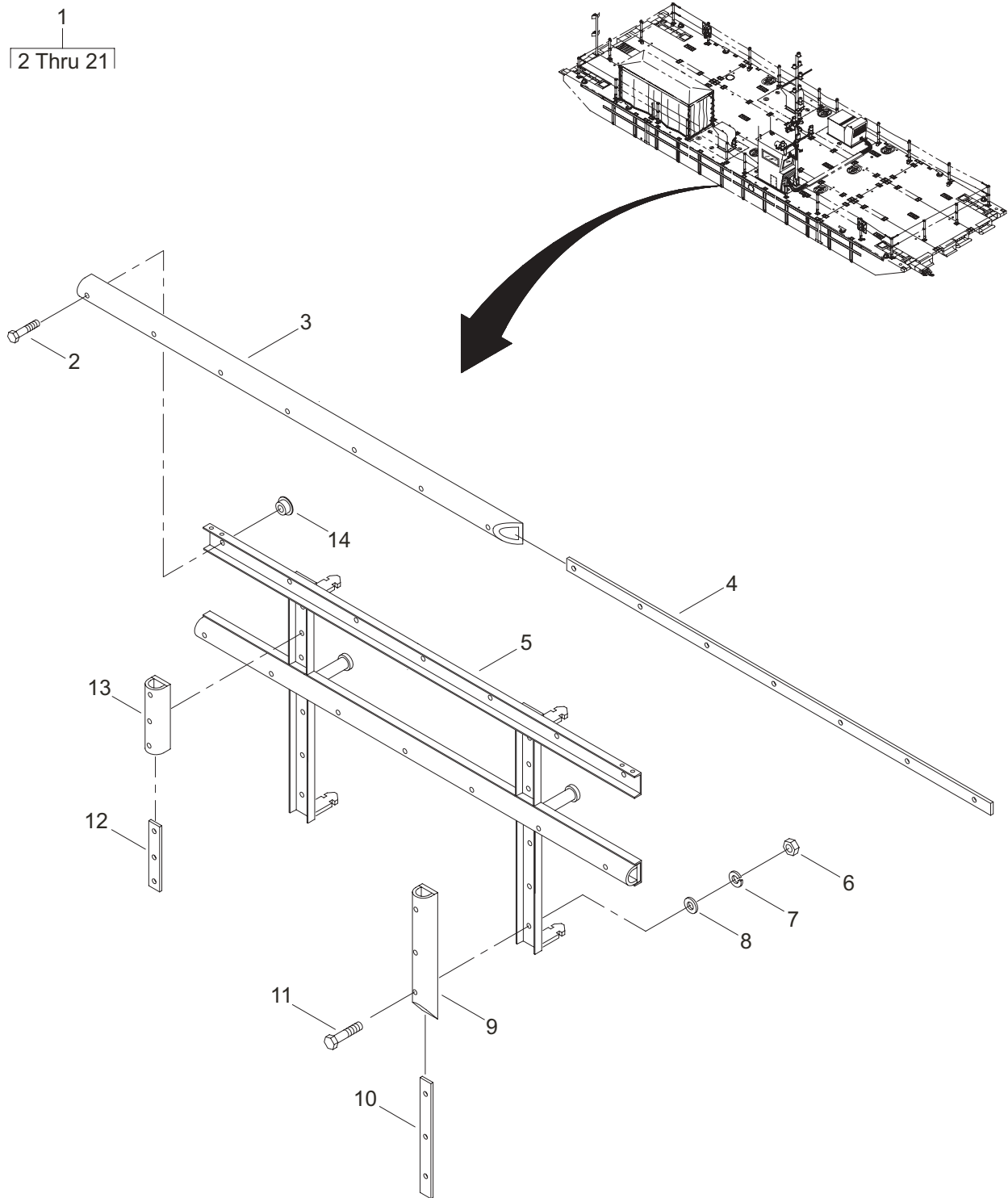


Figure 64. Side Fender Assembly (Sheet 1 of 2)

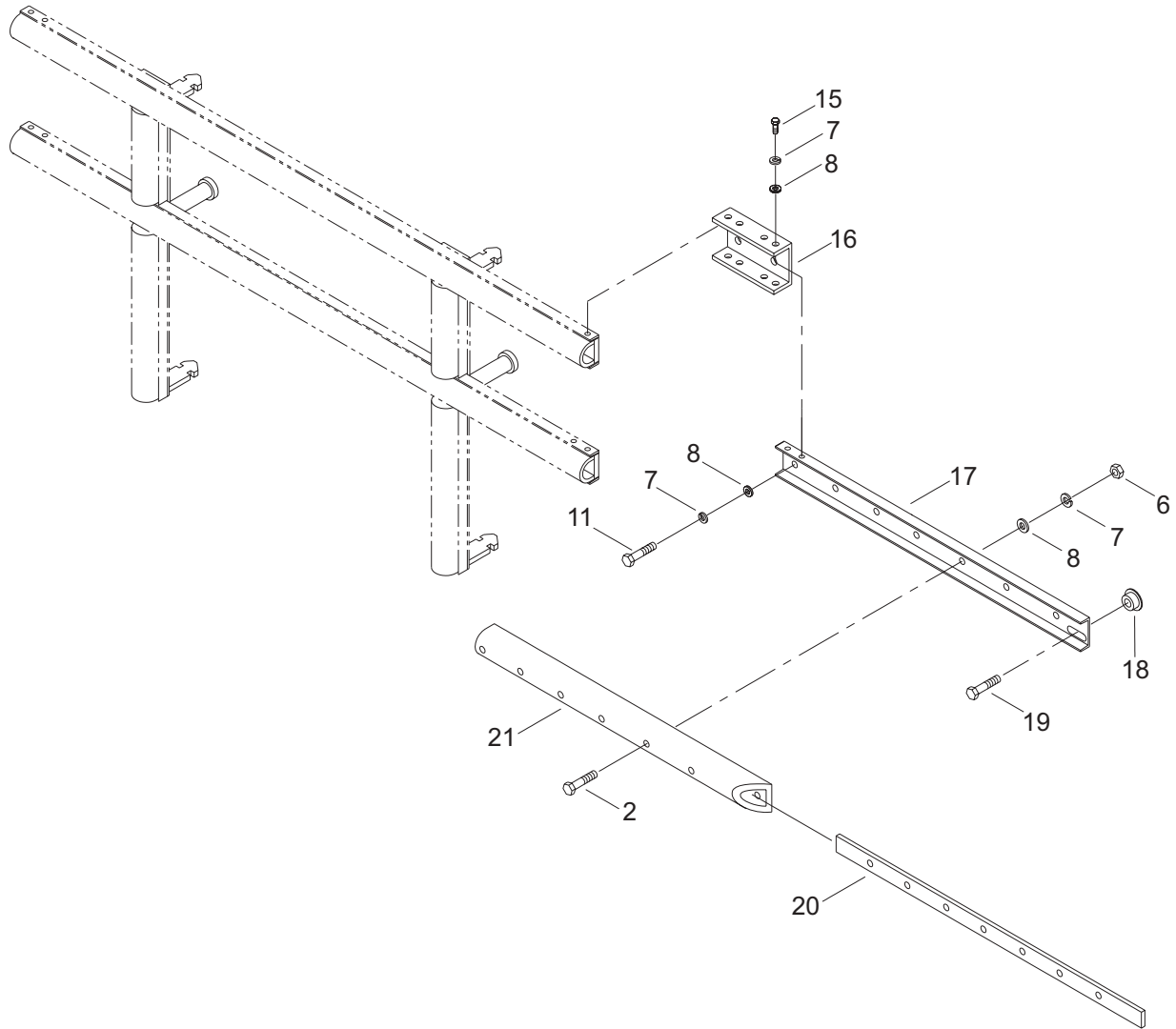


Figure 64. Side Fender Assembly (Sheet 2 of 2)

(1) ITEM NO.	(2) SMR CODE	(3) NSN	(4) CAGEC	(5) PART NUMBER	(6) DESCRIPTION AND USABLE ON CODE (UOC)	(7) QTY
					GROUP 01	
					FIG. 64 SIDE FENDER ASSEMBLY	
1	XDOFF		34712	E36093	FENDER,ASSY,SIDE	1
2	XDFZZ		39428	92186A722	.CAPSCREW,HEX HEAD	204
3	XDFZZ		34712	E37018	.FENDER,RUBBER	24
4	XDFZZ		34712	E37251	.BAR,BACKING	24
5	XDOFF		34712	E37162	.FRAME,WELDMENT	12
6	XDFZZ		39428	91845A310	.NUT, SELF-LOCKING	244
7	XDOZZ		39428	92147A033	.WASHER,LOCK	260
8	XDOZZ		39428	90107A033	.WASHER,FLAT	260
9	XDFZZ		34712	E36978	.FENDER,RUBBER	24
10	XDFZZ		34712	E37191	.BAR,BACKING	24
11	XDOZZ		39428	92186A723	.CAPSCREW,HEXHD	152
12	XDFZZ		34712	E37201	.BAR,BACKING	24
13	XDFZZ		34712	E36558	.FENDER,RUBBER	24
14	XDFZZ		34712	E36212	.WELDMENT,STANDOFF	120
15	XDOZZ		39428	93190A712	.CAPSCREW,HEX HEAD	16
16	XDFZZ		34712	E36252	.CONNECTOR,WELDMENT	4
17	XDFZZ		34712	E36241	.CHANNEL,SIDE	4
18	XDOZZ		34712	E36482	.WELDMENT,STANDOFF	4
19	XDOZZ		39428	91257A941	.CAPSCREW,HEX HEAD	4
20	XDFZZ		34712	E37211	.BAR,BACKING	4
21	XDFZZ		34712	E36958	.FENDER,RUBBER	4
					END OF FIGURE	

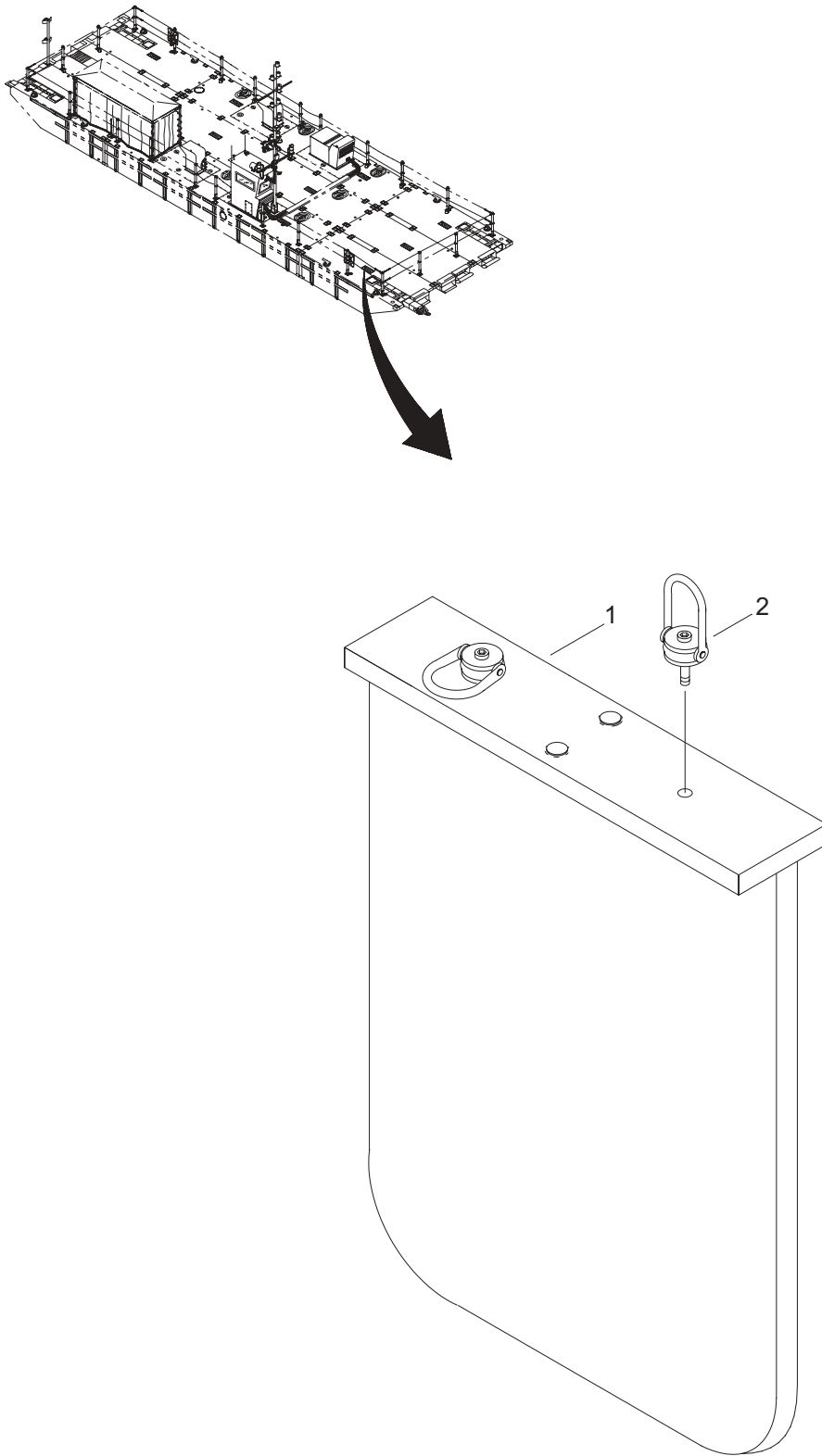


Figure 65. Skeg Assembly

(1) ITEM NO.	(2) SMR CODE	(3) NSN	(4) CAGEC	(5) PART NUMBER	(6) DESCRIPTION AND USABLE ON CODE (UOC)	(7) QTY
					GROUP 01	
					FIG. 65 SKEG ASSEMBLY	
1	XDOOO		34712	E37283	ASSEMBLY,SKEG,MWT	1
2	XDOZZ		75535	HR-125	SWIVEL,HOIST RING	2
					END OF FIGURE	

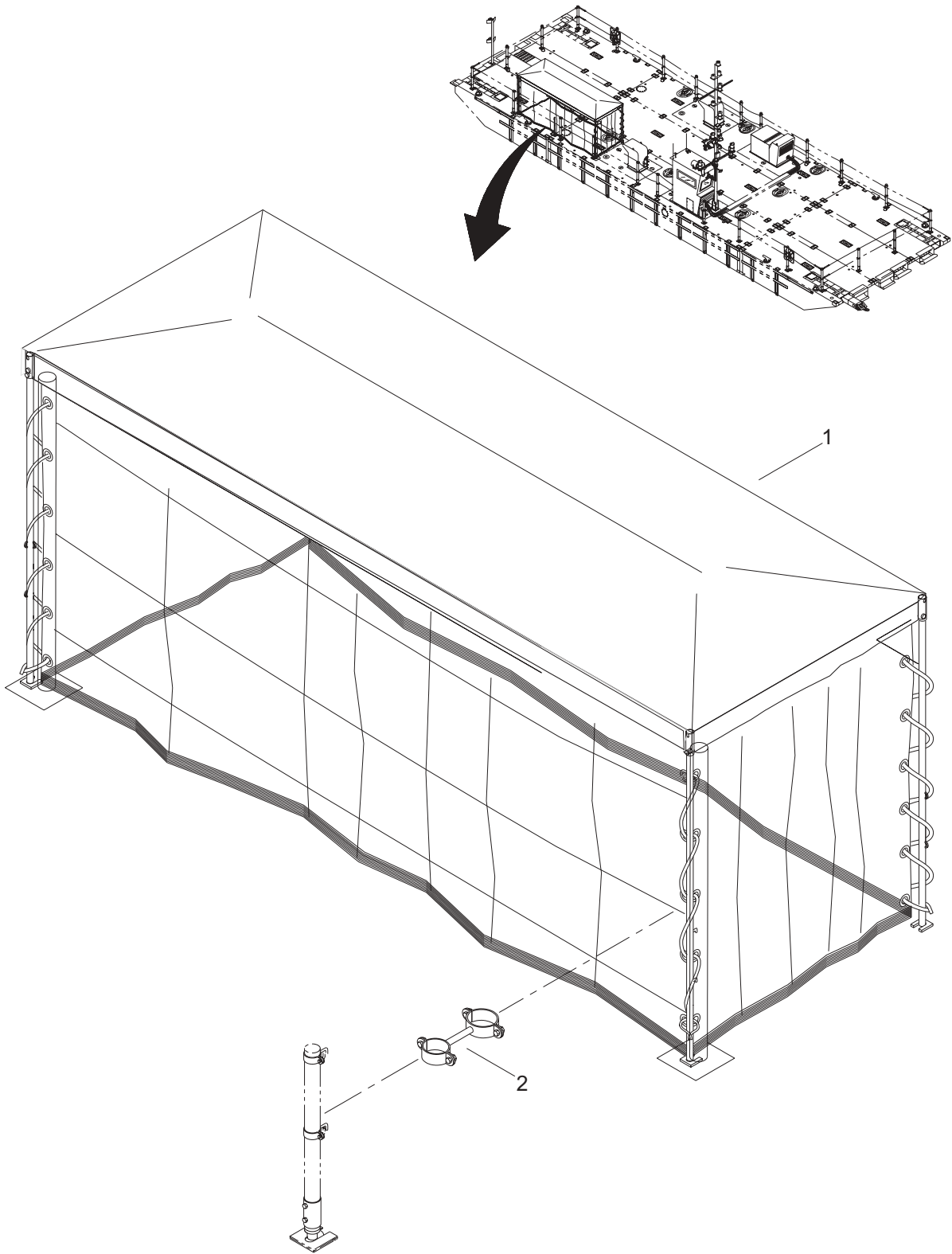


Figure 66. Shelter Assembly

(1) ITEM NO.	(2) SMR CODE	(3) NSN	(4) CAGEC	(5) PART NUMBER	(6) DESCRIPTION AND USABLE ON CODE (UOC)	(7) QTY
					GROUP 01	
					FIG. 66 SHELTER ASSEMBLY	
1	XDOZZ		34712	E46339	SHELTER,CREW.....	1
2	XDOZZ		34712	E46393	ASSEMBLY,STANDOFF	2
					END OF FIGURE	

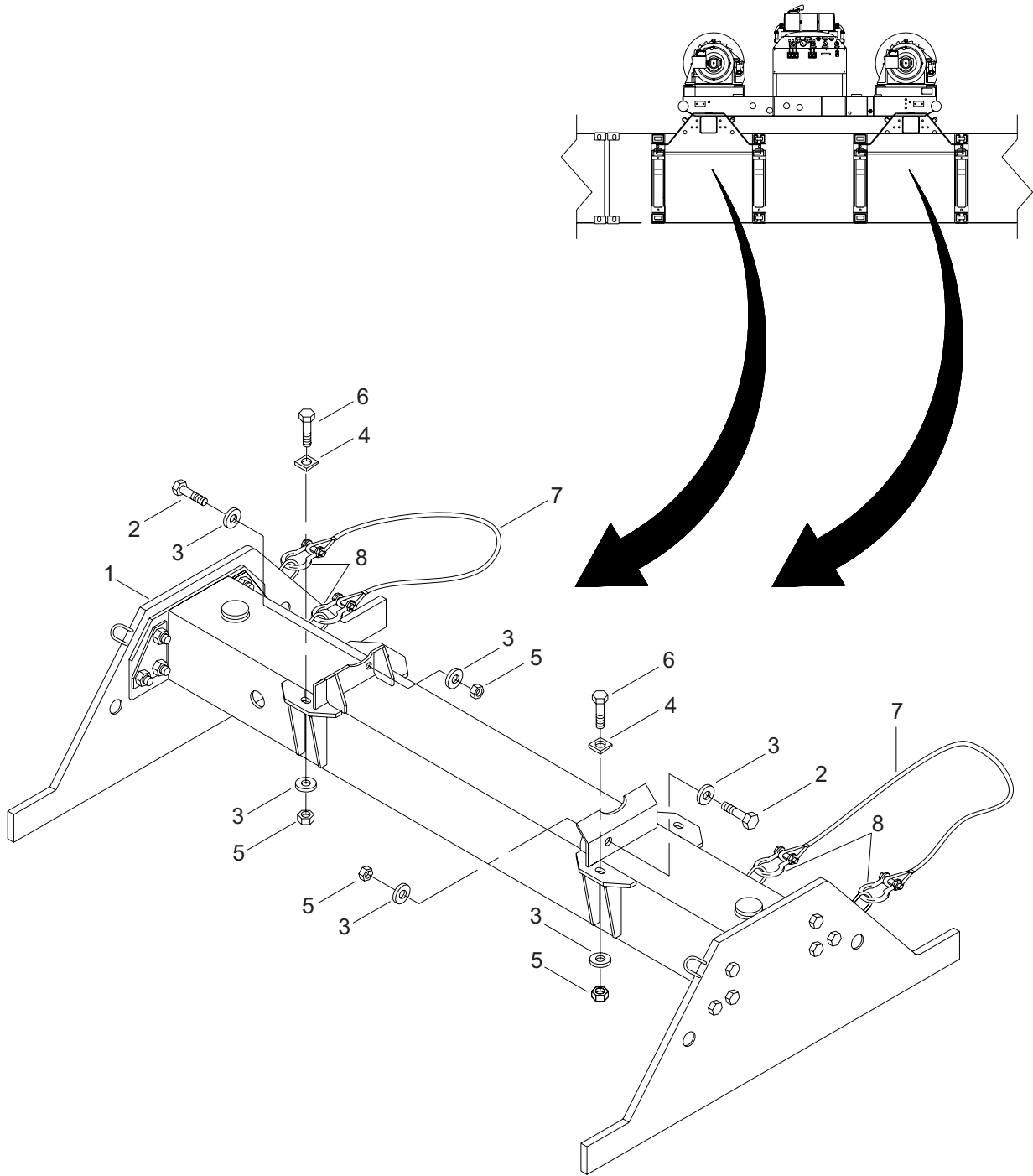


Figure 67. Winch Adapter Foundation

(1) ITEM NO.	(2) SMR CODE	(3) NSN	(4) CAGEC	(5) PART NUMBER	(6) DESCRIPTION AND USABLE ON CODE (UOC)	(7) QTY
					GROUP 02	
					FIG. 67 WINCH ADAPTER FOUNDATION	
1	XDOZZ		34712	E40162	FOUNDATION,WINCH.	2
2	XDOZZ		39428	91583A208	CAPSCREW, HEX HEAD	4
3	XDOZZ		34712	0004170	WASHER,HARDENED	16
4	XDOZZ		34712	0002837	WASHER,BEVELED	8
5	XDOZZ		39428	94485A037	NUT NUT .875-9UNC	12
6	XDOZZ		34712	0008489	SCREW,CAP,HEX HEAD.	8
7	XDOZZ		34712	E40732	ROPE, WIRE	4
8	XDOZZ		39428	3558T45	SHACKLE	8
					END OF FIGURE	

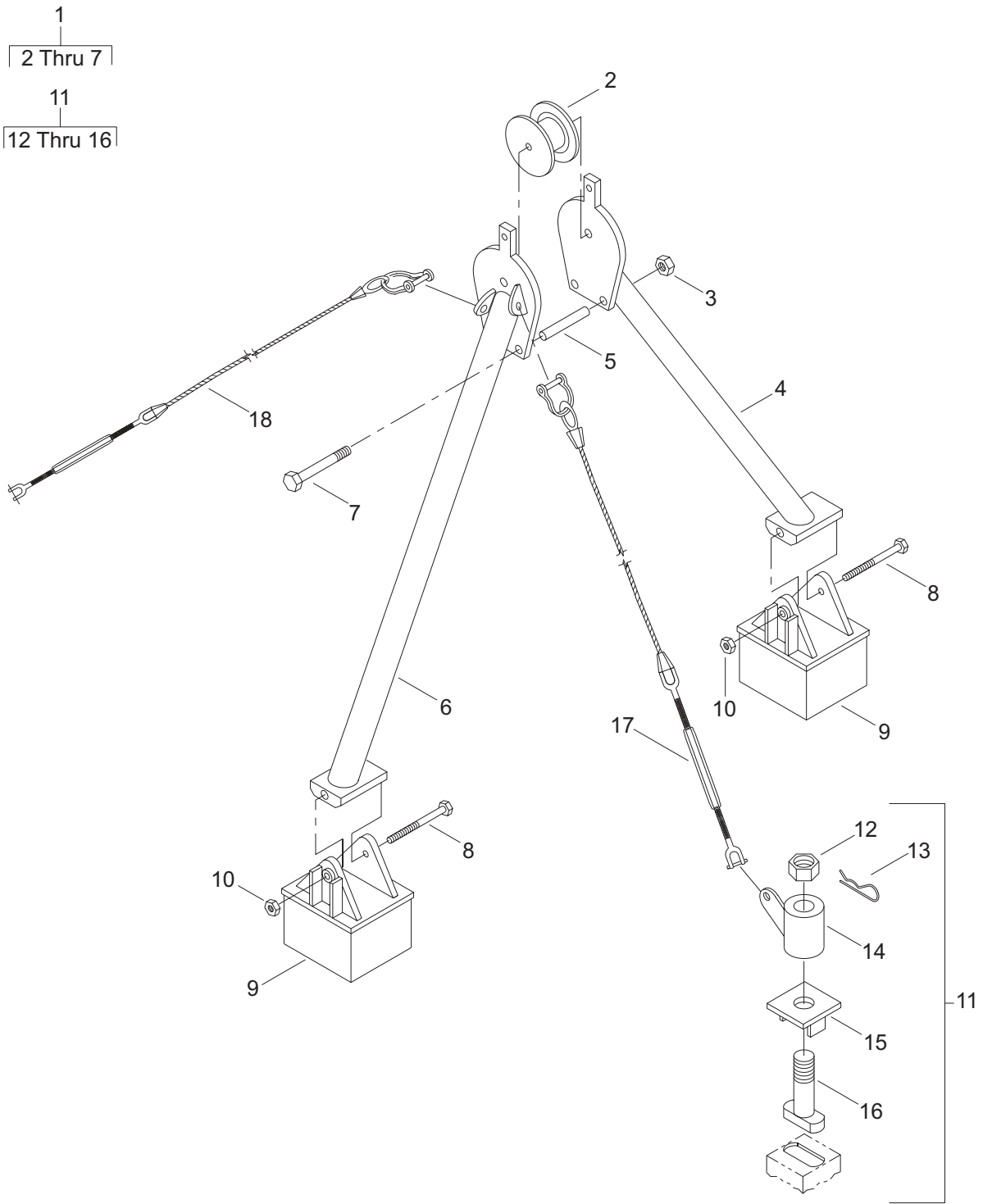


Figure 68. A-frame Assembly

(1) ITEM NO.	(2) SMR CODE	(3) NSN	(4) CAGEC	(5) PART NUMBER	(6) DESCRIPTION AND USABLE ON CODE (UOC)	(7) QTY
GROUP 02						
FIG. 68 A-FRAME ASSEMBLY						
1	XDOOO		34712	E36743	A-FRAME ASSEMBLY.....	1
2	PAOZZ	3020-01-368-7725	15950	52544-B	.PULLEY,GROOVE.....	1
3	XDOZZ		39428	91845A041	.NUT,HEX.....	3
4	XDOZZ		34712	E36592	.LEG WELDMENT,STBD.....	1
5	XDOZZ		34712	E36751	.PIPE,SPACER.....	3
6	XDOZZ		34712	E36582	.LEG WELDMENT,PORT.....	1
7	XDOZZ		34712	0007407	.CAPSCREW,HEX HEAD.....	3
8	XDOZZ		34712	0008361	CAPSCREW,HEX HEAD.....	2
9	XDOZZ		34712	E36352	FOOT ANCHOR WELD.....	2
10	XDOZZ		34712	0008362	NUT.....	2
11	XDOOO		34712	E36773	LUG,CORNER ASSEMBLY.....	2
12	XDOZZ		34712	E36891	.NUT.....	1
13	XDOZZ		39428	98401A524	.PIN,COTTER.....	1
14	XDOZZ		34712	E36792	.EYE WELDMENT.....	1
15	XDOZZ		34712	E36802	.RETAINER, WELDMENT.....	1
16	XDOZZ		34712	E36782	.BOLT ASSEMBLY.....	1
17	XDOZZ		34712	E36503	GUY,AFTER ASSEMBLY.....	2
18	XDOZZ		34712	E36543	GUY,FORWARD ASSY.....	2
END OF FIGURE						

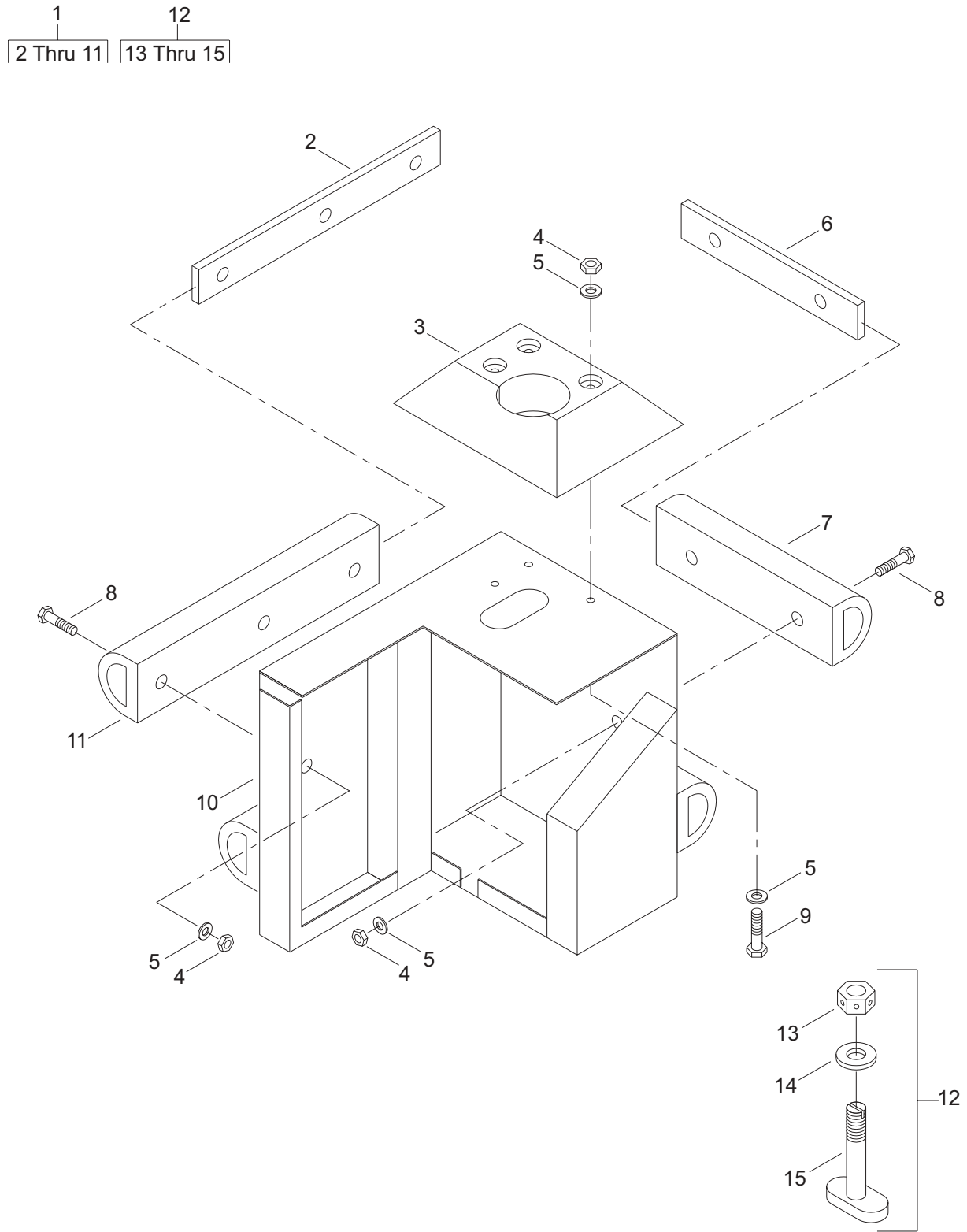


Figure 69. Left Corner Fender and Mounting Assembly

(1) ITEM NO.	(2) SMR CODE	(3) NSN	(4) CAGEC	(5) PART NUMBER	(6) DESCRIPTION AND USABLE ON CODE (UOC)	(7) QTY
					GROUP 02	
					FIG. 69 LEFT CORNER FENDER AND MOUNTING ASSEMBLY	
1	XDOOO		34712	E34793	FENDER,CORNER LEFT-HAND .	1
2	XDOZZ		34712	E34621	.BAR, BACKING.	2
3	XDOZZ		34712	E34728	.SHEET, TOP	1
4	XDOZZ		39428	91845A310	.NUT, SELF-LOCKING.	13
5	XDOZZ		39428	92141A033	.WASHER, FLAT	16
6	XDOZZ		34712	E34611	.BAR, BACKING.	2
7	XDOZZ		34712	E34658	.FENDER, RUBBER	2
8	XDOZZ		39428	92240A722	.CAPSCREW,HEXHD	10
9	XDOZZ		39428	92186A723	.CAPSCREW,HEXHD	3
10	XDOZZ		34712	E34262	.FENDER,CORNER LEFT-HAND.	1
11	XDOZZ		34712	E34648	.FENDER, RUBBER	2
12	XDOOO		34712	E34763	ASSEMBLY,MOUNTING	1
13	XDOZZ		34712	E42369	.NUT, HEAVY	1
14	XDOZZ		39428	92141A044	.WASHER,PLAIN	1
15	XDOZZ		34712	E34412	.DOG WELDMENT	1
					END OF FIGURE	

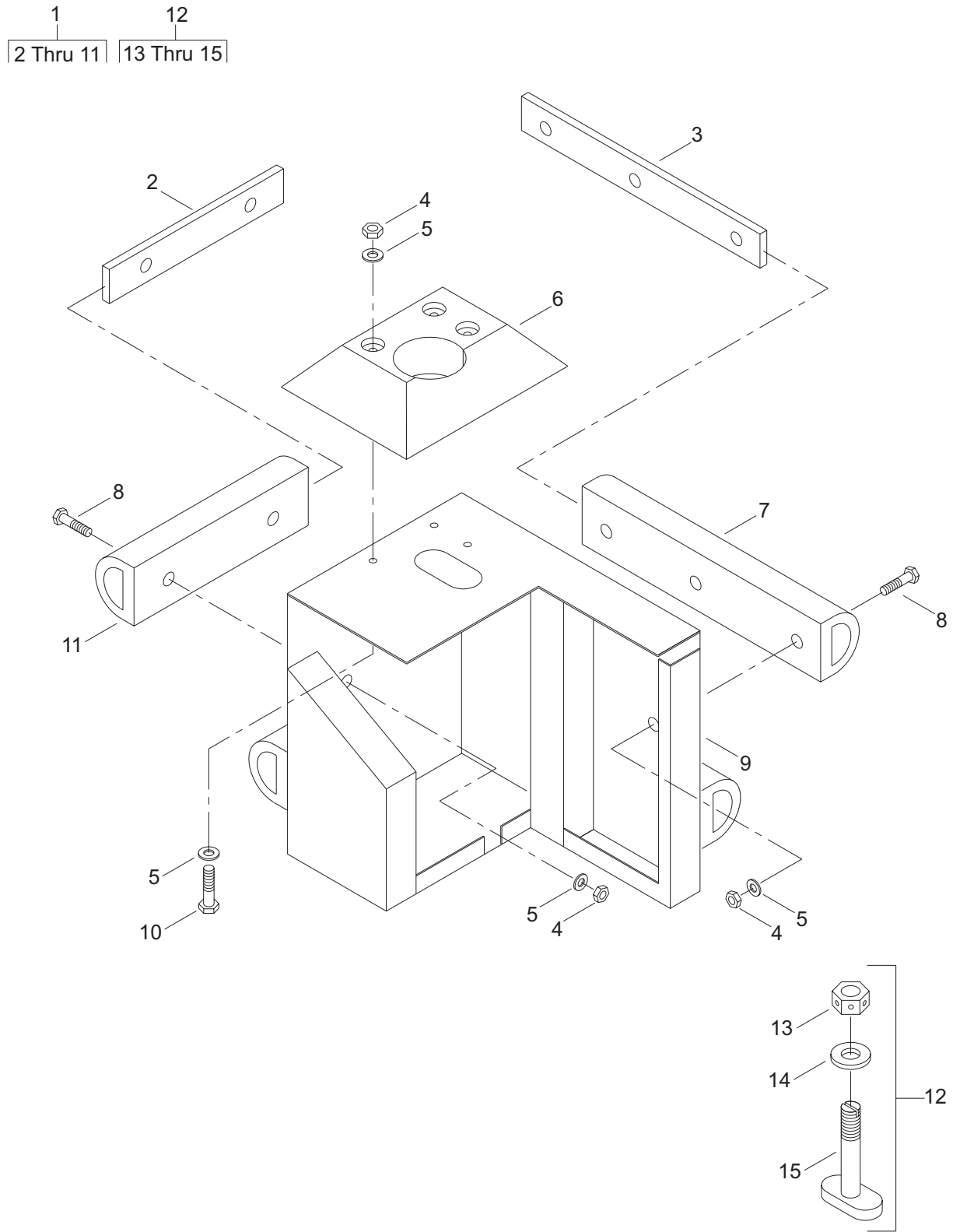


Figure 70. Right Corner Fender and Mounting Assembly

(1) ITEM NO.	(2) SMR CODE	(3) NSN	(4) CAGEC	(5) PART NUMBER	(6) DESCRIPTION AND USABLE ON CODE (UOC)	(7) QTY
					GROUP 02	
					FIG. 70 RIGHT CORNER FENDER AND MOUNTING ASSEMBLY	
1	XDOOO		34712	E34553	FENDER,CORNER RIGHT-HAND	1
2	XDOZZ		34712	E34611	.BAR, BACKING.	2
3	XDOZZ		34712	E34621	.BAR, BACKING.	2
4	XDOZZ		39428	91845A310	.NUT, SELF-LOCKING.	13
5	XDOZZ		39428	92141A033	.WASHER, FLAT	16
6	XDOZZ		34712	E34398	.SHEET, TOP	1
7	XDOZZ		34712	E34648	.FENDER, RUBBER	2
8	XDOZZ		39428	92186A723	.CAPSCREW,HEXHD	3
9	XDOZZ		34712	E34232	.FENDER,CORNER RIGHT-HAND	1
10	XDOZZ		39428	92240A722	.CAPSCREW,HEXHD	10
11	XDOZZ		34712	E34658	.FENDER, RUBBER	2
12	XDOOO		34712	E34763	ASSEMBLY,MOUNTING	1
13	XDOZZ		34712	E42369	.NUT, HEAVY	1
14	XDOZZ		39428	92141A044	.WASHER,PLAIN	1
15	XDOZZ		34712	E34412	.DOG WELDMENT	1
					END OF FIGURE	

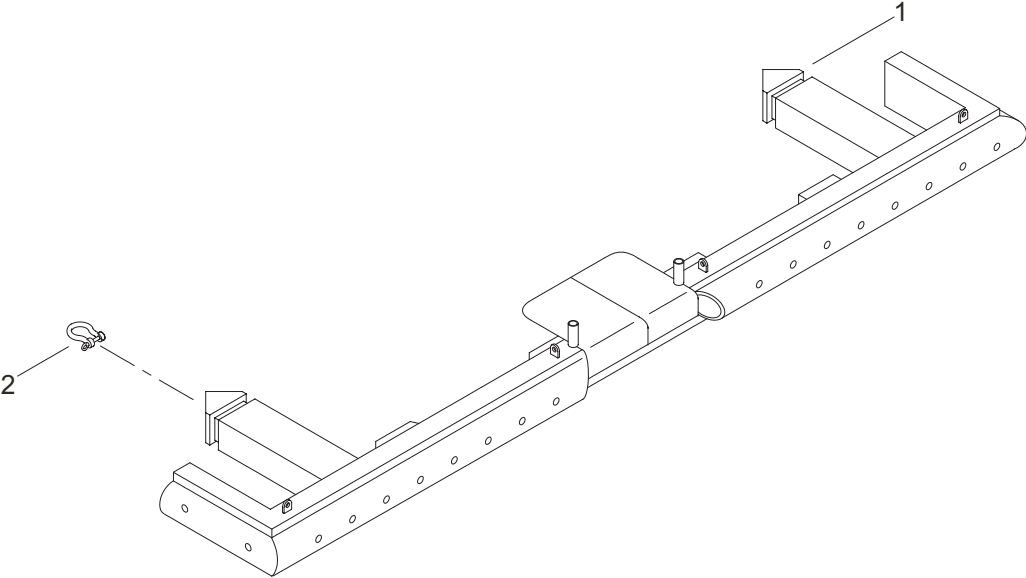


Figure 71. Bow Fender Assembly

(1) ITEM NO.	(2) SMR CODE	(3) NSN	(4) CAGEC	(5) PART NUMBER	(6) DESCRIPTION AND USABLE ON CODE (UOC)	(7) QTY
					GROUP 02	
					FIG. 71 BOW FENDER ASSEMBLY	
1	XDOOO		34712	E47473	ASSEMBLY, BOW FENDER	1
2	PFOZZ	4030-00-185-0489	75535	1018455	SHACKLE	2
					END OF FIGURE	

**UNIT, DIRECT SUPPORT AND GENERAL SUPPORT MAINTENANCE
WARPING TUG (WT)
BULK MATERIAL LIST (BML)**

(1) ITEM NO.	(2) SMR CODE	(3) NSN	(4) CAGEC	(5) PART NUMBER	(6) DESCRIPTION AND USABLE ON CODE (UOC)	(7) QTY
GROUP 03						
FIG. 72 BULK MATERIAL LIST						
1	XDOZZ		24161	305602	HOSE, NONMETALLIC.....	1
2	XDOZZ		24161	320010	HOSE.....	1
3	XDOZZ		24161	320019	HOSE, NONMETALLIC.....	1
4	XDOZZ		34712	0000165	TUBE.....	1
5	XDOZZ		34712	0005968	TUBE.....	1
6	XDOZZ		34712	0006191	PIPE, ROUND.....	1
7	XDOZZ		81300	7392-3000	HOSE, NONMETALLIC.....	1
8	PAFZZ	4720-01-194-1616	07096	80-038	HOSE, NONMETALLIC.....	1
9	MDFZZ	4720-01-132-7124	07096	80-062	HOSE, NONMETALLIC.....	1
10	MDFZZ		07096	80-075	HOSE.....	1
11	PFOZZ	4720-01-280-2307	01276	FC234-12	HOSE, NONMETALLIC.....	1
12	MOOZA	4720-01-364-7842	01276	FC234-16	HOSE, NONMETALLIC.....	1
13	MOOZZ		34712	E12798	TUBE.....	1
14	MOOZZ		34712	E13208	HOSE.....	1
15	MOOZZ		34712	E47219	HOSE.....	1
16	MOOZZ		34712	E09858	HOSE.....	1
17	MOOZZ		34712	E38928	HOSE.....	1
18	MOOZZ		34712	E09998	HOSE.....	1
19	PFOZZ	4720-00-494-9359	98441	881-32	HOSE, NONMETALLIC.....	1
20	MOOZZ		98411	881-24	HOSE.....	1
END OF FIGURE						

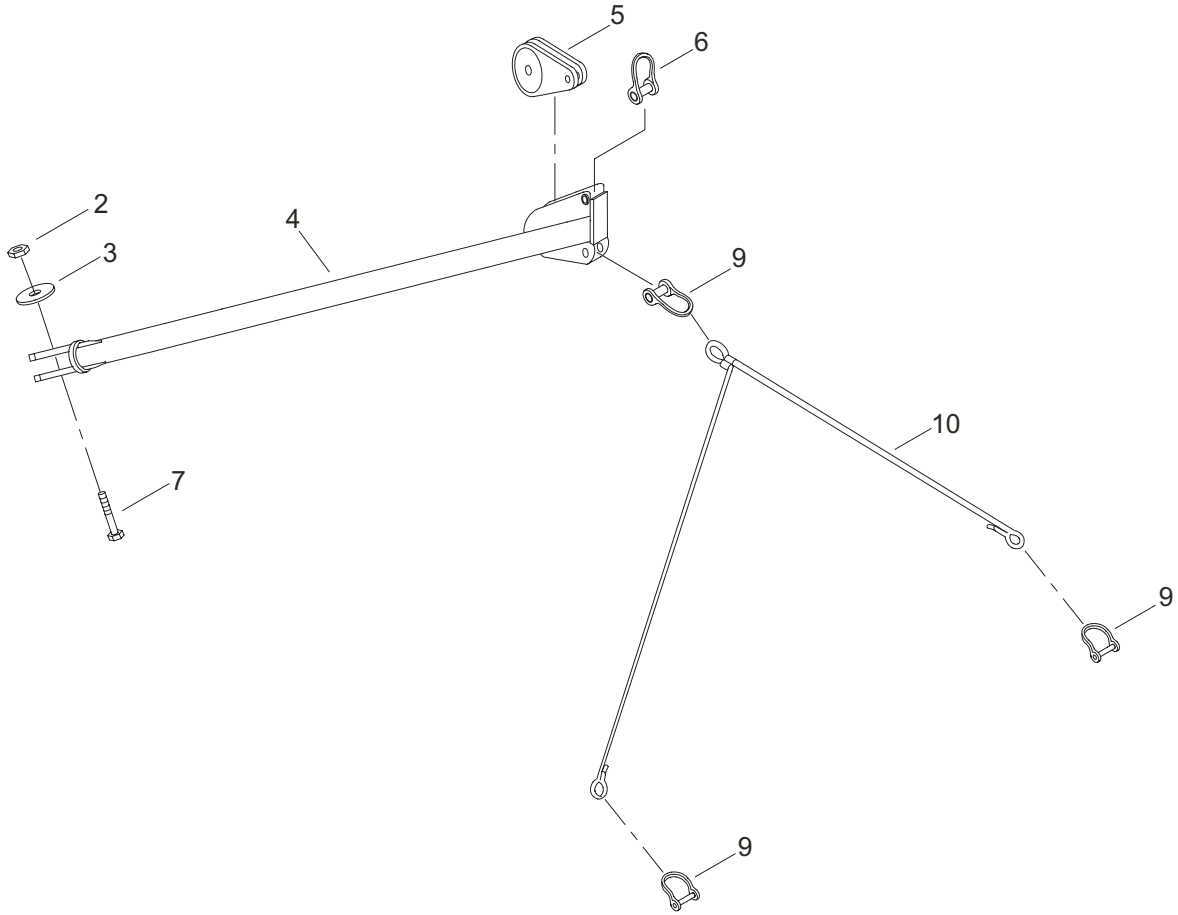
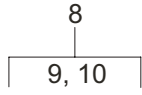
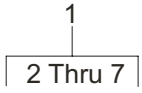


Figure 73. Elevating Pole Assembly

(1) ITEM NO.	(2) SMR CODE	(3) NSN	(4) CAGEC	(5) PART NUMBER	(6) DESCRIPTION AND USABLE ON CODE (UOC)	(7) QTY
					GROUP 04	
					FIG. 73 ELEVATING POLE ASSEMBLY	
1	XDOOO		34712	E37053	POLE,ELEVATING ASSY	1
2	XDOZZ		39428	91694A325	.NUT.	1
3	XDOZZ		34712	E37031	.PLATE,RETAINER	1
4	XDOZZ		34712	E36912	.POLE,ELEVATING	1
5	XDOZZ		75535	103523	.BLOCK,SNATCH	1
6	XDOZZ		75535	1018598	.SHACKLE, ANCHOR	1
7	XDOZZ		34712	0008090	.CAPSCREW,HEX HEAD	1
8	XDOFF		34712	E36903	SLING,GUY ASSEMBLY	1
9	PFOZZ	4030-00-533-3900	75535	1018534	.SHACKLE	3
10	XDOFF		34712	E46288	.ASSEMBLY,SLING	1
END OF FIGURE						

1
2 Thru 5

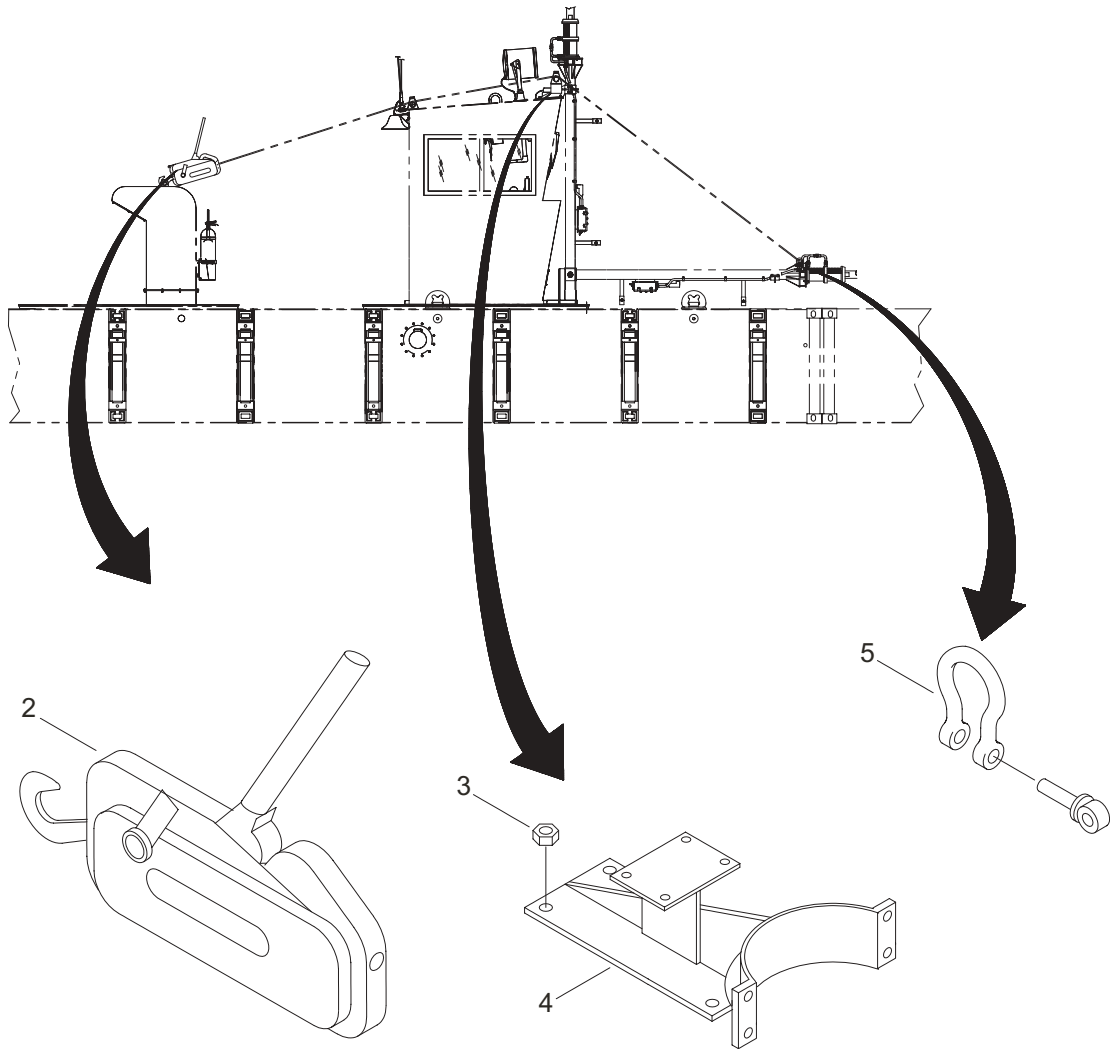


Figure 74. Mast Hoist Assembly

(1) ITEM NO.	(2) SMR CODE	(3) NSN	(4) CAGEC	(5) PART NUMBER	(6) DESCRIPTION AND USABLE ON CODE (UOC)	(7) QTY
					GROUP 04	
					FIG. 74 MAST HOIST ASSEMBLY	
1	XDOOO		34712	E40803	MAST HOIST ASSEMBLY	1
2	PAOZZ	3950-00-226-9444	12708	TU28	.HOIST,WIRE ROPE	1
3	XDOZZ		39428	90762A136	.NUT,HEXAGON	4
4	XDOZZ		34712	E40952	.MOUNT WELDMENT	1
5	XDOZZ		75535	1018473	.SHACKLE,ANCHOR.	1
					END OF FIGURE	

**UNIT, DIRECT SUPPORT AND GENERAL SUPPORT MAINTENANCE
WARPING TUG (WT)
SPECIAL TOOLS LIST**

(1) ITEM NO.	(2) SMR CODE	(3) NSN	(4) CAGEC	(5) PART NUMBER	(6) DESCRIPTION AND USABLE ON CODE (UOC)	(7) QTY
					GROUP 05	
					FIG. 75 SPECIAL TOOLS LIST	
1	XDFZZ		61208	T18502	ADAPTER, TOOL	1
2	XDFZZ		61208	TD-300428	ADAPTER, TOOL	1
3	XDFZZ		61208	TD-300427	ADAPTER, TOOL	1
4	XDFZZ		61208	TD300429	ADAPTER, TOOL	1
5	XDFZZ		61208	TD300430	ADAPTER, TOOL	1
6	XDFZZ		61208	TD300431	ADAPTER, TOOL	1
7	XDFZZ		61208	TD300432	ADAPTER, TOOL	1
					END OF FIGURE	

**UNIT, DIRECT SUPPORT AND GENERAL SUPPORT MAINTENANCE
WARPING TUG (WT)
NATIONAL STOCK NUMBER INDEX**

STOCK NUMBER	FIG.	ITEM	STOCK NUMBER	FIG.	ITEM
5305-00-050-9229	26	16		52	14
	39	14		53	2
	58	16		58	32
5305-00-054-6668	53	38	4730-00-722-2098	16	42
5340-00-071-3834	9	7	5930-00-726-9508	36	23
4730-00-075-5684	16	23		37	30
4730-00-133-3196	9	13	4730-00-731-6740	16	6
5999-00-150-4725	60	9	5930-00-782-1983	37	21
5999-00-150-4726	60	11	5975-00-833-7606	58	29
5975-00-152-1075	27	8	5925-00-855-3987	38	7
4030-00-185-0489	71	2	5920-00-879-6285	26	24
5925-00-199-9565	21	33	4730-00-908-6292	3	18
4370-00-203-0030	9	8	5310-00-934-9748	35	37
	14	20	5330-00-946-8344	58	12
3950-00-226-9444	74	2	5925-00-947-8312	19	33
5925-00-241-1441	19	31		21	27
	38	6		38	9
2540-00-255-9206	45	5	4730-00-958-8599	51	11
5920-00-280-8342	35	56	4730-01-018-5813	3	32
5920-00-284-6787	53	29	4730-01-026-0035	15	17
4730-00-326-5466	16	40	5935-01-026-2217	58	44
4730-00-374-6947	9	17	2530-01-061-1351	17	32
5340-00-413-0070	9	10		18	21
4730-00-436-9667	15	34	2040-01-092-3081	1	3
	16	19	4720-01-124-9358	9	18
4720-00-494-9359	15	22	5340-01-129-6048	60	8
	72	19	5340-01-129-7503	40	4
4030-00-533-3900	73	9		41	4
5920-00-548-3126	35	57		60	21
4210-00-555-1283	62	3	4720-01-132-7124	51	3
4730-00-565-3011	16	41		72	9
4730-00-565-3051	16	44	5325-01-148-5965	17	24
4730-00-592-1014	16	28		18	22
4730-00-608-1043	9	16		19	29
	47	23		21	49
4730-00-621-8357	3	28		23	8
	15	9	4730-01-149-9946	9	5
5930-00-655-4247	27	43	5935-01-151-1245	58	17
	37	11	5340-01-160-0443	26	10
5930-00-655-4248	37	22	4820-01-163-9982	3	44
4730-00-670-6016	47	18	4730-01-168-2084	14	16
5935-00-681-4100	58	46	6240-01-186-9975	58	69
5310-00-687-6087	17	2	4720-01-194-1616	47	14
	18	1		51	6
	19	3		72	8
	20	3	4370-01-196-5217	14	18
	21	3	5310-01-199-4393	9	1
	22	6		58	53
	23	13	5935-01-226-3629	60	10
	24	4			
	25	1			
	26	3			
	27	32			
	42	3			
	49	5			

STOCK NUMBER	FIG.	ITEM	STOCK NUMBER	FIG.	ITEM
5310-01-229-6260	17	4		37	17
	18	2		39	12
	19	2	5825-01-395-3513	52	7
	20	2	4730-01-422-1933	6	9
	21	2	6220-01-423-0694	37	20
	22	5	5985-01-423-5827	52	2
	24	3	5935-01-430-4663	40	9
	25	2		41	9
	26	1		60	20
	27	31	4730-01-456-7476	16	51
	35	6	5940-01-461-2813	53	39
	40	15	5940-01-462-3689	26	22
	41	15		38	17
	42	2		39	19
	47	8	5310-01-481-1322	12	9
	48	4		61	11
	50	2	5305-01-482-5963	20	4
	51	14	5305-01-482-6298	6	18
	54	5		29	2
6350-01-233-2347	39	15		35	60
4730-01-244-7672	15	37		50	6
	16	3	5310-01-487-5791	9	11
6350-01-271-2269	39	17	2540-01-495-8321	32	19
4720-01-280-2307	16	24		34	19
	72	11	5310-01-499-3569	11	16
4730-01-282-8485	15	29	5310-01-508-5774	61	2
4730-01-284-9078	16	17	5305-01-508-6037	9	2
4730-01-302-2520	15	33	5305-01-509-0161	3	20
5935-01-326-5054	41	12		34	16
5940-01-349-8392	53	35	5340-01-517-2191	15	35
5310-01-359-2589	17	7			
	19	7			
	21	11			
5310-01-364-4211	4	3			
4720-01-364-7842	16	29			
	72	12			
3020-01-366-4040	58	56			
3020-01-368-7725	68	2			
5935-01-371-5559	40	7			
	41	7			
	60	14			
5935-01-371-5560	40	13			
	41	13			
	60	17			
5935-01-371-9395	60	12			
4010-01-373-5082	58	57			
5975-01-375-1302	52	11			
5985-01-379-0792	49	3			
	52	6			
5945-01-381-0294	17	21			
	18	16			
	19	21			
	26	21			
	39	4			
4730-01-385-8920	16	45			
5310-01-390-1881	15	13			
	21	47			
	23	11			
	27	3			

**UNIT, DIRECT SUPPORT AND GENERAL SUPPORT MAINTENANCE
WARPING TUG (WT)
PART NUMBER INDEX**

PART NUMBER	FIG.	ITEM	PART NUMBER	FIG.	ITEM
A-12P10C	58	60	E04842	32	14
A-14107JFGR	58	61		34	14
AN-816-12K	16	22	E04872	32	19
ATS2-1032	17	24		34	19
	18	22	E05882	32	21
	19	29		34	21
	21	49	E05942	32	22
	23	8		34	22
ATS2-420	26	10	E06811	32	18
ATS2-632	17	25		33	21
	18	11		34	18
	19	24	E07202	35	18
	20	7		54	10
	21	40	E07218	30	6
	27	37		31	13
ATS2-832	35	36		32	12
A-VK23	23	6		33	13
	26	7		34	10
BA-1-T1-S2/.75"-B10/.5"-18.5-PP	15	32	E07531	28	6
BA-2-T1-S2/1"-B2/1"-22.5-PP	16	18		30	3
BD721020-10	45	5		31	3
BL-50	27	8		32	5
BPP-1000	3	3		33	3
CCA250	46	3		34	12
CCH125-S10-C	36	6	E07671	55	4
	37	6		56	4
CHK BRS 1200-12M12M-B	47	21	E07723	56	1
CM1818	35	32	E07803	55	1
CNB350AS	46	1	E07892	58	33
DN-EB35	35	51	E07911	58	35
DN-F6	26	25	E08118-1	43	1
DN-LAB	35	52	E08658	4	1
DN-T12	35	54	E08832	16	5
DS46NGCL	16	15	E08873	40	1
E02783	1	3	E08883	41	1
E03003	60	5	E08893	17	5
E04222	28	11	E08903	18	5
	30	13	E08989	17	6
	31	11	E08999	17	26
	32	10	E09021	36	4
	33	11	E09151	3	6
	34	8	E09408	37	26
E04251	28	12	E09491	58	55
	30	14	E09502	58	72
	31	12	E09691-1	53	18
	32	11	E09691-100	21	36
	33	12	E09691-101	37	46
	34	9	E09691-102	37	71
E04282	28	13	E09691-103	53	19
	30	2	E09691-106	35	44
	31	2	E09691-108	37	57
	32	13	E09691-109	37	65
	33	2	E09691-110	37	64
	34	11	E09691-111	37	49

PART NUMBER	FIG.	ITEM	PART NUMBER	FIG.	ITEM
E09691-112	37	47	E09691-17	17	11
E09691-113	37	70		21	25
E09691-114	37	51	E09691-170	21	32
E09691-115	37	56	E09691-171	21	35
E09691-116	21	14	E09691-172	26	15
E09691-117	38	26	E09691-173	23	7
E09691-118	37	44	E09691-174	21	21
E09691-119	25	6	E09691-175	35	45
E09691-12	53	9	E09691-176	38	38
E09691-120	25	5	E09691-178	35	46
E09691-121	53	6	E09691-179	35	48
E09691-122	53	8	E09691-18	17	17
E09691-123	53	21	E09691-180	39	27
E09691-124	53	22	E09691-19	17	18
E09691-126	53	23		18	8
E09691-13	53	11	E09691-191	53	14
E09691-130	17	19	E09691-192	53	5
	18	10	E09691-2	53	26
E09691-131	53	13	E09691-20	20	13
E09691-132	53	12	E09691-21	37	33
E09691-134	38	42	E09691-22	18	9
E09691-135	38	21	E09691-26	21	31
E09691-136	38	23	E09691-27	21	30
E09691-137	38	39	E09691-28	21	22
E09691-138	21	16	E09691-29	17	15
E09691-139	19	15		21	24
	21	28	E09691-3	53	20
E09691-14	17	14	E09691-30	21	20
	21	8	E09691-31	21	15
E09691-140	19	14	E09691-32	18	7
E09691-141	19	16		21	7
	21	10	E09691-33	38	40
E09691-143	21	29	E09691-34	36	34
E09691-145	36	28	E09691-36	36	32
E09691-146	36	31	E09691-37	38	19
	37	58	E09691-38	38	20
E09691-147	36	33	E09691-39	38	36
E09691-148	38	41	E09691-4	53	15
E09691-15	17	16	E09691-40	38	37
	21	9	E09691-42	38	24
E09691-150	38	43	E09691-45	38	31
E09691-151	21	37	E09691-46	38	32
E09691-153	19	9	E09691-47	38	28
E09691-154	19	8	E09691-48	38	27
E09691-155	19	13	E09691-49	38	29
E09691-156	19	17	E09691-5	53	16
E09691-157	39	25	E09691-52	37	60
E09691-159	35	59	E09691-53	37	61
E09691-16	17	12	E09691-54	37	63
	21	26	E09691-55	37	66
E09691-160	35	58	E09691-57	37	68
E09691-161	37	31	E09691-58	37	53
E09691-162	38	35	E09691-59	37	50
E09691-163	38	34	E09691-6	53	28
E09691-164	38	22	E09691-60	37	55
E09691-165	38	33	E09691-61	36	43
E09691-166	38	30		37	32
E09691-167	38	25		39	28
E09691-168	36	42			

PART NUMBER	FIG.	ITEM	PART NUMBER	FIG.	ITEM
E09691-62	36	45	E12798	72	13
	37	34	E12798-1	16	52
	39	26	E12798-3	16	7
E09691-63	37	48	E12798-4	16	46
E09691-64	37	45	E13011-1	30	7
E09691-65	37	41	E13011-2	32	3
E09691-66	37	35	E13011-3	31	5
E09691-67	37	36		33	6
E09691-68	37	37	E13011-4	34	3
E09691-69	37	38	E13033-5	57	11
E09691-7	53	27	E13053	9	4
E09691-70	37	39	E13208	72	14
E09691-71	37	40	E13208-6	3	40
E09691-72	36	29	E13208-7	3	41
E09691-74	36	27	E13461	28	1
E09691-75	36	26	E13591	12	5
E09691-76	36	37	E13601	12	4
E09691-77	36	24	E13728	28	14
E09691-78	36	38	E13742	28	26
E09691-79	36	35	E18252	57	13
E09691-8	53	25	E18263	57	1
E09691-80	36	36	E18392	57	3
E09691-82	36	39	E18452	28	38
E09691-85	37	67	E18762	57	8
E09691-86	40	10	E18772	57	6
E09691-87	41	10	E18941	28	23
E09691-93	36	25	E19018-1	47	4
	37	42	E19018-2	51	8
E09691-94	36	30	E19128-1	47	20
	37	43	E19138-1	47	19
E09691-95	36	44	E19151	35	12
	37	59	E19161	35	9
E09691-96	36	40		54	16
	37	62	E19411	35	7
E09691-97	37	52		54	4
E09691-98	37	54	E19421	35	10
E09769	18	6		54	17
E09779	18	12	E19451	35	8
E09841	3	17		54	3
E09858	72	16	E-1PBSS	58	11
E09858-4	3	19	E20132	28	22
E09998	72	18	E20191	28	28
E09998-2	3	31	E20948-10	61	35
E10052	60	6	E20948-11	61	33
E10132	58	2	E20948-12	61	36
E10911	38	13	E20948-7	61	31
E11199	21	41	E20948-8	61	29
E11308	3	2	E20948-9	61	34
E11712	28	29	E21391	38	3
E11971	6	15	E23101	58	10
E11992	28	15	E23401	60	2
E12048	35	26	E23411	60	4
E12058	35	30	E23651	28	4
E12068	35	28	E23661	28	32
E12091	28	30	E23671	28	34
E12111	28	25	E23703	24	1
E12381	40	6	E23781	3	34
	41	6	E23892	57	2
E12788-2	16	34	E24039	58	66

PART NUMBER	FIG.	ITEM	PART NUMBER	FIG.	ITEM
E24049	58	67	E30299	36	15
E24059	58	71	E30309	36	18
E24069	58	70	E30501	53	1
E24079	58	68	E30558	21	38
E24081	22	3	E30678	36	41
E24103	29	1		37	69
E24248-6	6	5	E34232	70	9
E24321	16	33	E34262	69	10
E24352	58	21	E34398	70	6
E24381	17	13	E34412	69	15
E24391	21	19		70	15
E24401	58	28	E34442	54	2
E24553	9	9	E34453	61	15
E24701	50	4		70	1
E24742	29	8	E34561	61	17
E24753	29	4	E34611	69	6
E24763	29	9		70	2
E25649	50	1	E34621	69	2
E25708	7	1		70	3
E26122	6	20	E34648	69	11
E26132	6	14		70	7
E26261	3	38	E34658	69	7
E26291	3	10		70	11
E26312	11	5	E34671	61	3
E26321	11	3	E34682	61	27
E26331	11	7	E34728	69	3
E26492	56	2	E34763	69	12
E26502	55	2		70	12
E26513	14	1	E34793	69	1
E26592	14	14	E36093	64	1
E26929	25	4	E36113	1	1
E26978-1	40	14	E36133	2	1
	41	14	E36143	30	1
E26978-2	40	2	E36153	32	1
	41	2	E36163	33	1
E27113	10	2	E36173	34	1
E27122	10	6	E36212	64	14
E27132	10	4	E36241	64	17
E27141	10	5	E36252	64	16
E27421	29	10	E36352	68	9
E27481	6	11	E36482	64	18
E27623	53	32	E36503	68	17
E27701	53	34	E36543	68	18
E28111	11	9	E36558	64	13
E28269	26	6	E36582	68	6
E28301	13	3	E36592	68	4
E28312	11	13	E36612	59	7
E28398	14	19	E36683	59	1
E28481	26	8	E36728	5	2
E28491	26	14	E36743	68	1
E28589	26	26	E36751	68	5
E28803	20	5	E36773	68	11
E28819	20	6	E36782	68	16
E28829	20	12	E36792	68	14
E28841	58	42	E36802	68	15
E28909	58	65	E36891	68	12
E28911	29	12	E36903	73	8
E30121	28	17	E36912	73	4
E30131	28	18	E36958	64	21

PART NUMBER	FIG.	ITEM	PART NUMBER	FIG.	ITEM
E36978	64	9	E42188	28	9
E37018	64	3		30	11
E37031	73	3		31	9
E37053	73	1		32	8
E37162	64	5		33	9
E37191	64	10		34	6
E37201	64	12	E42213	21	5
E37211	64	20	E42263	38	4
E37251	64	4	E42289	27	36
E37283	65	1	E42299	27	39
E37383	63	1	E42319	26	11
E38012	33	14	E42369	69	13
E38052	32	20		70	13
	34	20	E42483	37	3
E38076	3	1	E42493	36	3
E38082	32	15	E42582	58	23
	34	15	E42963	21	39
E38098	5	1	E42979	21	6
E38106	11	1	E43003	19	5
E38116	12	1	E43019	19	6
E38166	15	1	E43029	19	25
E38176	16	1	E43043	39	2
E38242	61	4	E43191	37	4
E38272	33	19	E43231	22	14
E38681	61	9	E43241	22	12
E38918	3	22	E43251	22	11
E38928	72	17	E43272	22	9
E38928-1	3	24	E43362	22	10
E39151	3	21	E43376	22	1
E39163	31	1	E43559	58	74
E39213	35	1	E43779	22	15
E39273	58	8	E43841	22	16
E40162	67	1	E44309	23	5
E40262	61	8	E44313	23	4
E40283	61	7	E44329	26	19
E40333	61	13	E44402	11	15
E40343	61	1	E44641	15	28
E40471	61	12	E45749	3	12
E40482	61	5	E45829	35	35
E40492	61	14	E45921	26	13
E40598-1	49	1	E45938	12	11
E40732	67	7	E46288	73	10
E40778	61	32	E46319	35	31
E40803	74	1	E46339	66	1
E40952	74	4	E46393	66	2
E41111	28	20	E46433	37	14
E41261	42	6	E46529-1	27	44
E41271	52	5	E46529-2	27	13
E41293	27	1	E46581	39	10
E41423	26	5	E46613	39	9
E41539	35	49	E46641	39	3
E41659	35	50	E46689-1	27	6
E41843	58	73	E46689-2	27	2
E41883	54	1	E46769	36	10
E42043	35	63	E46779	36	14
			E46799	36	20
			E46809	36	8
			E46819	36	9
			E47063	1	2

PART NUMBER	FIG.	ITEM	PART NUMBER	FIG.	ITEM
E47219	72	15	HX350SAS1S1	46	2
E47219-1	3	14	INX1502BCG	58	48
E47278	35	19	IULNK1-1-52-60.0-K	21	23
	54	11	J12-6FC	16	47
E47413	9	15	J12FC	16	25
E47451	9	6	J16-10GC	16	27
E47473	71	1	J16-6C	16	48
E47522	35	21	J16FC	16	35
	54	8	JB-0-30	61	25
E48082	58	37	JS10-6F	16	49
E48513	38	44	LB19	58	49
E48529	27	29	LB59	58	39
E48709	40	8	LE721156	45	4
	41	8	LH013	14	13
	60	16	LS3SJ-16	58	47
E48719	40	12	M19622/1-002	58	75
	60	19	M19622/16-0006	27	17
E48771	12	12	M19622/17-02	58	76
E49513	53	4	M19622/3-001	27	18
E49871	33	22	M19622-1-001	27	11
E49892	33	18	M19622-1-004	27	9
E50148	36	46	M19622-16-0004	27	12
E50158	28	31	M19622-19-0005	27	10
	30	5	M3-20-2-DC	27	26
E57852	58	77	M95997	42	8
F02A125V10AS	26	24	MAH-12	47	2
F02A250V1A	35	56		51	2
F02A250V5A	53	29	MEHG45E212	3	36
F02A250V6A	35	57	MEHG45SE112	3	39
F206CR7-28V/20-P	37	13	MEHGB2112	3	30
FC234-12	16	24	MEHGN212CL	3	35
	72	11	MEHGN46	3	9
FC234-16	16	29	MFC46RINC	58	62
	72	12	MFL-50	27	16
FC350-12	9	18	MS24523-21	53	10
FD-45-1002-12-12	9	16	MS24523-22	36	21
	47	23		53	7
FD-45-4001-12-12	47	24	MS24523-23	39	11
FIG 339	14	11	MS24523-26	17	31
FIG. 2144	15	7		18	20
FJ9706-12-12S	9	19		36	12
G-10	14	5	MS24524-21	37	22
G615-06-B-1	14	15	MS24524-22	27	43
GASK1941	58	50		37	11
GASK1945	58	40	MS24659-21L	37	21
GT4G10Y6	14	4	MS27406-2	36	23
GTC01LCF28-7P	60	22		37	30
GTC020R28-7P	40	3	MS2M9159	37	15
	41	3	MS3102A16-11SY	58	13
GTC06LCF28-7S	60	7	MS3102A22-2S	35	43
HC-C-BAR-12	14	7	MS3106A16-10PY	58	45
HC-EC12	14	8	MS3452W16-11S	58	17
HC-EC-18SSB	16	10	MS3456W16-10P	58	44
HC-OC-14-SS	58	26	MS35649-244	35	37
HR-125	65	2	MS-35842-12	16	13
HSS-32	3	29	MS51504-B16S	16	31
	15	10	MS600A-XP-8-1A	27	40
HSS-48	3	18	MS600-XP-20-1A	19	28
HSS-88	3	13		20	11

PART NUMBER	FIG.	ITEM	PART NUMBER	FIG.	ITEM
MS601-GP-10-1A	39	23	W31X2M1G-05	19	32
MS601-GP-4-1A	39	18		21	34
N10UCB-6	51	4		38	8
N2412-12	35	47	W31X2M1G-10	19	31
NAB-1010-4	14	6		38	6
P-16	14	10	W31X2M1G-15	19	33
P23493	37	8		21	27
P840 X 16"	3	4		38	9
PART NO. 17	3	8	W31X2M1G-20	38	7
PS-12120	26	9	W31X2M1G-50	21	33
S-15-100	14	16	WG-6	58	63
SC628AJ	37	29	WWF-24-C-1710B	45	6
	53	24	0000165	72	4
SM-2	61	26	0002837	67	4
SSTG-1	58	25	0003661	35	29
SSTG-5	58	43	0004170	67	3
STC-20	3	28	0005968	72	5
	15	9	0006191	72	6
STC-25	15	17	0006581	57	9
STC-30	3	32	0006651	28	33
SYM. 100.2	28	39	0007407	68	7
SYM. 2438	28	36	0008090	73	7
T-1 3/4 BI-PIN	37	9	0008361	68	8
T18502	75	1	0008362	68	10
T1G06	35	3	0008455	52	4
	54	14	0008483	52	3
T1G18	58	3	0008489	67	6
T1G40	35	4	0008565	52	1
	54	15	0008571	42	7
T1GHDW	35	2	001-020624	51	1
	54	13	001-0244F24	47	6
	58	4	01-0145-25	44	2
TD-300427	75	3	013-1925-100	52	2
TD-300428	75	2	0188-24-24	16	12
TD300429	75	4	0330014804	6	8
TD300430	75	5		27	14
TD300431	75	6	050-0131	6	7
TD300432	75	7	1/2-RRS-SS	15	37
T-EG10	35	13		16	3
TU28	74	2	1000729	7	6
TY526MX	60	23	1000778	7	2
U-2	19	30	1000811	7	25
	21	48	1001400	7	19
	23	9	1002129	7	14
UBC-1.5	15	31	1002139	7	4
UBC-2.0	15	38	1002289	7	13
UNY105SA	58	29	1002322	7	26
VCF4-1002	17	22	1002333	7	16
	18	19	1002334	7	3
	19	20	1002352	7	12
	26	20	1005958	7	24
	39	5	1007235	7	7
VF4-15H-11	17	21	101-017-099	16	38
	18	16	1012726	7	11
	19	21	1018026	32	17
	26	21		34	17
	39	4	1018053	61	30
W31X2M1G-02	21	13	1018455	71	2
			1018473	74	5

PART NUMBER	FIG.	ITEM	PART NUMBER	FIG.	ITEM
1018534	73	9	208471-1	40	7
1018598	73	6		41	7
103523	73	5		60	14
10-40450-16	58	12	208472-1	60	10
1042320	7	15	208473-1	40	9
10-580902-283	40	4		41	9
	41	4		60	20
	60	21	208488-1	60	13
10-580903-283	60	8	208489-1	40	13
1099427	7	23		41	13
10PA4	27	33		60	17
11-00603	59	6	2089-12-12S	9	8
1103067	7	20	2107-8-8	10	7
1106039	7	8	21103	62	1
1106760	7	17	211903-1	41	12
1108051	10	1	2178 CH	35	23
1109047	7	21	221-0500-020	52	8
1109134	7	22	232T1-4PP	15	36
1109428	7	18	2332T-4PP	16	2
1109439	7	9	23J200	39	22
1109502	7	5	241-2	3	37
1109503	7	10	249-7872-3731-504	53	17
1111636	13	2	2522	27	15
1114579	13	1	27121-0-225	27	7
12-12 140339C/CAD/	47	18	27C4887	28	40
124183	29	6		43	2
12-8FBTX-SS	16	6		59	2
12BTX-SS	16	40	29.401.1253	53	35
12HBTX-SS	16	51	29.401.2053	53	39
12TX-SS	16	41	290511	62	3
1377-1-7	6	17	3/4 CR S	47	10
14140-H-B-.875-1	17	9	3/4 FF S	47	5
	19	10	3/4 GG S	47	22
	21	17	3/4 MMO S	47	16
1431953-CU	39	7	3/4 X 3/8 PTR S	47	15
1431955-CU	21	45	3/4-A-3600-TT MOD A	16	21
162-8430-0931-502	37	12	3/4CD-S	14	20
16A	15	15	3/4-CD-SS	16	20
16BTX-SS	16	43	3/4-FF-SS	15	34
16HBTX-SS	16	50		16	19
16TX-SS	16	44	3/4GG-S	14	18
179 012 PLB	48	1	3/8 FF S	51	9
18A23	47	17	3/8 GG S	47	11
190	58	51	3/8 HP S	51	11
19001-11UL	38	12	3/8 MMO S	51	12
1921-S	33	17	3001T54	61	28
1957	53	37	3003	23	16
1-A-3600-TT	16	32	3032T62	58	58
1N-5401	17	29	305602	72	1
	18	15	3083T21	58	56
	39	21	314346	61	22
2010101-8-8-8-36	10	8	320010	15	11
2010606-8-8-8-32	6	10		72	2
2013W3W-8-8-8-72	6	1	320019	72	3
2021-12-12S	9	14	3245259	3	7
20303G	15	5	3461T64	35	20
2071-12-12S	9	13		54	9
208470-1	60	12	3506	47	12
				51	7

PART NUMBER	FIG.	ITEM	PART NUMBER	FIG.	ITEM
350715	15	20	556-3204-304	37	10
350720	15	30	556-3304-304	37	20
3514	47	3	5602-12-12S	9	5
3558T45	67	8	5657-12	9	7
35WG	15	14	590	58	41
3711T34	58	57	5JB-3031-02-P	27	23
3755T14	35	17	5JB-3031-03-P	27	22
	54	7	600A-GP-20	19	27
3828T14	48	2		20	10
3856T18	61	24	600-GP-08	27	41
411-12S	16	23	601-GP-10	39	24
411-16S	16	28	601-GP-12	38	16
412-12-12S	9	17	601-GP-20	26	22
4187	49	3		38	17
	52	6		39	19
4203300	58	64	6-1-6200-44	3	44
426-0141-080	52	12	66099-3	60	9
4414-12S	16	42	66101-3	60	11
4414-16S	16	45	687.65 TS-11634	8	1
44-18-DG3	57	10	70-4-2G	37	25
4429K315	14	17	738A N4NL4-F	6	6
44605K114	6	9	7392-3000	72	7
44605K154	6	3	754SS17-2-10M4	16	36
44605K224	6	4	754SS20-2-10M4	16	39
4464K111	15	33	7739K138	15	21
4464K112	16	17	7739K139	15	23
4464K182	15	35	80-038	47	14
4464K212	14	12		51	6
4549K651	3	26		72	8
	15	6	80-062	51	3
4549K652	15	25		72	9
4549K654	15	4	80-075	47	1
4549K656	15	26		72	10
4549K658	15	24	800T-T2F3JJAA	37	19
4549K663	3	42	81264	17	32
4549K671	15	29		18	21
456795-73	8	2	822-0077-103	52	7
4638K137	3	27	8591-SS-1032	36	5
	15	8		37	7
4638K138	15	18	8635K164	16	11
4638K227	3	43	8694K89	58	34
	15	3	870B	39	16
4638K237	3	25	871G1	39	15
	15	2	881-24	16	14
4638K576	15	19		72	20
4638K732	51	10	881-32	15	22
4638K737	15	27		72	19
47865K71	3	33	8-8-FTXS	6	2
48535K75	16	16	9001 KN305	19	18
50925K396	47	9	9001 KR1BH5	36	17
5107197	39	17	9001 KR1BH6	36	19
51B1016	38	11	9001 KR2RH5	19	19
5225-XT	49	2		36	13
52416	16	4	9001-K111	36	16
52544-B	68	2	9001K6	36	11
54155K32	47	13	900729-8	9	10
	51	5	90107A029	61	20
556-3104-304	36	22	90107A031	12	9
	37	23		61	11

PART NUMBER	FIG.	ITEM	PART NUMBER	FIG.	ITEM
90107A033	64	8	91772A211	21	43
90400171	58	69		26	17
90473A233	5	4		35	41
	6	16	91772A242	26	16
90585A540	61	21		39	14
90585A542	61	23		58	16
90604A196	19	26	91772A244	35	39
	20	9		38	10
	27	42		48	3
	37	24		52	9
	39	20	91772A245	23	14
90640A135	14	21		35	16
90715A135	9	3		36	1
90715A145	61	2		37	1
90762A136	74	3		39	1
908D	22	2		44	1
91257A941	64	19		45	3
91283A468	58	6		50	3
91309A796	14	22	91772A249	38	2
91500A542	49	4	91772A540	54	6
	52	15	91772A829	35	55
91525A140	28	7		36	7
	30	9		37	5
	31	7	91772A830	17	20
	32	6		18	17
	33	7		19	23
	34	4	91772A832	37	16
91583A208	67	2	91792A144	17	27
91654A144	28	3		18	14
	30	8	91810A830	21	44
	31	6		23	10
	32	2		39	6
	33	5	91831A005	58	15
	34	2	91831A009	17	7
91694A325	73	2		19	7
91720A240	15	16		21	11
91735A197	46	5	91831A029	11	8
91771A829	35	27		42	5
91772A110	35	5		49	6
	40	11		52	13
	41	11		53	3
	58	14		58	31
	60	18	91831A030	11	16
91772A112	35	42	91831A127	11	11
91772A144	21	50		27	24
91772A148	35	34		35	62
	40	5	91841A007	37	28
	41	5		53	33
	60	15	91841A009	38	14
91772A151	53	36		53	31
91772A192	53	38	91841A011	35	38
91772A194	17	10		38	1
	19	11		45	1
	21	18		58	9
	26	23			
	35	14			
	39	8			
91772A197	38	18			

PART NUMBER	FIG.	ITEM	PART NUMBER	FIG.	ITEM
91841A029	17	3	92141A029	17	2
	18	3		18	1
	19	1		19	3
	20	1		20	3
	21	1		21	3
	22	13		22	6
	24	2		23	13
	26	2		24	4
	27	35		25	1
	35	25		26	3
	40	16		27	32
	41	16		42	3
	42	1		49	5
	49	7		52	14
91841A195	37	18		53	2
91845A029	61	19		58	32
91845A030	16	37	92141A030	9	1
91845A031	3	23		58	53
	6	19	92141A031	27	20
	9	11		29	3
	14	2		35	61
	16	26		50	5
	27	28		58	19
	28	35	92141A033	23	1
	29	7		57	5
	57	14		69	5
	58	20		70	5
	62	4	92141A035	16	9
91845A041	58	5	92141A044	69	14
	68	3		70	14
91845A310	10	10	92146A029	17	4
	11	2		18	2
	57	12		19	2
	58	1		20	2
	64	6		21	2
	69	4		22	5
	70	4		24	3
91847A030	58	52		25	2
92001A339	29	13		26	1
921310003	3	16		27	31
92141A009	17	8		35	6
	19	12		40	15
	21	12		41	15
	53	30		42	2
92141A011	15	13		47	8
	21	47		48	4
	23	11		50	2
	27	3		51	14
	37	17		54	5
	39	12	92146A031	12	8
				22	8
				27	27
				58	38
				59	4
			92146A033	23	2
				58	30

PART NUMBER	FIG.	ITEM	PART NUMBER	FIG.	ITEM
92146A540	20	8	92240A622	11	12
	21	51		16	30
	27	38		62	2
	35	33	92240A623	27	25
	37	27	92240A624	6	18
92146A545	38	15		29	2
	46	4		35	60
92146A550	27	4		50	6
	35	15	92240A626	28	16
	36	2		32	23
	37	2	92240A628	28	21
	38	5		29	5
	39	13	92240A632	58	18
	45	2	92240A712	10	9
92147A029	52	10	92240A714	11	6
	35	24		23	3
	12	3	92240A715	11	4
92147A033	64	7		28	2
	33	15		58	24
92147A035	17	23	92240A718	28	27
	18	18	92240A720	58	7
	19	22	92240A722	69	8
92186A722	64	2		70	10
	64	11	92240A728	58	54
92186A723	69	9	92240A730	58	22
	70	8	92311A534	29	11
	60	3	92314A240	27	5
92196A718	23	12	92314A245	15	12
92198A555	58	59	92375A300	33	20
92202A321	28	24	92391A778	28	19
92210A718	60	1	92620A928	55	5
92210A720	27	30		56	5
	47	7	92865A622	22	7
92240A537	51	13	92865A718	4	2
	11	10	92865A798	6	22
	35	11	92865A802	5	3
	42	4		6	12
	49	8	92865A805	6	13
	54	12	92865A806	3	15
	17	1	92865A808	6	21
92240A540	18	4	92865A814	3	11
	19	4	93190A583	9	2
	20	4	93190A619	28	8
	21	4		30	10
	22	4		31	8
	24	5		32	7
	25	3		33	8
	26	4		34	5
	27	34	93190A621	59	5
	26	12	93190A624	3	20
92240A541	35	22		34	16
	58	27	93190A626	12	10
	10	3		32	16
92240A544	11	14		34	23
92240A582	9	12	93190A628	61	16
	14	3	93190A630	58	36
92240A583	28	37		61	6
92240A619	57	7	93190A632	27	21
			93190A634	27	19

PART NUMBER	FIG.	ITEM
93190A644	61	10
93190A712	64	15
93190A718	12	6
93190A722	28	10
	30	12
	31	10
	32	9
	33	10
	34	7
93190A850	14	9
93190A856	16	8
93190A858	33	16
93635A416	13	4
94485A037	67	5
94804A320	12	7
	61	18
94804A340	12	2
94805A125	28	5
	30	4
	31	4
	32	4
	33	4
	34	13
94895A845	55	3
	56	3
95105A143	23	15
95462A033	4	4
95615A250	3	5
9767-16-6	58	46
98026A033	4	3
98-23400	59	3
98401A483	57	4
98401A524	68	13
98449A530	35	53
985-GP-10	17	28
985-GP-12	21	46
	35	40
985-GP-4	17	30
985-GP-6	21	42
	26	18
985-GP-8	18	13
986-0645-001	52	11

These are the instructions for sending an electronic 2028.

The following format must be used if submitting an electronic 2028. The subject line must be exactly the same and all fields must be included; however, only the following fields are mandatory: 1, 3, 4, 5, 6, 7, 8, 9, 10, 13, 15, 16, 17 and 27.

From: "Whomever" whomever@avma27.army.mil
To: whomever@avma27.army.mil
To: TACOM-TECH-PUBS@ria.army.mil

Subject:DA Form 2028

1. **From:** Joe Smith
2. **Unit:** home
3. **Address:** 4300 Park
4. **City:** Hometown
5. **St:** MO
6. **Zip:** 77777
7. **Date Sent:** 19-OCT-93
8. **Pub no:** 55-1915-200-10
9. **Pub Title:** TM
10. **Publication Date:** 11-APR-88
11. **Change Number:** 12
12. **Submitter Rank:** MSG
13. **Submitter Fname:** Joe
14. **Submitter Mname:** T
15. **Submitter Lname:** Smith
16. **Submitter Phone:** 123-123-1234
17. **Problem:** 1
18. **Page:** 1
19. **Paragraph:** 3
20. **Line:** 4
21. **NSN:** 5
22. **Reference:** 6
23. **Figure:** 7
24. **Table:** 8
25. **Item:** 9
26. **Total:** 123
27. **Text:**

This is the text for the problem below line 27.

RECOMMENDED CHANGES TO PUBLICATIONS AND BLANK FORMS						Use Part II (<i>reverse</i>) for Repair Parts and Special Tool Lists (RPSTL) and Supply Catalogs/Supply Manuals (SC/SM).	DATE
For use of this form, see AR 25-30; the proponent agency is OAASA							
TO: (<i>Forward to proponent of publication or form</i>) (<i>Include ZIP Code</i>)				FROM: (<i>Activity and location</i>) (<i>Include ZIP Code</i>)			
PART I - ALL PUBLICATIONS (EXCEPT RPSTL AND SC/SM) AND BLANK FORMS							
PUBLICATION/FORM NUMBER						DATE	TITLE
ITEM	PAGE	PARA- GRAPH	LINE	FIGURE NO.	TABLE	RECOMMENDED CHANGES AND REASON	
* Reference to line numbers within the paragraph or subparagraph.							
TYPED NAME, GRADE OR TITLE				TELEPHONE EXCHANGE/AUTOVON, PLUS EXTENSION		SIGNATURE	

TO: <i>(Forward direct to addressee listed in publication)</i>			FROM: <i>(Activity and location) (Include ZIP Code)</i>				DATE	
PART II - REPAIR PARTS AND SPECIAL TOOL LISTS AND SUPPLY CATALOGS/SUPPLY MANUALS								
PUBLICATION NUMBER				DATE			TITLE	
PAGE NO.	COLM NO.	LINE NO.	NATIONAL STOCK NUMBER	REFERENCE NO.	FIGURE NO.	ITEM NO.	TOTAL NO. OF MAJOR ITEMS SUPPORTED	RECOMMENDED ACTION
PART III - REMARKS <i>(Any general remarks or recommendations, or suggestions for improvement of publications and blank forms. Additional blank sheets may be used if more space is needed.)</i>								
TYPED NAME, GRADE OR TITLE				TELEPHONE EXCHANGE/AUTOVON, PLUS EXTENSION			SIGNATURE	

By Order of the Secretary of the Army:

PETER J. SCHOOMAKER
General, United States Army
Chief of Staff

Official:



SANDRA R. RILEY

*Administrative Assistant to the
Secretary of the Army*

0421603

DISTRIBUTION: To be distributed in accordance with the Initial Distribution Number (IDN) 256814, requirements for TM 55-1945-225-24P.

The Metric System and Equivalents

Linear Measure

1 centimeter = 10 millimeters = .39 inch
 1 decimeter = 10 centimeters = 3.94 inches
 1 meter = 10 decimeters = 39.37 inches
 1 dekameter = 10 meters = 32.8 feet
 1 hectometer = 10 dekameters = 328.08 feet
 1 kilometer = 10 hectometers = 3,280.8 feet

Weights

1 centigram = 10 milligrams = .15 grain
 1 decigram = 10 centigrams = 1.54 grains
 1 gram = 10 decigrams = .035 ounce
 1 dekagram = 10 grams = .35 ounce
 1 hectogram = 10 dekagrams = 3.52 ounces
 1 kilogram = 10 hectograms = 2.2 pounds
 1 quintal = 100 kilograms = 220.46 pounds
 1 metric ton = 10 quintals = 1.1 short tons

Liquid Measure

1 centiliter = 10 milliliters = .34 fl. ounce
 1 deciliter = 10 centiliters = 3.38 fl. ounces
 1 liter = 10 deciliters = 33.81 fl. ounces
 1 dekaliter = 10 liters = 2.64 gallons
 1 hectoliter = 10 dekaliters = 26.42 gallons
 1 kiloliter = 10 hectoliters = 264.18 gallons

Square Measure

1 sq. centimeter = 100 sq. millimeters = .155 sq. inch
 1 sq. decimeter = 100 sq. centimeters = 15.5 sq. inches
 1 sq. meter (centare) = 100 sq. decimeters = 10.76 sq. feet
 1 sq. dekameter (are) = 100 sq. meters = 1,076.4 sq. feet
 1 sq. hectometer (hectare) = 100 sq. dekameters = 2.47 acres
 1 sq. kilometer = 100 sq. hectometers = .386 sq. mile

Cubic Measure

1 cu. centimeter = 1000 cu. millimeters = .06 cu. inch
 1 cu. decimeter = 1000 cu. centimeters = 61.02 cu. inches
 1 cu. meter = 1000 cu. decimeters = 35.31 cu. feet

Approximate Conversion Factors

To change	To	Multiply by	To change	To	Multiply by
inches	centimeters	2.540	ounce-inches	newton-meters	.007062
feet	meters	.305	centimeters	inches	.394
yards	meters	.914	meters	feet	3.280
miles	kilometers	1.609	meters	yards	1.094
square inches	square centimeters	6.451	kilometers	miles	.621
square feet	square meters	.093	square centimeters	square inches	.155
square yards	square meters	.836	square meters	square feet	10.764
square miles	square kilometers	2.590	square meters	square yards	1.196
acres	square hectometers	.405	square kilometers	square miles	.386
cubic feet	cubic meters	.028	square hectometers	acres	2.471
cubic yards	cubic meters	.765	cubic meters	cubic feet	35.315
fluid ounces	milliliters	29.573	cubic meters	cubic yards	1.308
pints	liters	.473	milliliters	fluid ounces	.034
quarts	liters	.946	liters	pints	2.113
gallons	liters	3.785	liters	quarts	1.057
ounces	grams	28.349	liters	gallons	.264
pounds	kilograms	.454	grams	ounces	.035
short tons	metric tons	.907	kilograms	pounds	2.205
pound-feet	newton-meters	1.356	metric tons	short tons	1.102
pound-inches	newton-meters	.11296			

Temperature (Exact)

°F	Fahrenheit temperature	5/9 (after subtracting 32)	Celsius temperature	°C
----	------------------------	----------------------------	---------------------	----

